

# PARTS MANUAL

2012

2300 HARVESTER SCRUB

6 ROW 22

4 ROW 30

**Amity**  
TECHNOLOGY



2800 7<sup>th</sup> Avenue North  
Fargo, ND 58102

Phone: (701) 232-4199

Fax: (701) 234-1716

[www.amitytech.com](http://www.amitytech.com)

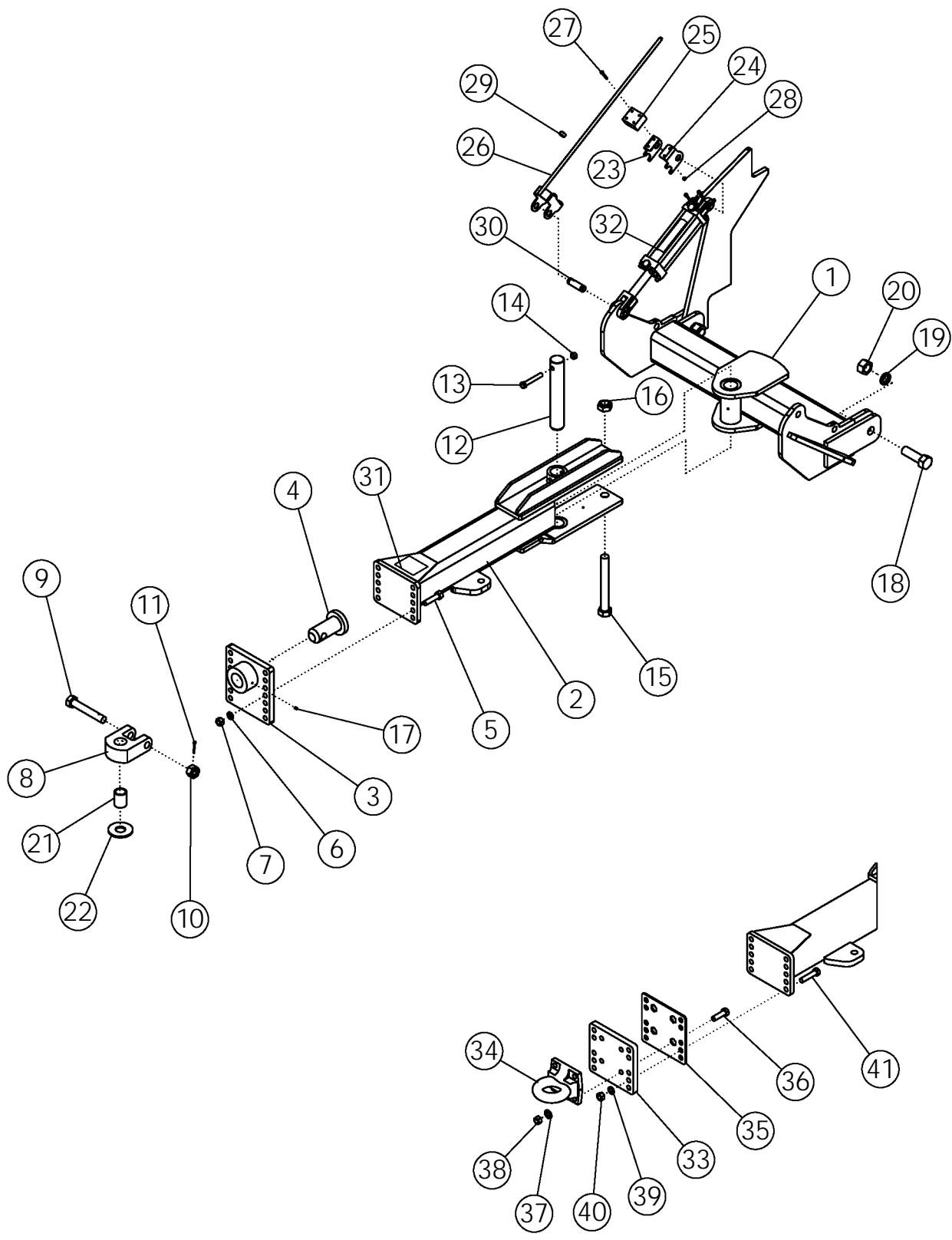


# TABLE OF CONTENTS

HITCH ASSEMBLY.....	1-2
LIFTER STRUT.....	3-4
ROW FINDER.....	5-8
GUARDS & SHIELDS.....	9-12
MAIN FRAME ASSY.....	13-14
APRON SHAFT.....	15-16
PADDLE SHAFT.....	17-18
CLEANING ROLLS.....	19-20
CLEANING ROLL MOUNTING PACKAGE.....	21-22
MAIN DRIVE: ONBOARD OPTION.....	23-26
CLEANING ROLL DRIVE.....	27-28
APRON/PADDLE SHAFT DRIVE .....	29-30
TANK ASSEMBLY .....	31-32
ELEVATOR AND BOOM ASSEMBLY.....	33-36
REAR SCRUB ASSEMBLY.....	37-40
REAR SCRUB: BELTED CHAIN.....	41-42
REAR SCRUB DRIVE: SINGLE MOTOR.....	43-46
REAR STRUTS.....	47-48
RF & HITCH HYDRAULICS: ONBOARD OPTION.....	49-50
TANK HYDRAULICS ONBOARD OPTION.....	51-52
HYDRAULIC TANK.....	53-54
LIGHT KIT.....	55-56
PTO DRIVELINE #64168 .....	57-58
PTO DRIVELINE #51481.....	59-60
PTO DRIVELINE #51480.....	61-62
DRIVELINE COMPONENTS.....	63-64
GEARBOX (1.81:1) #63846 .....	65-66
GEARBOX (1.81:1) #62396.....	67-68
GEARBOX (1.35:1) #63847 .....	69-70
GEARBOX (1:1.35) #63848 .....	71-72
MOTOR (32.3 IN3) #57686 .....	73-74
HYDRAULIC PUMP #63690.....	75-76
HYDRAULIC CYLINDER (2.5x16") #58889 .....	77-78
HYDRAULIC CYLINDER (4x8") #58891 .....	79-80
HYDRAULIC CYLINDER (4x10") #62082.....	81-82
DUMP & RELIEF VALVE #64687 .....	83-84



SELECTOR VALVE #58470.....	85-86
RF VALVE #62350.....	87-88
DIRECTIONAL CONTROL VALVE #63673 I #63687 .....	89-90
SPROCKET #63813 .....	91-92
BELT TIGHTENER #56422 .....	91-92
SLIP-CLUTCH #57926.....	93-94
SLIP-CLUTCH/SPROCKET #57993, #58335.....	93-94
IDLER PULLEY #56406.....	95-96
SPROCKET IDLER #56851 .....	95-96
ROLLERS.....	97-98
SCRUB DRIVELINE ASSEMBLY.....	99
BELTED LAP JOINT CONNECT.....	100
BELTED CHAIN #59180 - REPAIR KIT.....	101
RIVET CUTTER #62082 - .....	102

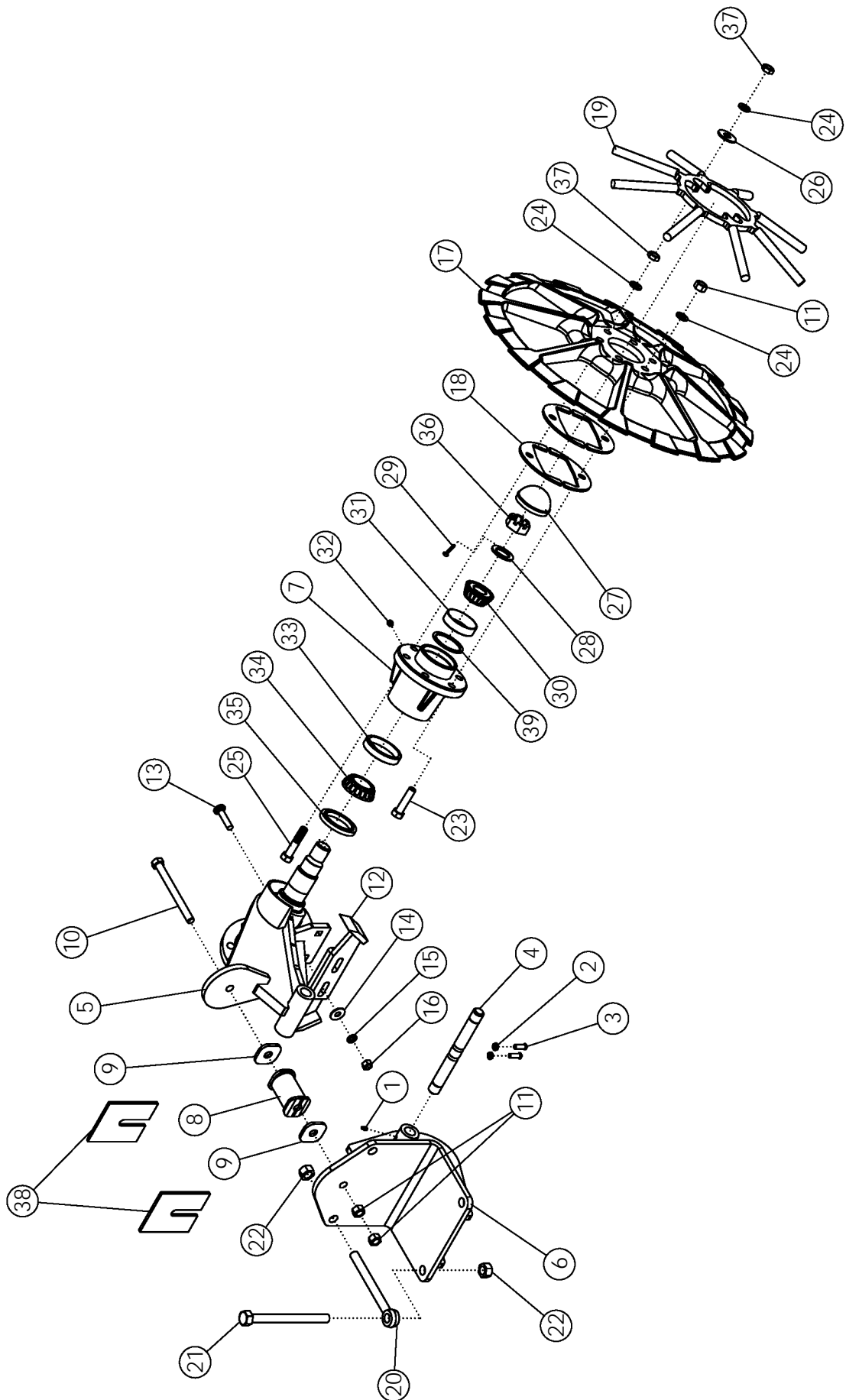


# NARROW HITCH

ITEM	PART NO.	DESCRIPTION	QTY
1	63192	WLDMT-EXPORT HITCH PIVOT	1
2	63195	WLDMT - DRAWPOLE	1
3	57930	WLDMT-HITCH PLATE	1
4	62101	WLDMT-PIN	1
5	1012059	BOLT-HEX: .75 X 3.00 NC GR5 ZP	6
6	1012061	WASHER-LOCK: .75 ZP	6
7	1011620	NUT-HEX: .75 NC GR2 ZP	6
8	64476	PLATE-PULL HITCH	1
9	62477	BOLT-HITCH DRILLED	1
10	62088	NUT-SLOTTED: 1.13 NC GR5 ZP	1
11	1013473	PIN-COTTER: .19 X 2.00 ZP	1
12	50678	PIN	1
13	1015117	BOLT-HEX: .63 X 4.00 NC GR8 ZP	1
14	1016595	NUT-TOPLOCK: .63 NC GR5 ZP	1
15	1030756	BOLT-HEX: 1.25 X 10.50 NC GR5 ZP	1
16	1030759	NUT-TOPLOCK: 1.25 NC ZP	1
17	1011748	ZERK - GREASE: .25 UNF STRAIGHT	4
18	1030757	BOLT-HEX: 1.63 X 4.25 NC GR5 ZP	2
19	1030760	WASHER-LOCK: 1.38 ZP	2
20	1030758	NUT-HEX: 1.38 NC ZP	2
21	64614	SLEEVE 1.63 (OPTIONAL TO FIT TRACTOR)	1
22	58925	WASHER-HARDENED 4.000 X 1.63	1
	68645	WASHER-FLAT: 2.00 ZP GR8	
23	63995	TOP_BRACKET - RH	1
24	63996	TOP_BRACKET - LH	1
25	63383	POLY GUIDE BLOCK	1
26	63999	WLDMT - BOTTOM_BRACKET	1
27	1016211	BOLT-HEX: .25 X 2.00 NC GR5	4
28	1030946	NUT-TOPLOCK: .25 NC GR5 ZP	4
29	63359	COLLAR-SET: .56 ZP	1
30	63406	PIN-CLEVIS: 1.00 X 4.00 ZP	2
31	52248R	DECAL-CAUTION	1
32	63405	DECAL-DEPTH GAUGE	1

# PINTLE HITCH

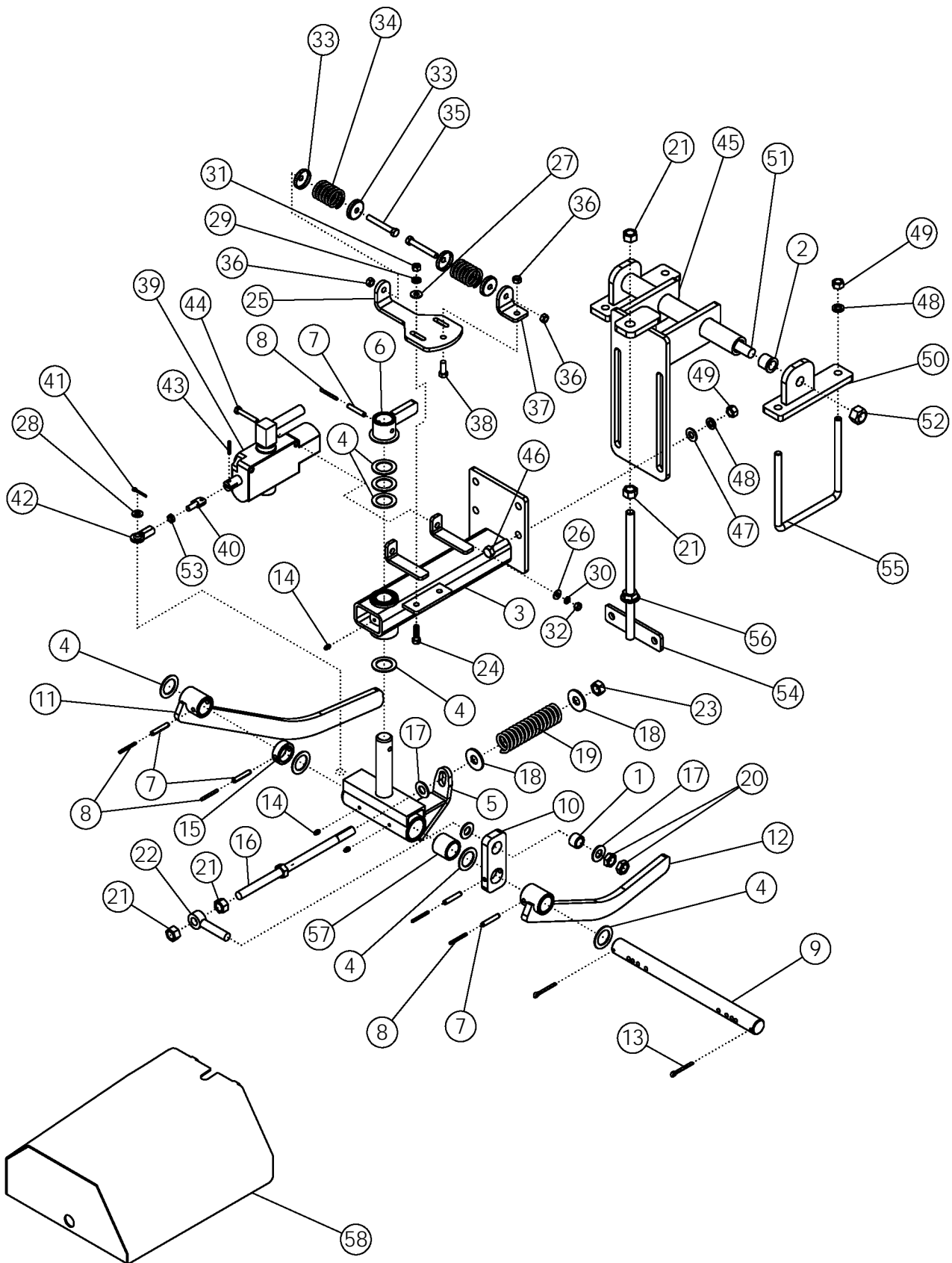
ITEM	PART NO.	DESCRIPTION	QTY
33	64201	PLATE - MOUNT	1
34	64200	HITCH-PINTLE	1
35	64254	PLATE - MOUNT	1
36	62096	BOLT-HEX: .75 X 2.50 NC GR8 ZP	4
37	1021584	WASHER-FLAT: SAE .75 ZP	4
38	1011434	NUT-TOPLOCK: .75 NC GR8 ZP	4
39	1012061	WASHER-LOCK: .75 ZP	6
40	1011620	NUT-HEX: .75 NC	6
41	1032271	BOLT-HEX: .75 X 3.25 NC GR5 ZP	6





# LIFTER STRUT

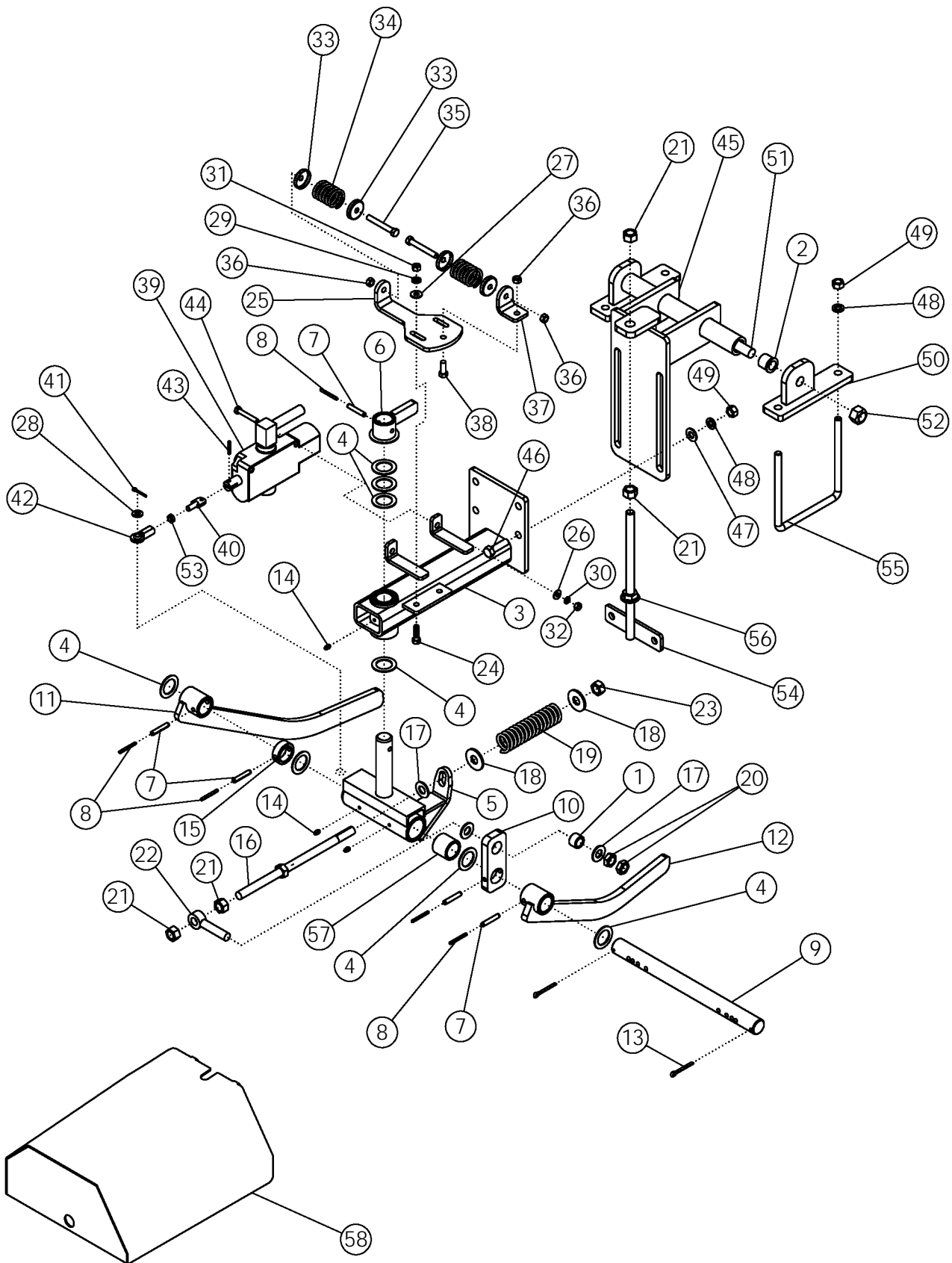
ITEM	PART NO.	DESCRIPTION	QTY.
1	1011748	ZERK - GREASE: .25 UNF STRAIGHT	2
2	1013519	NUT-JAM: .38 NC GR2 ZP	2
3	50813	SCREW-SET: SQ HD .38 X 1.00 ZP	2
4	64376	SHAFT-STRUT	1
5	63615	WLDMT-LIFTER STRUT	1
6	50146	WLDMT-STRUT BRACKET	1
7	63655	HUB_LIFTER WHEEL MACHINED	2
8	50134	WLDMT-SPACER	1
9	50137	WASHER	2
10	1030761	BOLT-HEX: .63 X 7.00 NC GR 8 ZP	1
11	1011578	NUT-HEX: .63 NC GR2 ZP	9
12	64639	WLDMT-SCRAPER ARM	2
13	64685	BOLT-CRG: .50 X 2.25 NC GR5 ZP	2
14	1014443	WASHER-FLAT: .50 ZP	2
15	1011581	WASHER-LOCK: .50 ZP	2
16	1011577	NUT-HEX: .50 NC GR5 ZP	2
17	63870	WHEEL-LIFTER PAINTED	2
18	50747	PLATE-LIFTER WHEEL SPACER	AR
19	63880	WLDMT-WHEEL FILLER	2
20	64135	BOLT-EYEBOLT: .75 X 8.00 ZP	2
21	64136	BOLT-HEX: .75 X 8.50 NC GR5 ZP	2
22	1017000	NUT-TOPLOCK: .75 NC GR5 ZP	4
23	1013023	BOLT-HEX: .63 X 2.50 NC GR5 ZP	8
24	1011813	WASHER-LOCK: .63 ZP	16
25	1011624	BOLT-HEX: .63 X 3.00 NC GR5 ZP	4
26	1013024	WASHER-FLAT: .63 ZP	4
27	63624	HUB CAP-ROUNDED	2
28	1030765	BUSHING-MACH: 1.38 NR 10GA NP	2
29	64012	PIN-COTTER: .25 X 3.00 NP	2
30	53633	CONE-BEARING OUTER	2
31	53635	CUP-BEARING OUTER	2
32	1030766	ZERK-GREASE: .13 NPT STRAIGHT	2
33	53636	CUP-BEARING INNER	2
34	53634	CONE-BEARING INNER	2
35	53632	SEAL	2
36	1016367	NUT-HEX: SLOT 1.38 NF GR2 NP	2
37	1026259	NUT-JAM: .63 NC GR2 ZP	9
38	50139	PLATE-LIFTER STRUT SPACER	AR
39	64674	RACE-SPACER (.020)	AR



# ROW FINDER

ITEM	PART NO.	DESCRIPTION	QTY
1	52567	BUSHING-ZP	1
2	52654	BUSHING-FLANGE	2
3	62520	ASSY-MAIN FRAME	1
4	55206	BUSHING-MACH: 1.25 NR 14GA	9
5	51139	ASSY - SWIVEL	1
6	51130	WLDMT-FLIPPER	1
7	1030793	PIN-ROLL: .31 X 1.75 ZP	5
8	1030798	PIN-ROLL: .19 X 1.75 ZP	5
9	51690	SHAFT ZP	1
10	52566	TENSIONER ARM	1
11	52564	SENSOR ARM-R.H.	1
12	51131	SENSOR ARM-L.H.	1
13	1030797	PIN-COTTER: .19 X 1.75 NP	2
14	1011748	ZERK - GREASE	3
15	51137	COLLAR	1
16	52565	ADJUSTMENT BOLT	1
17	1013004	WASHER-FLAT: SAE .63 ZP	3
18	1013024	WASHER-FLAT: .63 ZP	2
19	51692	SPRING: .21 X 1.44 OD X 6" 15 COILS	1
20	1026259	NUT-JAM: .63 NC GR2 ZP	2
21	1011578	NUT-HEX: .63 NC GR2 ZP	4
22	51691	EYEBOLT: .63 X 3.25 ZP	1
23	1016595	NUT-TOPLOCK: .63 NC GR5 ZP	1
24	1011601	BOLT-HEX: .38 X 1.25 NC GR5 ZP	2
25	51129	PLATE	1
26	1020416	WASHER-FLAT: .25 ZP	2
27	1011583	WASHER-FLAT: .31 ZP	2
28	1014608	WASHER-FLAT: SAE .38 ZP	1
29	1011586	WASHER-LOCK: .38 ZP	2
30	1029115	WASHER-LOCK: .31 ZP	2
31	1011576	NUT-HEX: .38 NC GR2 ZP	2
32	1011575	NUT-HEX: .31 NC GR2 ZP	2
33	52582	SPRING CAP	4
34	51689	SPRING	2
35	1019828	BOLT-HEX: .38 X 2.75 NC GR5 ZP	2
36	1016999	NUT-TOPLOCK: .38 NC GR5 ZP	3
37	51128	SPRING PLATE	1
38	1011600	BOLT-HEX: .38 X 1.00 NC GR5 ZP	1
39	301150	VALVE-ROWFINDER O/C	1
40	62540	PLATE STUD ZP	1

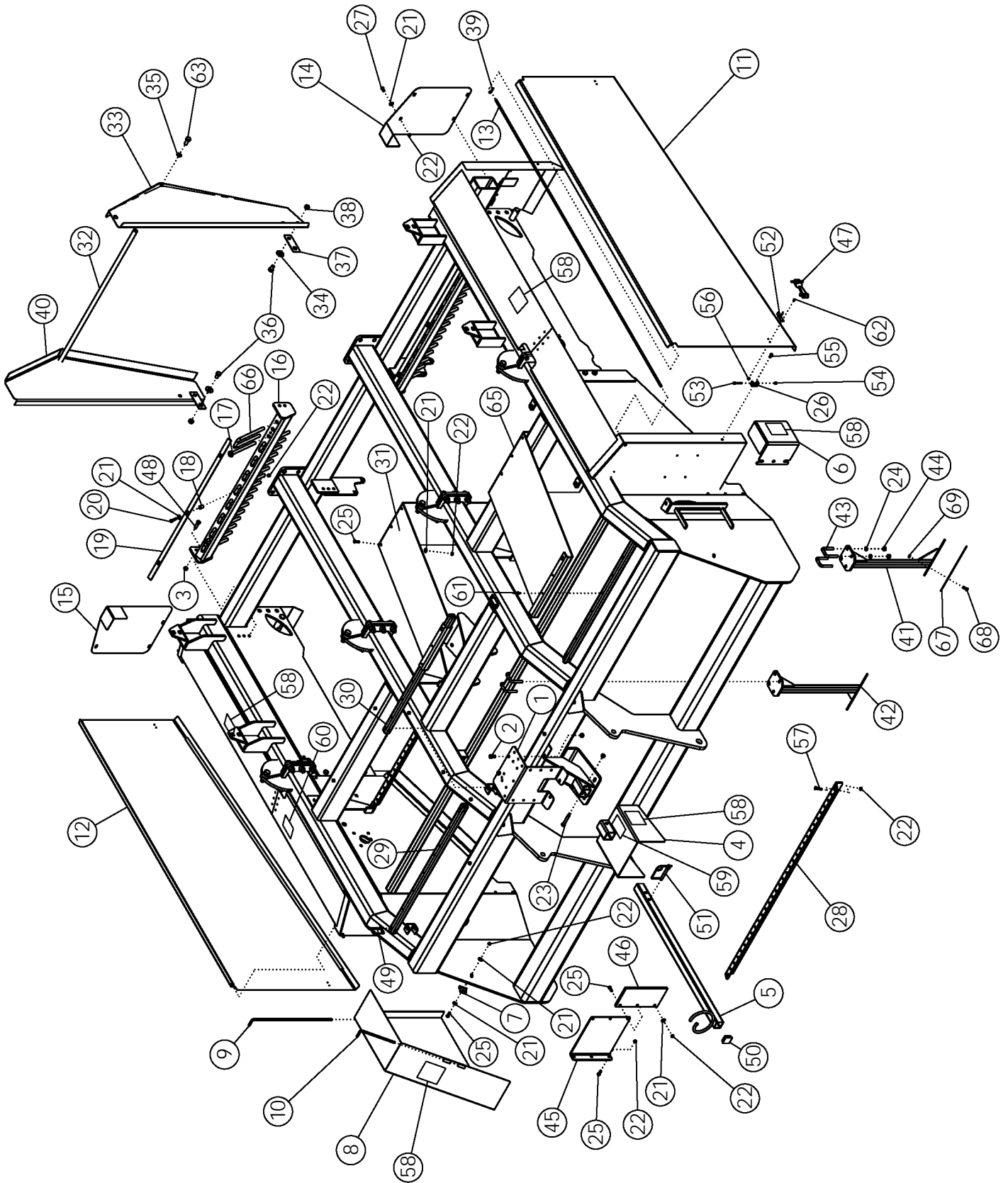
CONTINUED



## ROW FINDER (CONTINUED)

ITEM	PART NO.	DESCRIPTION	QTY
41	64570	PIN-COTTER: .13 X 1.00 ZP	1
42	51136	UNIBALL COUPLING	1
43	64157	PIN-ROLL: .19 X 1.13 ZP	1
44	1011285	BOLT-HEX: .31 X 2.00 NC	2
45	63661	MOUNTING BRACKET	1
46	1011608	BOLT-HEX: .50 X 1.75 NC GR5 ZP	4
47	1011584	WASHER-FLAT: SAE .50 ZP	4
48	1011581	WASHER-LOCK: .50 ZP	8
49	1011577	NUT-HEX: .50 NC GR2 ZP	8
50	63662	MOUNTING SUPPORT	2
51	63664	BOLT-HEX: .75 X 14.00 NC GR5 ZP	1
52	1017000	NUT-TOPLOCK: .75 NC GR5 ZP	1
53	1030792	NUT-JAM: .38 NF GR2 ZP	1
54	62882	TIGHTENER BOLT-ZP	1
55	53984	U-BOLT 1/2 X 7 X 6 X 7	2
56	64731	NUT-SERRATED FLANGE .63NC ZP	1
57	56939*	BUSHING-OILITE 1.25 X 1.63	2
58	64668	WLDMT-ROW FINDER COVER	1

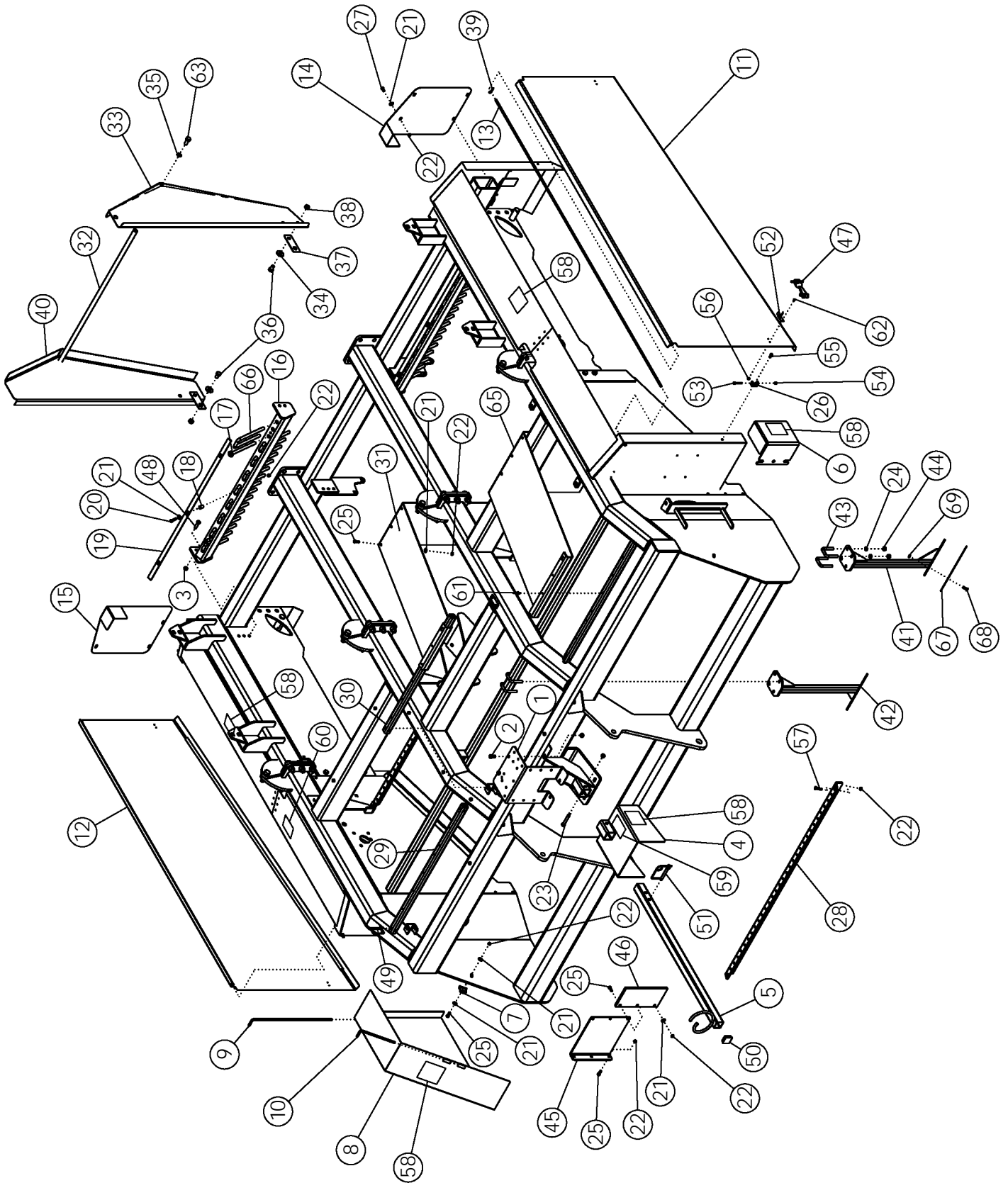
\*Item 57 is included with Item 5



# GUARDS AND SHIELDS

ITEM	PART NO.	DESCRIPTION	QTY
1	62883	PLATE-HOSE MOUNT	1
2	1011096	BOLT-HEX: .50 X 1.00 NC GR5 ZP	2
3	1027461	NUT-TOPLOCK: .50 NC GR5 ZP	13
4	63354	WLDMT-PTO SHIELD	1
5	54800	WLDMT-HOSE SUPPORT	1
6	52901	PADDLE SHAFT GUARD	1
7	52894	WLDMT-LATCH	1
8	51295	WLDMT-DOOR	1
9	51303	DOOR HINGE ROD ZP	1
10	51304	DOOR LOCK ZP	1
11	51188	WLDMT-DOOR LH	1
12	51189	WLDMT-DOOR RH	1
13	51292	DOOR ROD	2
14	62198	WLDMT - COVER REAR LEFT	1
15	62199	WLDMT - COVER REAR RIGHT	1
16	58008	WLDMT-MOUNT	2
17	58009	ROD ZP	2
18	58446	SPACER ZP	6
19	58447	STRAP	2
20	1011603	BOLT-HEX: .38 X 1.75 NC GR5 ZP	6
21	1011828	WASHER-FLAT: .38 ZP	20
22	1016999	NUT-TOPLOCK: .38 NC GR5 ZP	20
23	1011611	BOLT-HEX: .50 X 3.00 GR5 ZP	1
24	1011581	WASHER-LOCK: .50 ZP	20
25	1011600	BOLT-HEX: .38 X 1.00 NC GR5 ZP	33
26	52237	ANCHOR BRACKET-LARGE	4
27	1011599	BOLT-HEX: .38 X 0.75 NC GR5 ZP	8
28	53247	MOUNT-TARP 6R	2
29	63865	TUBE-OUTER APRON 6R EXPORT	2
30	63866	TUBE-INNER APRON 6R EXPORT	1
31	58961	APRON-RUBBER	4
32	56754	PIPE-THREADED	1
33	56257	GUARD-REAR SCRUB LH	1
34	1013024	WASHER-FLAT: .63 ZP	4
35	1011813	WASHER-LOCK: .63 ZP	4
36	1032509	BOLT-HEX: .63 X 1.25 NC GR5 ZP	2
37	56256	LINK-GUARD	2
38	1016595	NUT-HEX: .63 NC GR2 ZP	4
39	53687	PIN-HAIR: .14 X 1.94 ZP	4

CONTINUED



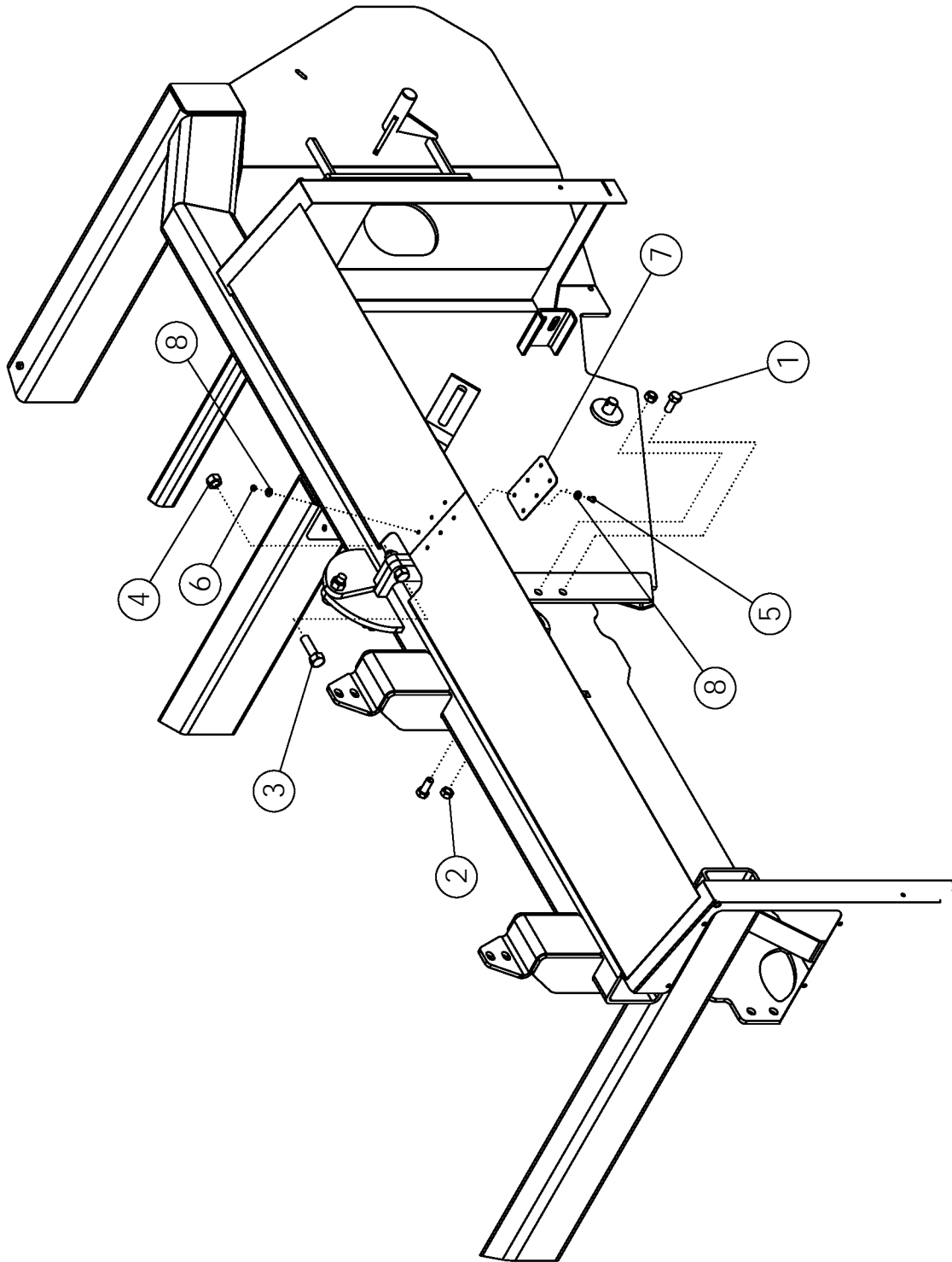


## GUARDS AND SHIELDS (CONTINUED)

ITEM	PART NO.	DESCRIPTION	QTY
40	56258	GUARD-REAR SCRUB RH	1
41	57705	WLDMT - DEFLECTOR EXPORT	4
42	57706	WLDMT - DEFLECTOR EXPORT	1
43	65658	U-BOLT: .50 X 3 X 2.06 X 3	10
44	1011577	NUT-HEX: .50 NC GR2 ZP	20
45	63868	PLATE-FILLER 6R 45CM (18")	2
	68434	PLATE-FILLER 6R 50CM (20")	
	51331	PLATE-FILLER 6R 56CM (22")	
46	51680	DEFLECTOR-RUBBER	2
47	52238	RUBBER HOOK LARGE	4
48	1011608	BOLT-HEX: .50 X 1.75 NC GR5 ZP	8
49	59101	SPRING PIN .38" X 3.00"	3
50	63869	CAPLUG-2" SQ	1
51	52408	SPRING PIN .50" X 3.50"	1
52	52239	HOOD BRACKET-LARGE	4
53	1011285	BOLT-HEX: .31 X 2.00 NC	4
54	1030700	NUT-TOPLOCK: .31 NC GR5 ZP	8
55	1011597	BOLT-HEX: .31 X .75 NC GR5 ZP	4
56	1026591	NUT-K-LOCK: .19 NC GR2 ZP	8
57	1011602	BOLT-HEX: .38 X 1.50 NC GR5 ZP	4
58	52335R	DECAL-WARNING	5
59	52336R	DECAL-CAUTION	1
60	53740R	DECAL-DANGER	1
61	1011974	RIVET-POP: .19 X .53 ZP	20
62	1013462	SCREW-R-H-SL: .19 X .50 NC GR2	8
63	1014349	BOLT-HEX: .63 X 1.50 NC GR5 ZP	2
64	64635	CASE-MANUAL STORAGE (NOT SHOWN)	1
65	68161	APRON-RUBBER OUTER	2
66	69117	U-ROD ZP	18

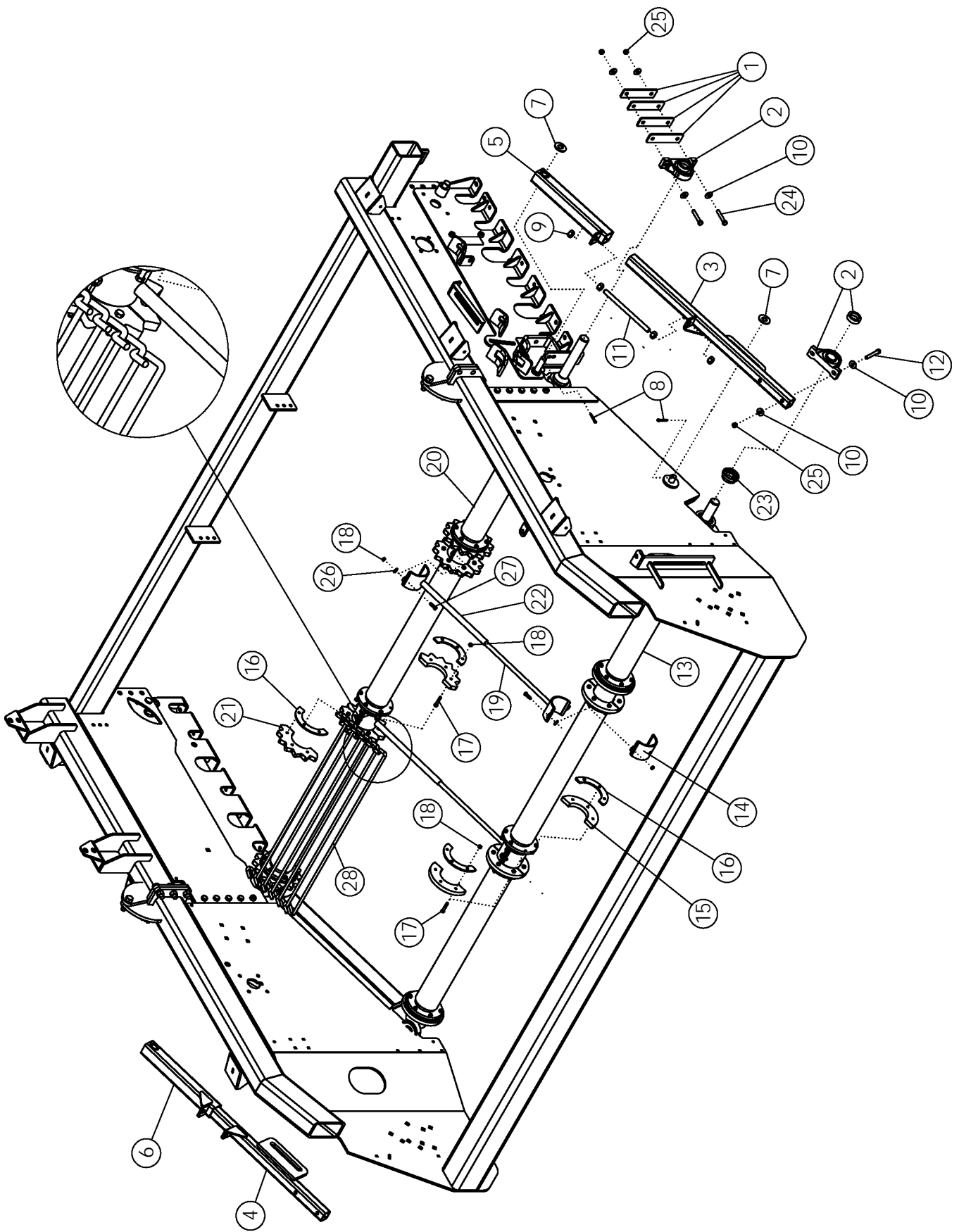
### ONLY FOR 56CM (22")

67	68425	PLATE-DEFLECTOR	5
68	1011600	BOLT-HEX: .38 X 1.00 NC GR5 ZP	15
69	1016999	NUT-TOPLOCK: .38 NC GR5 ZP	15



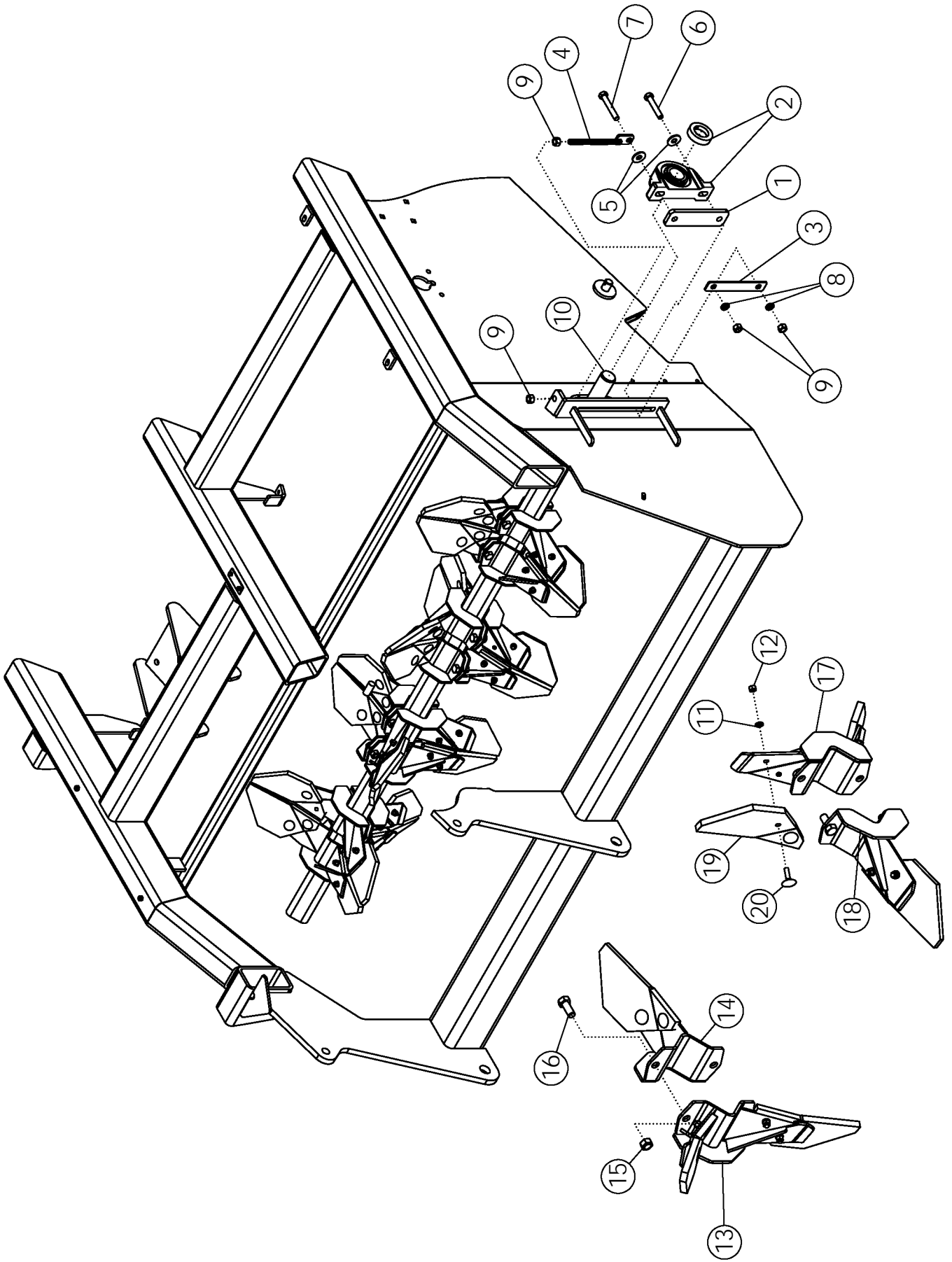
# FRAME HARDWARE

ITEM	PART NO.	DESCRIPTION	QTY
1	1014349	BOLT-HEX: .63 X 1.50 NC GR5 ZP	10
2	1016595	NUT-TOPLOCK: .63 NC GR5 ZP	10
3	1016598	BOLT-HEX: .75 X 2.50 NC GR5 ZP	23
4	1017000	NUT-TOPLOCK: .75 NC GR5 ZP	23
5	1013243	BOLT-HEX: .25 X .50 NC GR5 ZP	12
6	1030946	NUT-TOPLOCK: .25 NC GR5 ZP	12
7	63953	PLATE - BOLTING	2
8	1020416	WASHER-FLAT: .25 ZP	24



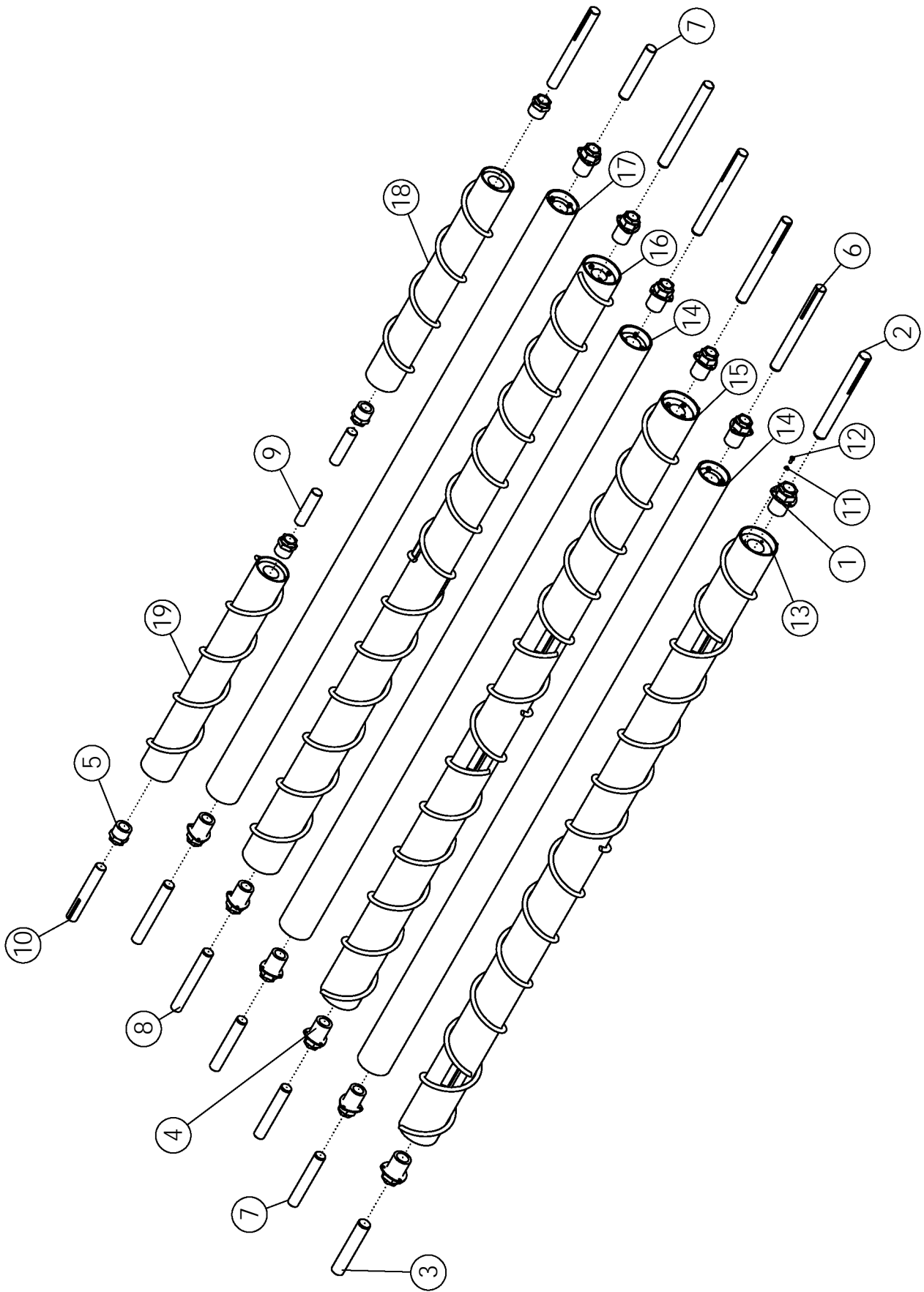
# APRON SHAFT

ITEM	PART NO	DESCRIPTION	QTY
1	56672	SHIM-BEARING	AR
2	52405	BEARING-PILLOW 1-3/4" (w ith lock collar)	4
3	56697	WLDMT-SLIDE LH	1
4	56698	WLDMT-SLIDE RH	1
5	56692	WLDMT-ARM LH	1
6	56693	WLDMT-ARM RH	1
7	1020685	WASHER-FLAT: 1.00	4
8	1016944	PIN-COTTER: .25 X 2.00 ZP	4
9	1011620	NUT-HEX: .75 NC	8
10	1014443	WASHER-FLAT: .50 ZP	16
11	56718	ROD-THREADED ZP	2
12	1029104	BOLT-HEX: .50 X 3.75 NC GR5 ZP	4
13	63394	WLDMT- BOTTOM APRON SHAFT	1
14	64159	CLAMP-FILLER PAINTED	4
15	58322	HALF-DISC IDLER	12
16	62836	HALF DISC - SPACER ZP	24
17	1011725	BOLT-HEX: .38 X 2.00 NC	72
18	1016999	NUT-TOPLOCK: .38 NC GR5 ZP	80
19	64161	WLDMT-LOWER FILLER	2
20	63352	WLDMT-TOP APRON SHAFT	1
21	63365	SPROCKET-SPLIT 1.88	6
22	64162	WLDMT-UPPER FILLER	2
23	52382	SEAL PROTECTOR 1-3/4"	2
24	1011611	BOLT-HEX: .50 X 3.00 NC GR5 ZP	4
25	1027461	NUT-TOPLOCK: .50 NC GR5 ZP	8
26	1011828	WASHER-FLAT: .38 ZP	8
27	1011601	BOLT-HEX: .38 X 1.25 NC GR5 ZP	8
28	53845	CHAIN 1/2 X 42 X 1.88	6



# PADDLE SHAFT

ITEM	PART NO.	DESCRIPTION	QTY
1	57996	SHIM-BEARING ZP	2
2	57997	BEARING-PILLOW 2"	2
3	57998	PLATE-BACKING ZP	2
4	51365	TIGHTENER BOLT	2
5	1013024	WASHER-FLAT: .63 ZP	4
6	1014000	BOLT-HEX: .63 X 3.50 NC GR5 ZP	2
7	1016726	BOLT-HEX: .63 X 4.00 NC GR5 ZP	2
8	1011813	WASHER-LOCK: .63 ZP	4
9	1011578	NUT-HEX: .63 NC GR2 ZP	8
10	57975	WLDMT-PADDLE SHAFT	1
11	1011586	WASHER-LOCK: .38 ZP	72
12	1011576	NUT-HEX: .38 NC GR2 ZP	72
13	50722	WLDMT - PADDLE DOUBLE RH	6
14	50721	WLDMT - PADDLE SINGLE RH	6
15	1016595	NUT-TOPLOCK: .63 NC GR5 ZP	24
16	1014349	BOLT-HEX: .63 X 1.50 NC GR5 ZP	24
17	50719	WLDMT - PADDLE DOUBLE LH	6
18	50720	WLDMT - PADDLE SINGLE LH	6
19	51562	PADDLE-RUBBER	36
20	1030779	BOLT-ELEVATOR: .38 X 1.50 NC ZP	72



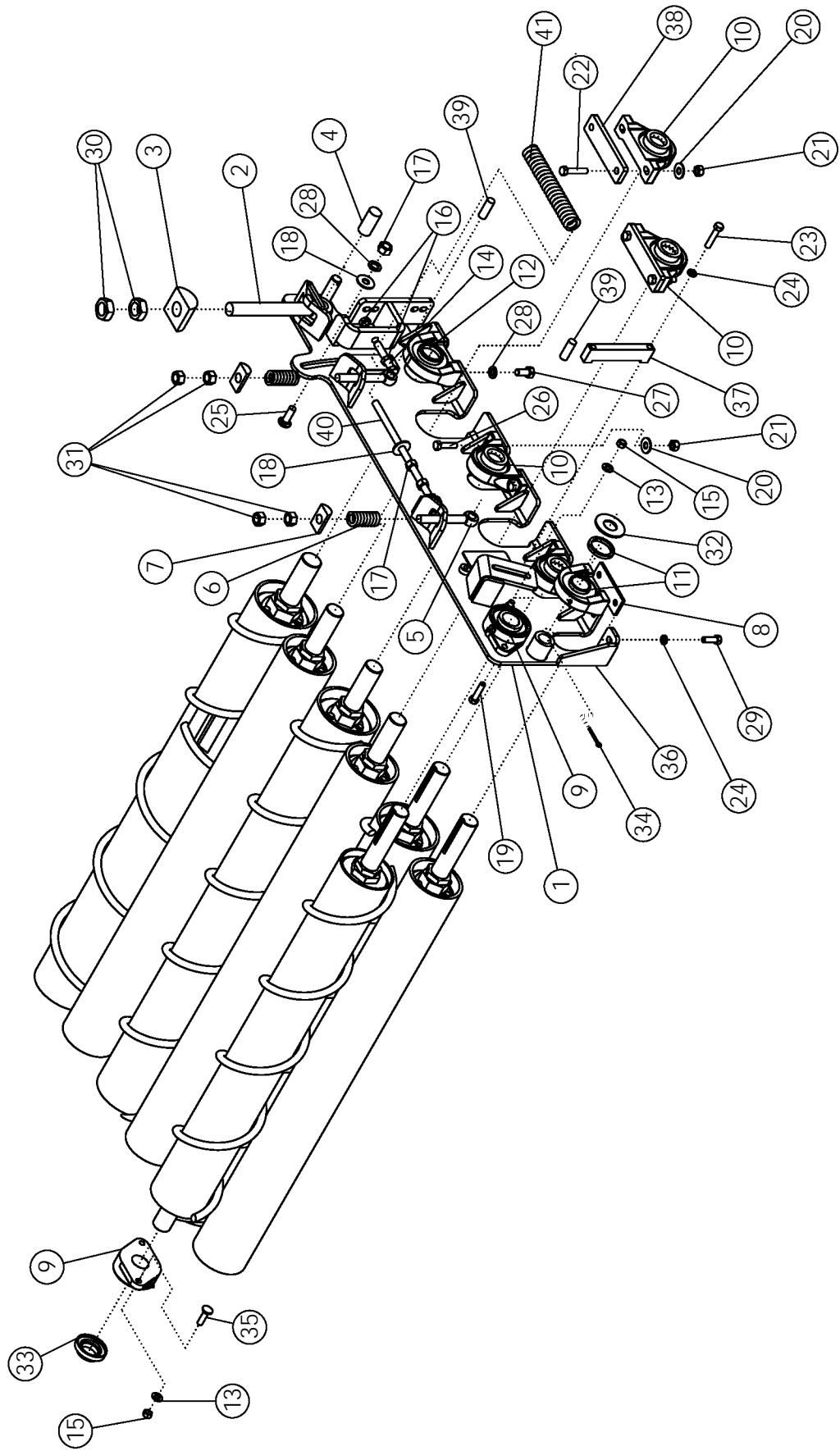


# CLEANING ROLLS

ITEM	PART NO.	DESCRIPTION	QTY
<b><u>PARTS COMMON TO ALL ROLLS</u></b>			
1	64165	#1-HUB-TRANTORQUE 2.00 X 3.38	2
2	64181	SHAFT-#1 DRIVE END	1
3	64182	SHAFT-#1 IDLER END	1
4	64163	#2,3,4,5,6-HUB-TRANTORQUE 1.75 X 3.38	10
5	58459	#7-HUB TRANTORQUE 1.75 HD	4
6	64177	SHAFT-DRIVE #2,3,4,5	4
7	64179	SHAFT-IDLER #2,3,4,6	4
8	64178	SHAFT-#5,6	2
9	59471	SHAFT-STUB #7	2
10	58761	SHAFT #7RH	2
11	1011586	WASHER-LOCK: .38 ZP	36
12	1011599	BOLT-HEX: .38 X .75 NC GR5 ZP	36

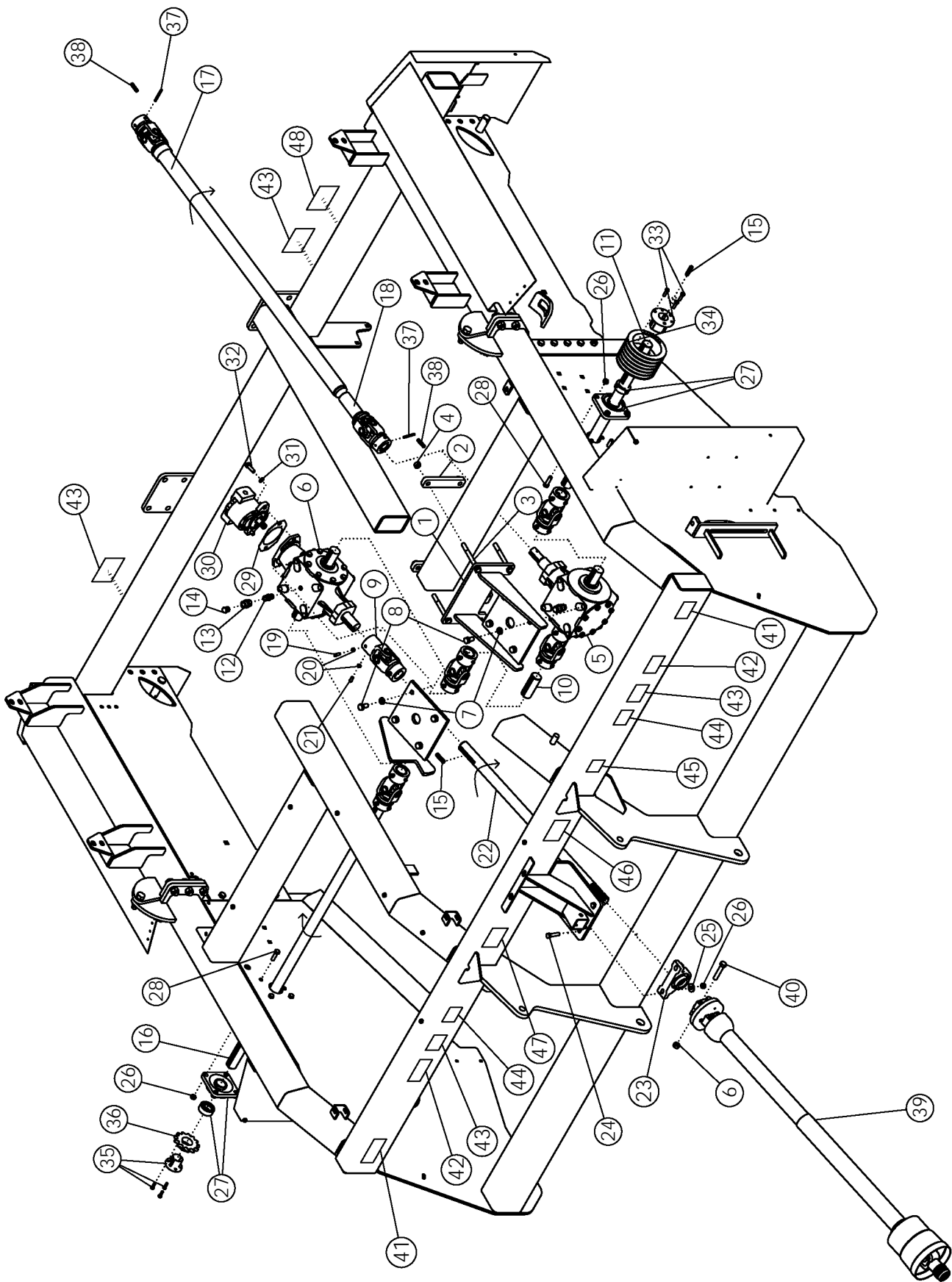
## **CLEANING ROLLS (COMPLETE)**

13	58824	ASSY-#1 ROLL-SCROLL-6R-TT	1
14	58953	ASSY-#2,4-6R-5.5" STD-TT	2
15	58829	ASSY-#3 SCROLLED-6R-TT	1
16	58832	ASSY-#5 SCROLLED-6R-STD-TT	1
17	58954	ASSY-#6-6R-5.5"-STD-TT	1
18	59473	ASSY-#7LH SCROLL-6R-TT-SHORT	1
19	59475	ASSY-#7RH SCROLL-6R-TT-SHORT	1



# CLEANING ROLL MOUNTING PACKAGE

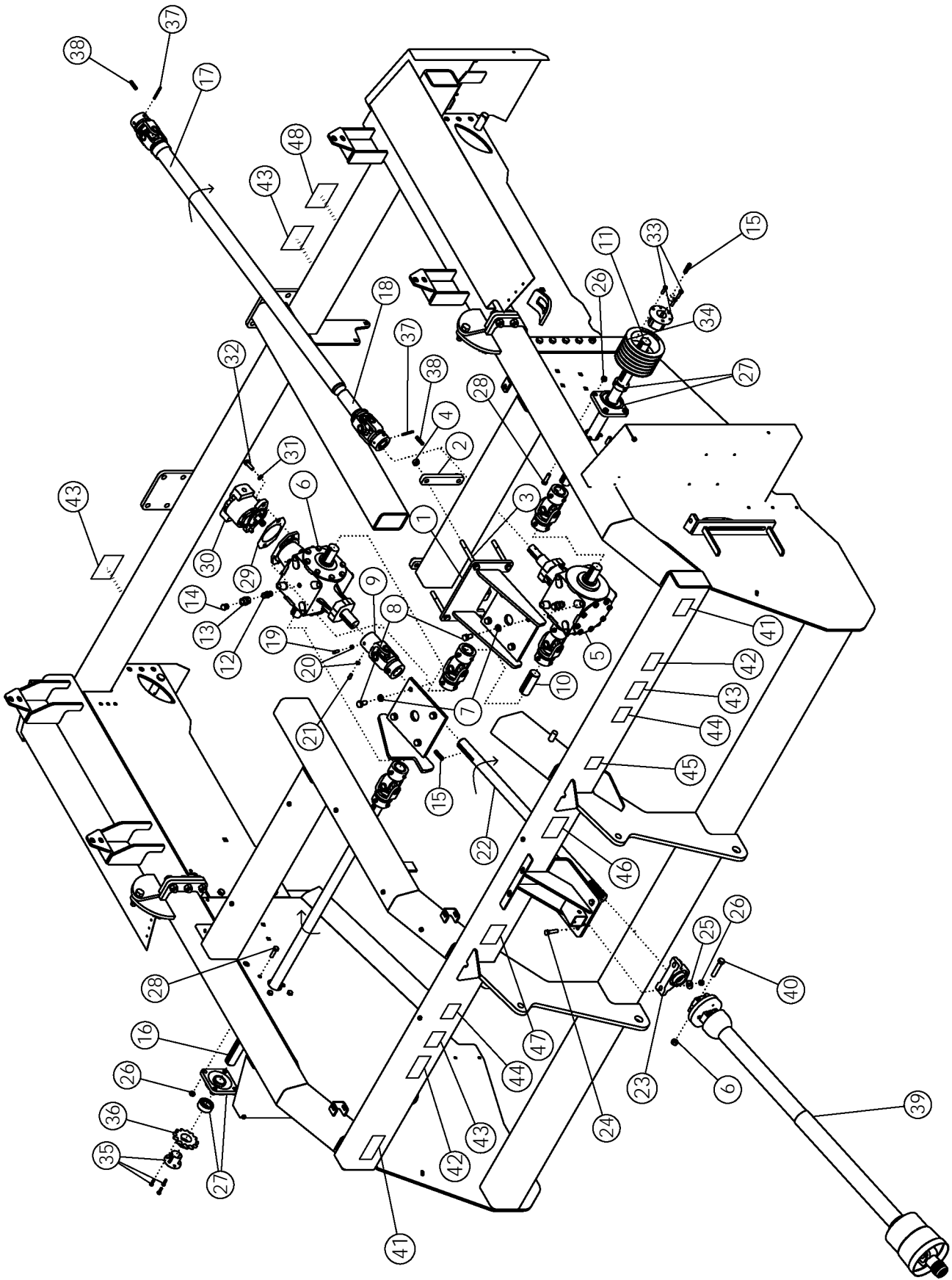
ITEM	PART NO.	DESCRIPTION	QTY
1	58907	WLDMT-MOUNT RH	1
	58906	WLDMT-MOUNT LH (NOT SHOWN)	1
2	56813	BOLT-EYEBOLT: 1.25 X 10.5 ZP	2
3	56679	HALF ROUND 3.0" ZP	2
4	56676	ROD ZP	2
5	56814	BOLT-EYEBOLT: .75 X 6.00 ZP	4
6	57877	SPRING 3.00" (RIGHT SIDE ONLY)	2
7	56680	HALF ROUND 1.50" ZP	4
8	57992	SHIM-BEARING	2
9	62134	BEARING-FLANGE 1-3/4"	4
10	52405	BEARING-PILLOW 1-3/4"	8
	64466	PILLOW BLOCK BEARING 1-3/4" STL (ROCK ONLY)	
11	62135	BEARING 1.750 TAPPED BASE	2
12	62136	BEARING 2.000 TAPPED BASE	2
13	1011584	WASHER-FLAT: SAE .50 ZP	4
14	1032273	BOLT-TAP: .63 X 3.50 NC GR5 ZP	2
15	1027461	NUT-TOPLOCK: .50 NC GR5 ZP	8
16	1026259	NUT-JAM: .63 NC GR2 ZP	4
17	1011578	NUT-HEX: .63 NC GR2 ZP	8
18	1013024	WASHER-FLAT: .63 ZP	4
19	1011609	BOLT-HEX: .50 X 2.00 NC GR5 ZP	4
20	59104	WASHER-FLAT: .56 GR8 ZP	16
21	59105	NUT-TOPLOCK: .56 NC GR8 ZP	16
22	59103	BOLT-HEX: .56 X 2.50 NC GR8 ZP	8
23	1011610	BOLT-HEX: .50 X 2.50 NC GR5 ZP	4
24	1011581	WASHER-LOCK: .50 ZP	8
25	58635	BOLT-CRG: .63 X 2.00 NC GR5 ZP	2
26	59102	BOLT-HEX: .56 X 2.00 NC GR8 ZP	8
27	1032509	BOLT-HEX: .63 X 1.25 NC GR5 ZP	4
28	1011813	WASHER-LOCK: .63 ZP	6
29	1011607	BOLT-HEX: .50 X 1.50 NC GR5 ZP	4
30	62511	NUT-JAM: 1.25 NC GR2 ZP	4
31	1011620	NUT-HEX: .75 NC GR2 ZP	8
32	1013431	WASHER-FLAT: 1.25 ZP	2
33	52383	LOCK PROTECTOR 1-3/4"	2
34	1016727	PIN-COTTER: .25 X 2.50 NP	2
35	59517	BOLT-CRG: .50 X 1.75 NC GR5 ZP	4
36	56682	WLDMT-SLIDE MOUNT RH	1
	56681	WLDMT-SLIDE MOUNT LH (NOT SHOWN)	1
37	56677	WLDMT-HOLDER	2
38	57792	SHIM-BEARING	4
39	56675	ROD ZP	4
40	56815	WLDMT-BOLT & NUT ZP	2
41	57878	SPRING 10"	2



## MAIN DRIVE: ONBOARD OPTION

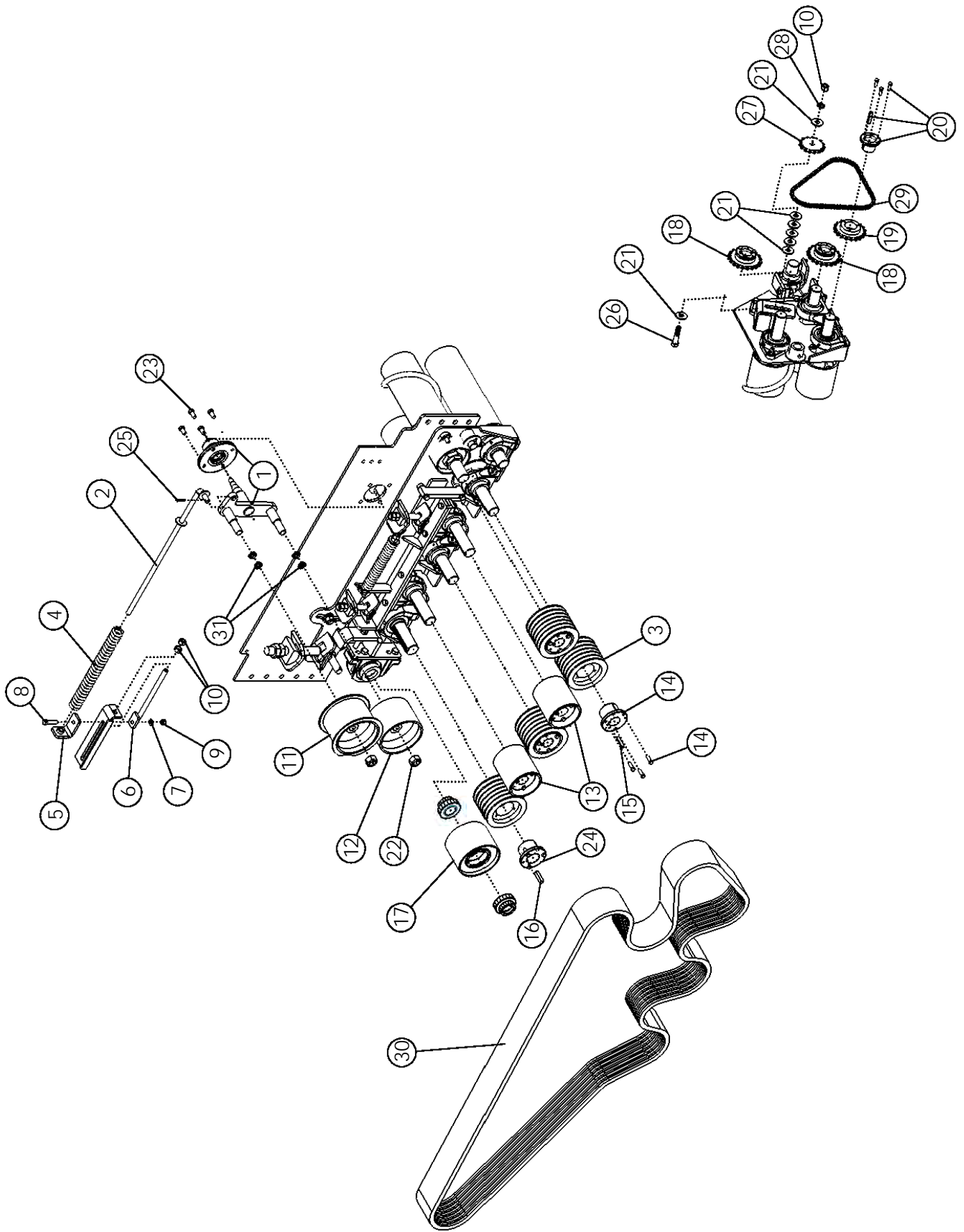
ITEM	PART NO.	DESCRIPTION	QTY
1	62204	WLDMT - MOUNT GEARBOX	1
2	62544	BAR - BOLTING	2
3	1032504	BOLT-HEX: .63 X 6.00 NC GR8 ZP	4
4	1016595	NUT-TOPLOCK: .63 NC GR5 ZP	6
5	63847	GEARBOX-PRAIRIE (1.35:1) BLACK	1
6	62396	GEARBOX-PRAIRIE (1.81:1)	1
7	1011813	WASHER-LOCK: .63 ZP	8
8	1032509	BOLT-HEX: .63 X 1.00 NC GR5 ZP	8
9	53642	U-JOINT	5
10	57934	SHAFT-DRIVE LH SHORT	1
11	57935	SHAFT-DRIVE LH LONG	1
12	55763	FTG-ADAPTER: 8FP-8FP	2
13	55730	FTG-ADAPTER: 8MP-8MP	2
14	64408	VENT PLUG .50	2
15	50152	KEY .38 X .38 X 2.00	11
16	56819	SHAFT-DRIVE 6R	1
17	57924	SHAFT-DRIVE: 72.50	1
18	57925	COUPLER-DRIVE BLACK	1
19	1030709	SCREW-SET: C-P .38 X 0.75 NC GR8	12
20	1013519	NUT-JAM: .38 NC GR2 ZP	22
21	1030708	SCREW-SET: C-P .38 X 1.00 NC GR8	10
22	56775	SPLINE SHAFT	1
23	52405	BEARING-PILLOW 1.75	1
24	1017708	BOLT-HEX: .50 X 2.25 NC GR5 ZP	2
25	1014443	WASHER-FLAT: .50 ZP	2
26	1027461	NUT-TOPLOCK: .50 NC GR5 ZP	10
27	52404	BEARING-FLANGE 1.75	2
28	1011608	BOLT-HEX: .50 X 1.75 NC GR5 ZP	8
29	63702	PLATE-ADAPTER SAE 'B' PUMP	1
30	63690	PUMP-EATON 2.33 CID, .88-13 SAE B	1
31	1011581	WASHER-LOCK: .50 ZP	2
32	1011607	BOLT-HEX: .50 X 1.50 NC GR5 ZP	2
33	50335	HUB Q1 1.75	1
34	56647	SHEAVE 6TB68	1
	56646	SHEAVE 6TB62	1
	53668	SHEAVE 6TB56	1
35	53641	HUB P1 1.75	1
36	62034	SPROCKET H80-P12	1
37	58290	PIN-ROLL: .25 X 2.25 NP	2
38	58396	KEY .31 X .31 X 1.75	2

CONTINUED



## MAIN DRIVE: ONBOARD OPTION (CONTINUED)

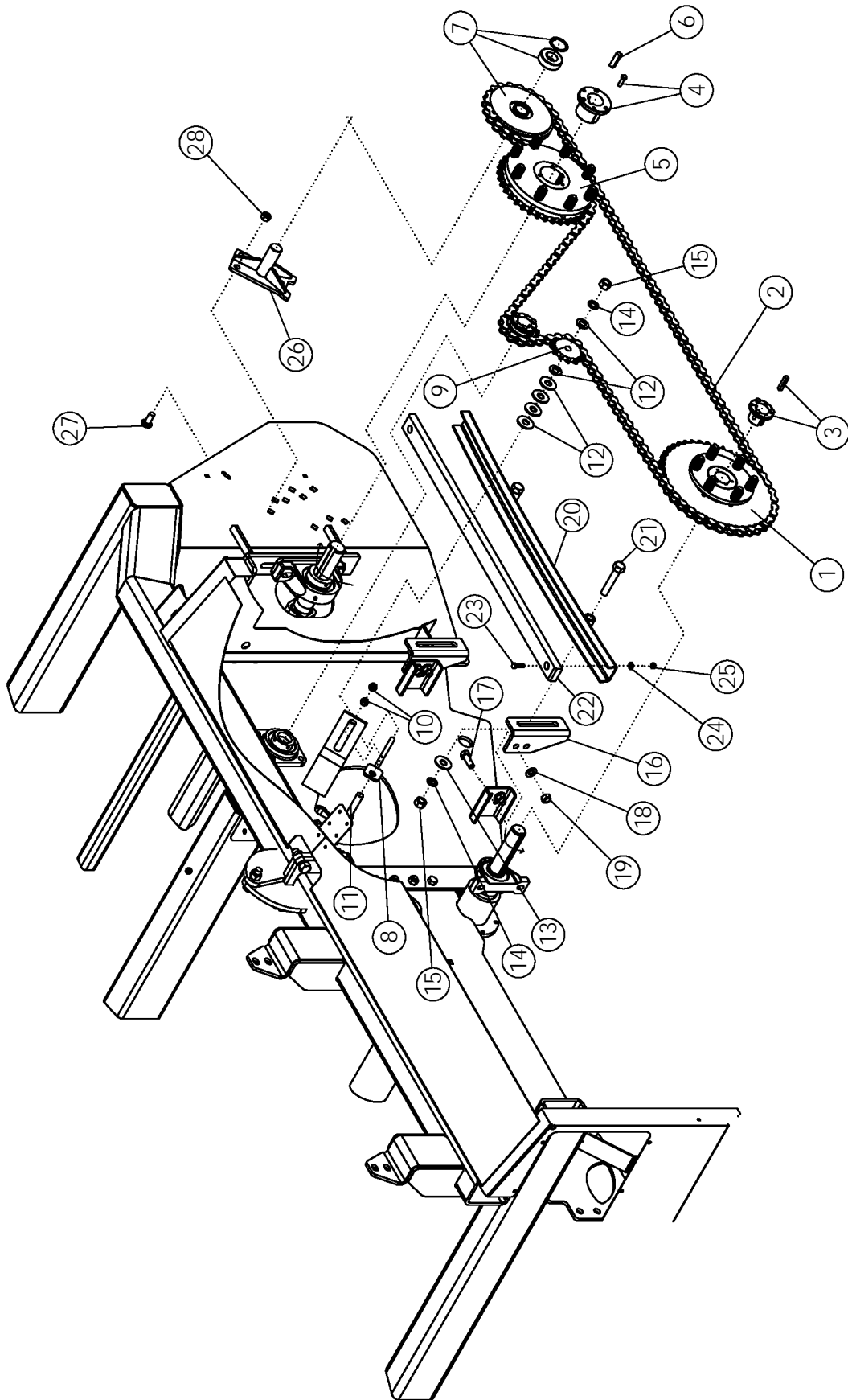
ITEM	PART NO.	DESCRIPTION	QTY
39	51480	PTO-CV 1.38" WEASLER (HRV)	1
	51481	PTO-CV 1.75" WEASLER (HRV)	1
40	1030704	BOLT-HEX: .63 X 3.25 NC GR8 ZP	2
41	64617R	DECAL-DANGER	2
42	52334R	DECAL-WARNING	2
43	52338R	DECAL-DANGER	4
44	52329R	DECAL-DANGER	2
45	64616R	DECAL-ENGAGE PTO	1
46	62964R	DECAL-WARNING	1
47	53747R	DECAL-DANGER	1
48	59614R	DECAL-CAUTION	1





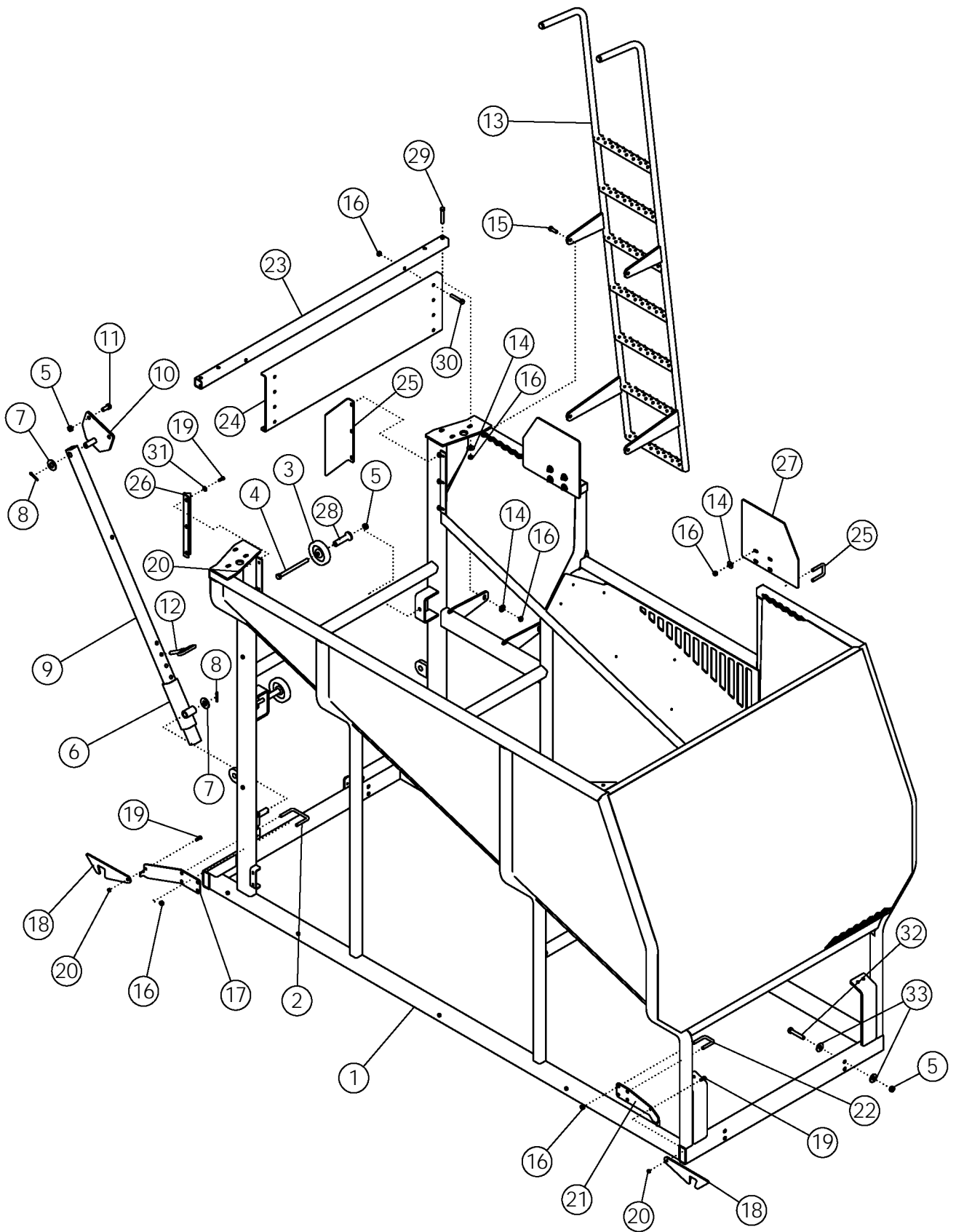
# CLEANING ROLL DRIVE

ITEM	PART NO.	DESCRIPTION	QTY
1	56422	ASSY-SPINDLE & HUB	1
2	56711	ROD-PLATED	1
3	56646	SHEAVE 6TB62	4
4	56853	SPRING	1
5	56708	HOLDER-PLATED	1
6	56707	ADJUSTMENT ROD ZP	1
7	1011581	WASHER-LOCK: .50 ZP	1
8	1011609	BOLT-HEX: .50 X 2.00 NC GR5 ZP	1
9	1011577	NUT-HEX: .50 NC GR2 ZP	1
10	1011578	NUT-HEX: .63 NC GR2 ZP	3
11	57933	WLDMT- IDLER (with flange)	1
12	50387	WLDMT-IDLER	1
13	56396	WLDMT-PULLEY 6R	2
14	50335	HUB Q1 1.75	5
15	50152	KEY .38 X .38 X 2.00	5
16	57995	KEY .50 X .50 X 2.00	1
17	56406	ASSY-IDLER PULLEY 6R	1
18	53649	SPROCKET H60-P20	2
19	62106	SPROCKET H60-P19	1
20	53641	HUB P1 1.75 (WITH KEY)	3
21	1013024	WASHER-FLAT: .63 ZP	7
22	1016969	NUT-TOPLOCK: 1.00 NC GR5 ZP	2
23	1015558	BOLT-HEX: .50 X 1.00 NF GR5 ZP	4
24	50385	HUB Q1 2.00	1
25	1019827	PIN-COTTER: .19 X 1.00 NP	1
26	1011624	BOLT-HEX: .63 X 3.00 NC GR5 ZP	1
27	53651	7348-2 SPROCKET IDLER	1
28	1011813	WASHER-LOCK: .63 ZP	1
29	58165	CHAIN-ROLLER 60H-1R-052	1
30	56648	V-BELT 6B195	1
31	50940	BUSHING	4



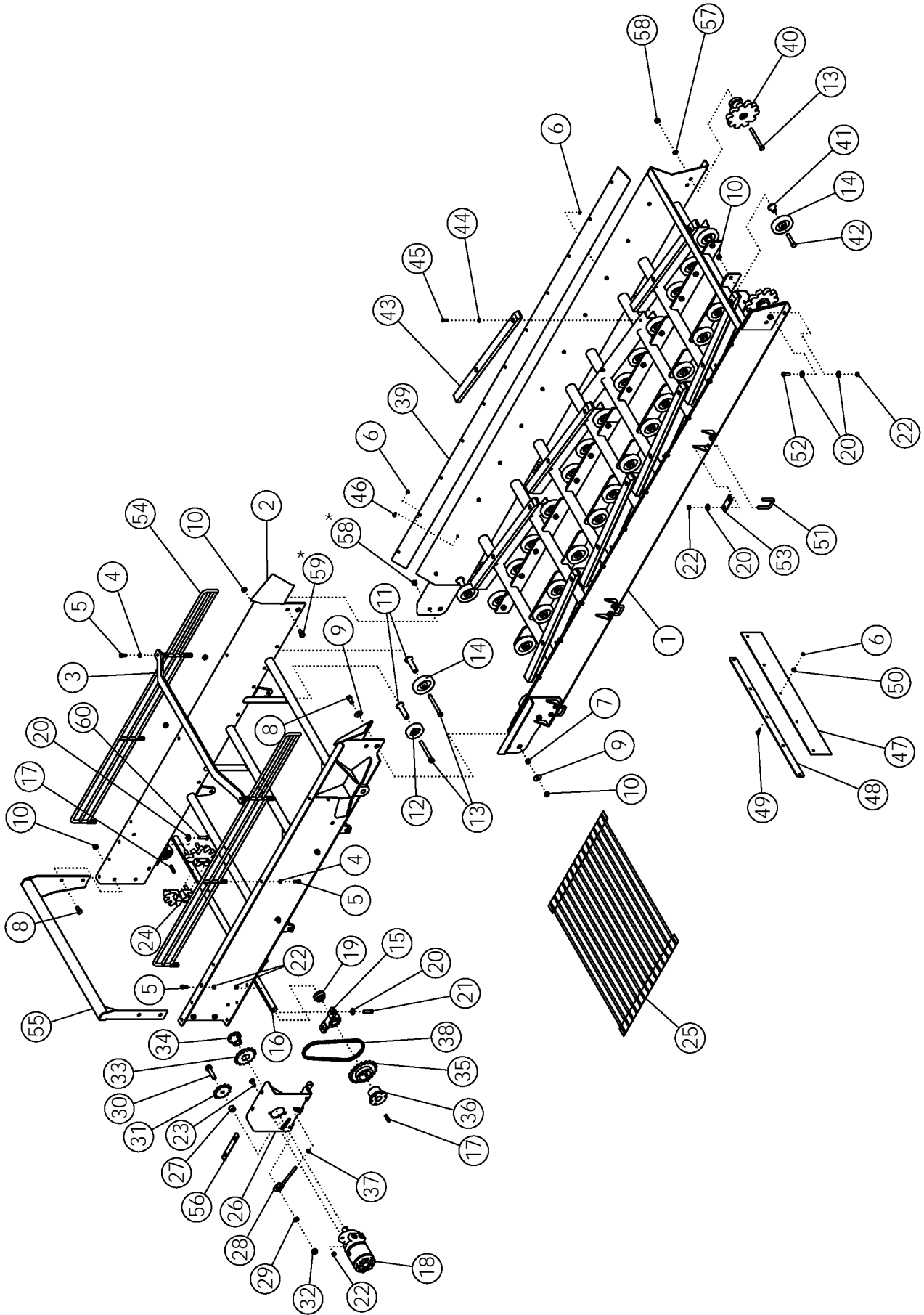
# APRON/PADDLE SHAFT DRIVE

ITEM	PART NO.		QTY
1	58335	SPROCKET-CLUTCH 80P45 PRESET	1
2	63578	CHAIN-ROLLER 80H-1R-176	1
3	53641	HUB P1 1.75 (WITH .38 X 2.00 KEY)	1
4	50385	HUB Q1 2.00	1
5	57993	SPROCKET-CLUTCH 80Q36 PRESET	1
	69630	SPROCKET-CLUTCH 80Q51 PRESET (PLASTIC PADDLE)	
6	57995	KEY .50 X .50 X 2.00	1
7	56851	SPROCKET-IDLER H8025 X 1.44	1
8	56864	WLDMT-ADJUSTER	1
9	56334	SPROCKET-IDLER 8012	1
10	1011577	NUT-HEX: .50 NC GR2 ZP	2
11	1032271	BOLT-HEX: .75 X 3.25 NC GR5 ZP	1
12	1012634	WASHER-FLAT: SAE .75 ZP	6
13	1030702	WASHER-FLAT: .75 ZP	2
14	1012061	WASHER-LOCK: .75 ZP	3
15	1011620	NUT-HEX: .75 NC GR5 ZP	3
16	57804	MOUNT	2
17	1013918	BOLT-HEX: .63 X 1.75 NC GR5 ZP	4
18	1013004	WASHER-FLAT: SAE .63 ZP	4
19	1016595	NUT-TOPLOCK: .63 NC GR5 ZP	4
20	57853	WLDMT-SUPPORT	1
21	1011625	BOLT-HEX: .75 X 4.00 NC GR5 ZP	2
22	57827	SLIDE-CHAIN	1
23	1011601	BOLT-HEX: .38 X 1.25 NC GR5 ZP	2
24	1014608	WASHER-FLAT: SAE .38 ZP	2
25	1016999	NUT-TOPLOCK: .38 NC GR5 ZP	2
26	69625	WLDMT-IDLER PADDLE SHAFT	1
27	72063	BOLT-CRG: .63 X 1.50 NC GR5 ZP	3
28	1016595	NUT-TOPLOCK: .63 NC GR5 ZP	3



# TANK ASSEMBLY

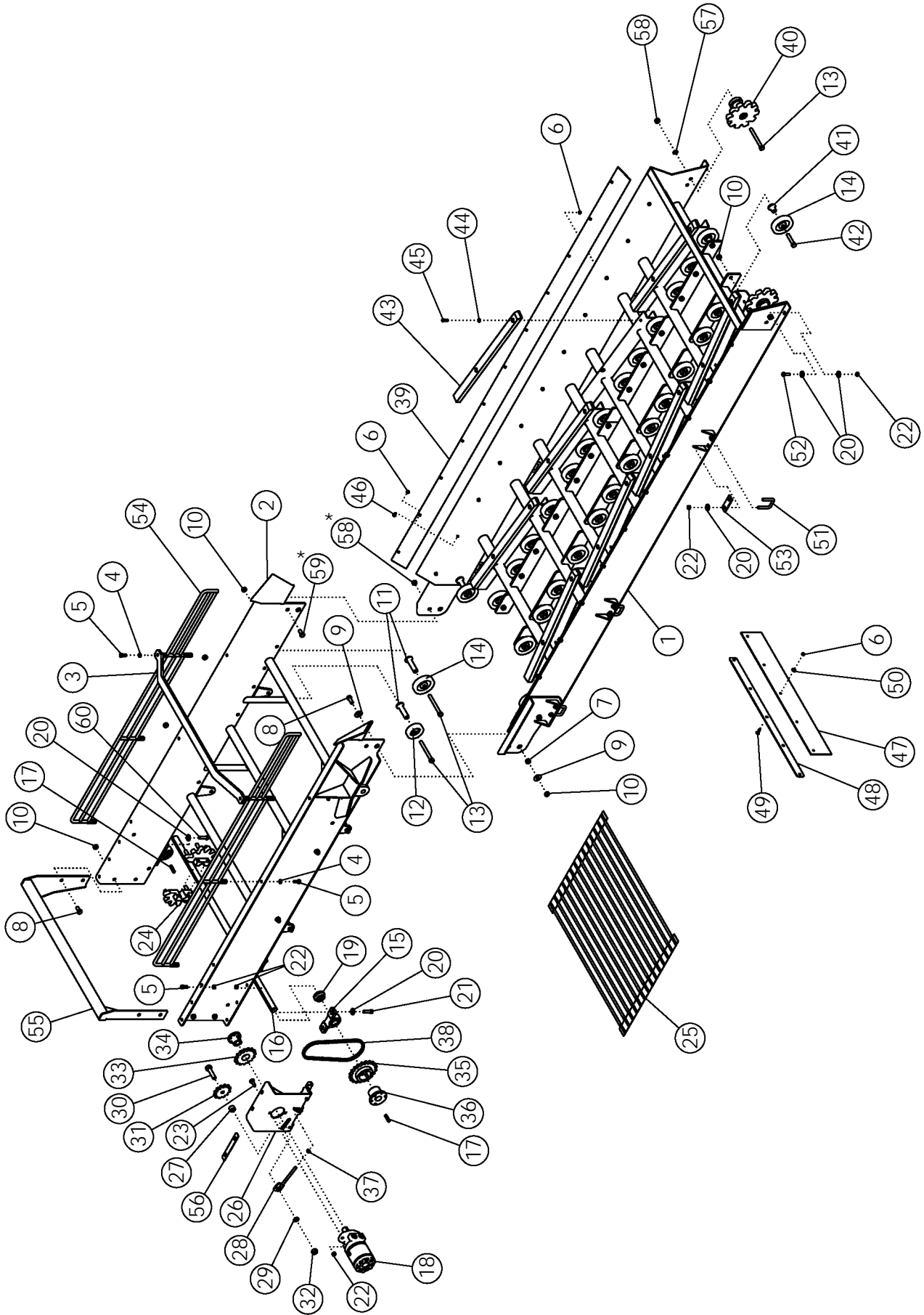
ITEM	PART NO.	DESCRIPTION	QTY
1	64724	WLDMT-TANK 6R	1
2	54653	U-BOLT: .50 X 3.25 X 4.00 X 3.25	2
3	53825	BOGIE WHEEL 5"	2
4	1013068	BOLT-HEX: .63 X 6.00 NC GR5 ZP	2
5	1016595	NUT-TOPLOCK: .63 NC GR5 ZP	10
6	54788	WLDMT-LOCK SLIDE	2
7	1020685	WASHER-FLAT: 1.00	4
8	1016944	PIN-COTTER: .25 X 2.00 ZP	4
9	56836	TUBE-LOCK	2
10	54785	WLDMT-LOCK BRACKET	2
11	1014349	BOLT-HEX: .63 X 1.50 NC GR5 ZP	4
12	1030947	PIN-HITCH: .63 X 4.00 ZP W/HAIRPIN	2
13	64739	ASSY-LADDER & DECALS	1
14	1014443	WASHER-FLAT: .50 ZP	16
15	1011607	BOLT-HEX: .50 X 1.50 NC GR5 ZP	4
16	1027461	NUT-TOPLOCK: .50 NC GR5 ZP	26
17	64573	PLATE-LATCH RH	1
18	51332	LATCH-DOOR	2
19	1011600	BOLT-HEX: .38 X 1.00 NC GR5 ZP	8
20	1016999	NUT-TOPLOCK: .38 NC GR5 ZP	8
21	64572	PLATE-LATCH LH	1
22	65658	U-BOLT: .50 X 3 X 2.06 X 3	6
23	64749	TUBE-STRIKER	1
24	64574	PLATE-STRIKER	1
25	64746	PLATE-TANK TO BOOM REAR	1
26	64747	PLATE-TANK TO BOOM FRONT	1
27	57917	PLATE-EXTENSION	2
28	64192	STAND-OFF 4"	2
29	1017719	BOLT-HEX: .50 X 3.25 NC GR5 ZP	4
30	1011611	BOLT-HEX: .50 X 3.00 NC GR5 ZP	2
31	1011828	WASHER-FLAT: .38 ZP	6
32	1014000	BOLT-HEX: .63 X 3.50 NC GR5 ZP	8
33	1013024	WASHER-FLAT: .63 ZP	16



# ELEVATOR AND BOOM ASSEMBLY

ITEM	PART NO.	DESCRIPTION	QTY
1	64725	WLDMT-ELEVATOR 6R	1
2	53450	WLDMT-ELEVATOR BOOM	1
3	54803	CROSS BRACE-BOOM	1
4	1011581	WASHER-LOCK: .50 ZP	8
5	1011606	BOLT-HEX: .50 X 1.25 NC GR5 ZP	10
6	1016999	NUT-TOPLOCK: .38 NC GR5 ZP	43
7	53449	SLEEVE-HINGE	2
8	1014349	BOLT-HEX: .63 X 1.50 NC GR5 ZP	6
9	1013024	WASHER-FLAT: .63 ZP	4
10	1016595	NUT-TOPLOCK: .63 NC GR5 ZP	44
11	64192	STAND OFF: .63 X 4.00	12
12	53854	BOGIE WHEEL 4"	4
13	1013068	BOLT-HEX: .63 X 6.00 NC GR5 ZP	14
14	53825	BOGIE WHEEL 5"	34
15	52405	BEARING-PILLOW 1.75	2
16	68650	SHAFT HEAD 1.75	1
17	50152	KEY .38 X .38 X 2.00	3
18	57686	MOTOR-HYDRAULIC 32.3IN <sup>3</sup> /REV	1
19	52382	SEAL PROTECTOR 1.75	2
20	1014443	WASHER-FLAT: .50 ZP	24
21	1017708	BOLT-HEX: .50 X 2.25 NC GR5 ZP	2
22	1027461	NUT-TOPLOCK: .50 NC GR5 ZP	22
23	1011660	BOLT-CRG: .50 X 1.50 NC GR5 ZP	2
24	68659	SPROCKET-SPLIT 50MM-12T	2
25	68075	BELT-50MM .50 X 42 X 238LPR	1
26	64627	WLDMT-REDUCTION MOUNT	1
27	58086	SPACER-CHAIN IDLER ZP	1
28	63876	TENSIONER ZP	1
29	1012061	WASHER-LOCK: .75 ZP	1
30	1012059	BOLT-HEX: .75 X 3.00 NC GR5 ZP	1
31	56334	SPROCKET-IDLER 8012	1
32	1011620	NUT-HEX: .75 NC	1
33	64155	SPROCKET H80-P15	1
34	53719	HUB P1 1.25	1
35	56650	SPROCKET H80-Q20	1
36	50335	HUB Q1 1.75	1
37	1011591	NUT-JAM: .50 NC ZP	2
38	64654	CHAIN-ROLLER 80H-1R-038	1
	64675	LINK OFFSET 80H	AR
39	64550	BELT PROTECTOR	2
40	63813	SPROCKET-IDLER 50MM 10T	2

CONTINUED

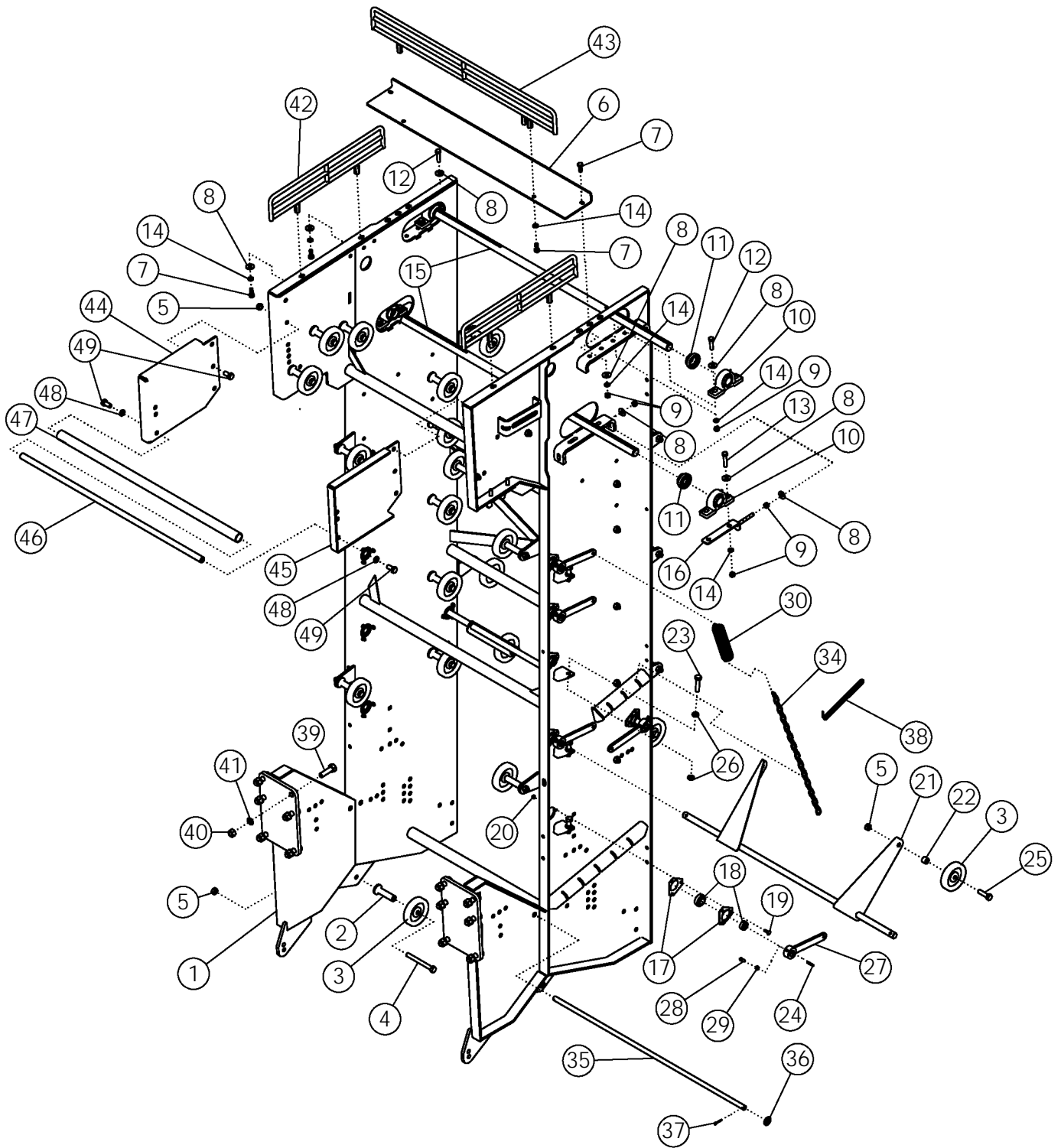




## ELEVATOR AND BOOM ASSEMBLY (CONTINUED)

ITEM	PART NO.	DESCRIPTION	QTY
41	58971	STAND OFF 1.50"	26
42	65825	BOLT-HEX: .63 X 3.25 NC GR5 ZP	26
43	56774	PLASTIC SLIDE	8
44	1014608	WASHER-FLT: SAE .38 ZP	16
45	1011601	BOLT-HEX: .38 X 1.25 NC GR5 ZP	16
46	59488	BOLT-CRG: .38 X 1.00 NC GR5 ZP	22
47	64609	FLAP-ELEVATOR	1
48	64608	STRIP-BOLTING	1
49	1016362	BOLT-CRG: .38 X 1.25 NC GR5 ZP	5
50	1011828	WASHER-FLAT: .38 ZP	27
51	65658	U-BOLT: .50 X 3 X 2.06 X 3	6
52	1011607	BOLT-HEX: .50 X 1.50 NC GR5 ZP	2
53	64748	PLATE-ELEVATOR BACKING	4
54	64744	WLDMT-BOOM EXTENSION	2
55	64578	WLDMT-BOOM END SUPPORT	1
56	64732	PLATE-SHIM	AR
57	1011813	WASHER-LOCK: .63 ZP	2
58	1011578	NUT-HEX: .63 NC GR2 ZP	4
59	1032509	BOLT-HEX: .63 X 1.25 NC GR5 ZP	6
60	1011608	BOLT-HEX: .50 X 1.75. NC GR5 ZP	2

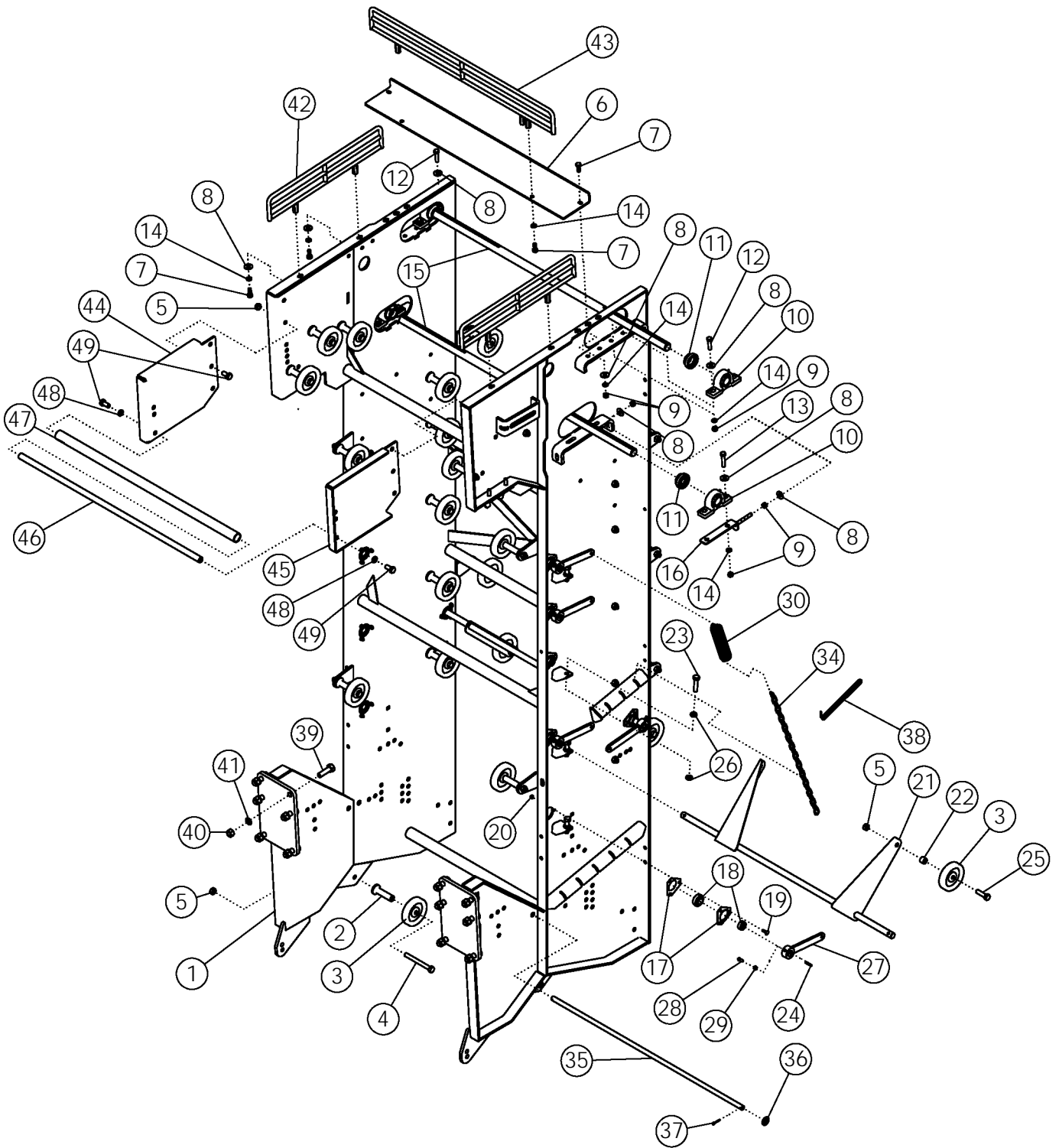
\*Assembly Purposes Only



# REAR SCRUB

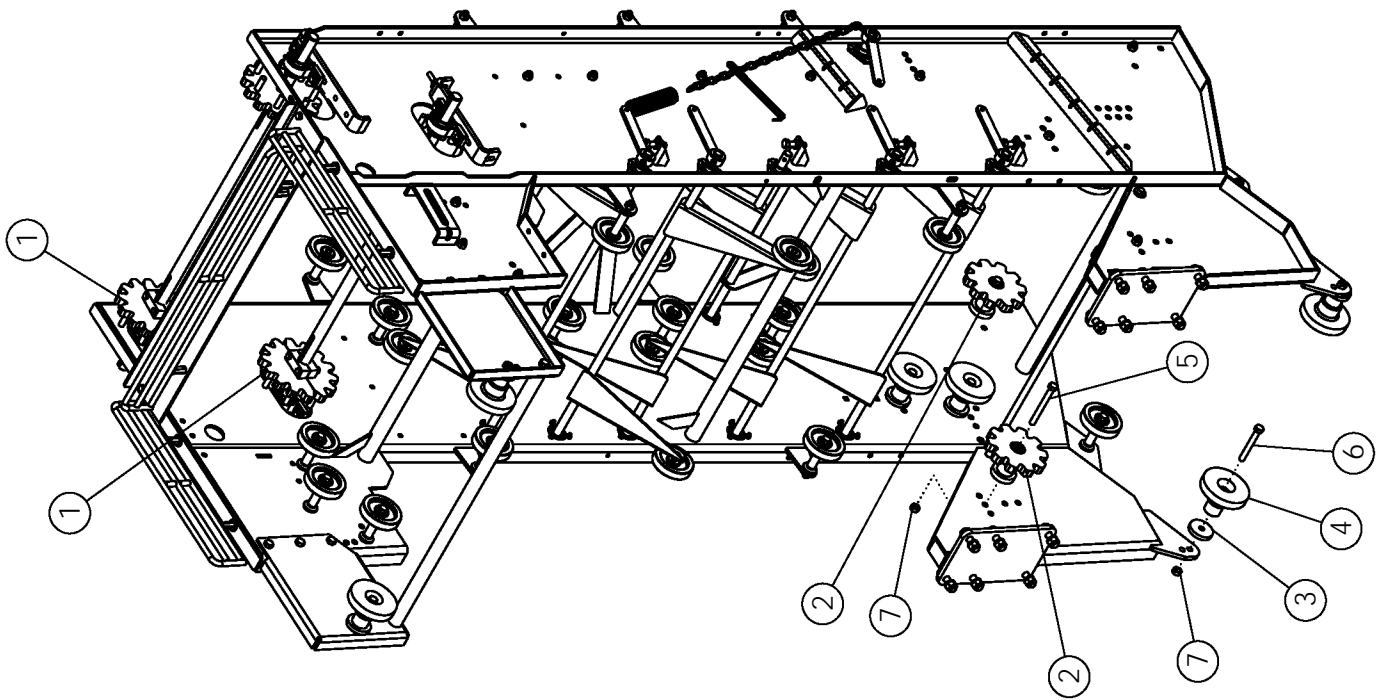
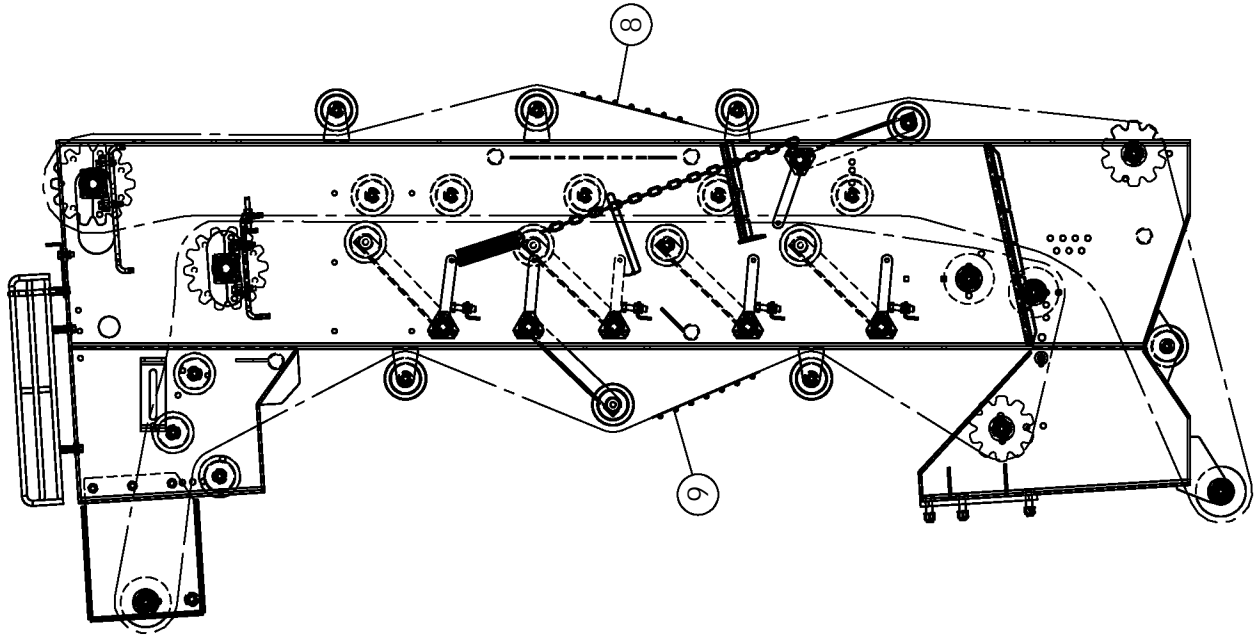
ITEM	PART NO.	DESCRIPTION	QTY
1	57911	WLDMT-REAR SCRUB	1
2	64192	STAND OFF	28
3	53825	BOGIE WHEEL 5"	40
4	1013068	BOLT-HEX: .63 X 6.00 NC GR5 ZP	28
5	1016595	NUT-TOPLOCK: .63 NC GR5 ZP	46
6	57916	BAR-STRIPPER	1
7	1011606	BOLT-HEX: .50 X 1.25 NC GR5 ZP	8
8	1014443	WASHER-FLAT: .50 ZP	18
9	1011577	NUT-HEX: .50 NC GR2 ZP	14
10	52405	PILLOW BLOCK BEARING 1.75	4
11	52382	SEAL PROTECTOR 1.75	4
12	1011609	BOLT-HEX: .50 X 2.00 NC GR5 ZP	4
13	1011610	BOLT-HEX: .50 X 2.50 NC GR5 ZP	4
14	1011581	WASHER-LOCK: .50 ZP	16
15	68650	SHAFT - HEAD 1.75	2
16	68655	TIGHTENER-ZP	2
17	53945	TRIANGLE FLANGETTE	24
18	53944	BEARING-INSERT 1" WITH LOCKING COLLAR	12
19	1017255	BOLT-CRG: .31 X 1.00 NC GR5 ZP	36
20	1030700	NUT-TOPLOCK: .31 NC GR5 ZP	36
21	53401	WLDMT-PENDULUM	6
22	64253	SPACER ZP	12
23	1017526	BOLT-HEX: .63 X 2.25 NC GR5 ZP	8
24	54638	KEY .25 X .25 X 1.38	12
25	1013023	BOLT-HEX: .63 X 2.50 NC GR5 ZP	12
26	1026259	NUT-JAM: .63 NC GR2 ZP	16
27	50718	ARM-ZP	12
28	50813	SCREW-SET: SQ HD .38 X 1.00 ZP	12
29	1013519	NUT-JAM: .38 NC GR2 ZP	12
30	53159	SPRING	12
31	57937	CHAIN-LINK: .19 X 8.00 (NOT SHOWN)	4
32	57938	CHAIN-LINK: .19 X 20.00 (NOT SHOWN)	2
33	57939	CHAIN-LINK: .19 X 24.00 (NOT SHOWN)	4
34	57940	CHAIN-LINK: .19 X 30.00	2
35	62896	ROD-SCRUB CLEANER	1
36	1012634	WASHER-FLAT: SAE .75 ZP	2
37	1011984	PIN-COTTER: .16 X 1.50 ZP	2
38	1017248	TIE, CABLE	4
39	1016598	BOLT-HEX: .75 X 2.50 NC GR5 ZP	12
40	1011620	NUT-HEX: .75 NC GR2 ZP	12

CONTINUED



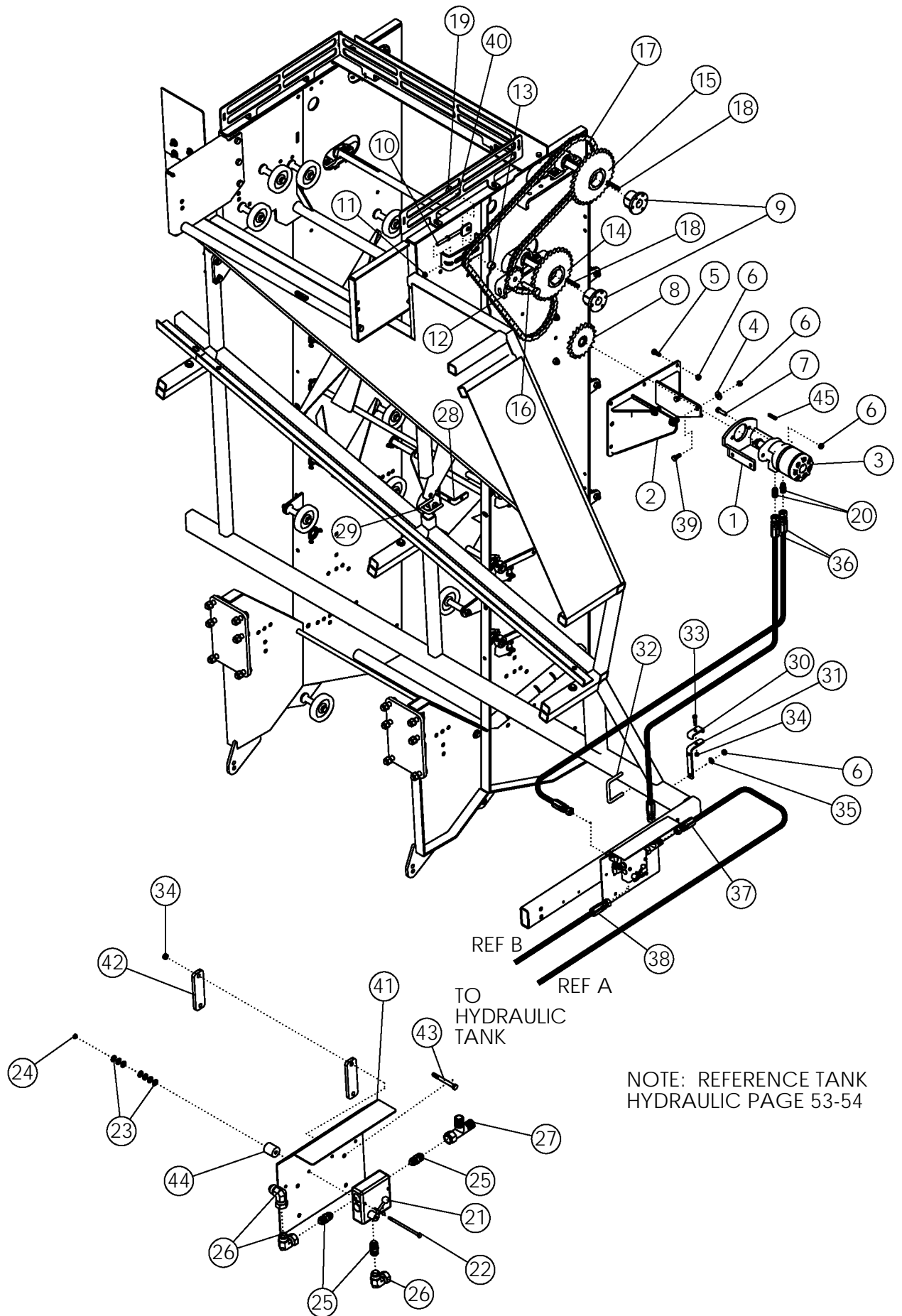
## REAR SCRUB (CONTINUED)

ITEM	PART NO.	DESCRIPTION	QTY
41	1012061	WASHER-LOCK: .75 ZP	12
42	58900	WLDMT-SCRUB EXT.-SIDE	2
43	58898	WLDMT-SCRUB EXT-REAR	1
44	54805	REAR SCRUB EXTENSION RH	1
45	54778	REAR SCRUB EXTENSION LH	1
46	56754	PIPE-THREADED	1
47	56773	PIPE-PLASTIC	1
48	1011813	WASHER-LOCK: .63 ZP	2
49	1032509	BOLT-HEX: .63 X 1.25 NC GR5 ZP	8



## REAR SCRUB: BELTED CHAIN 50 MM

ITEM	PART NO.	DESCRIPTION	QTY
1	68657	SPROCKET-SPLIT 50MM 14T 1.75	4
2	63813	SPROCKET-IDLER 50MM 10T	4
3	62932	PLATE-SHIM .50	8
4	54042	ROLLER-STEP 6"	8
5	1013068	BOLT-HEX: .63 X 6.00 NC GR5 ZP	4
6	1013816	BOLT-HEX: .63 X 5.00 NC GR5 ZP	8
7	1016595	NUT-TOPLOCK: .63 NC GR5 ZP	12
8	63815	BELT-50MM 1/2 X 42 X 175 LPR	1
9	63814	BELT-50MM 1/2 X 42 X 154 LPR	1

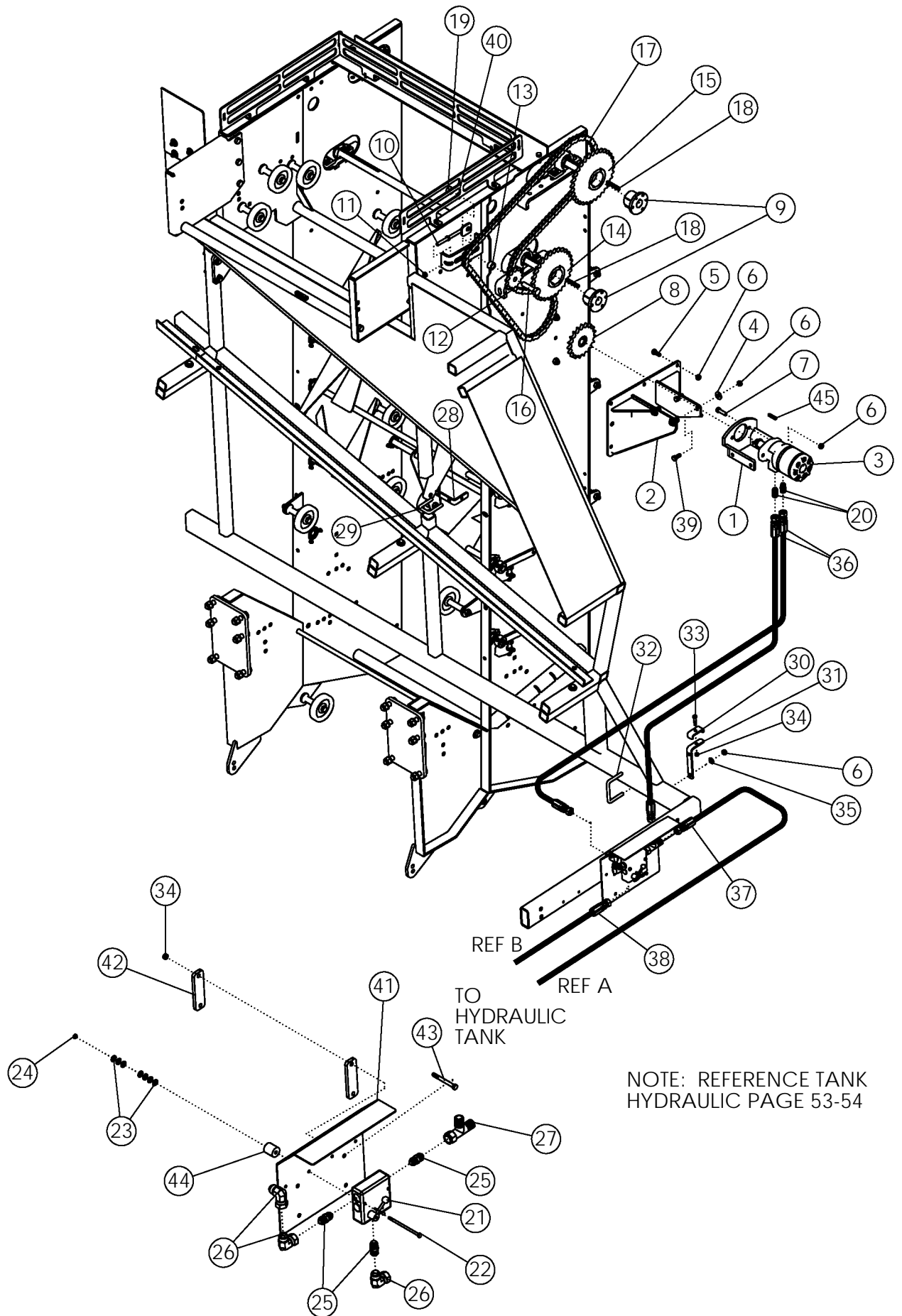




## REAR SCRUB DRIVE: SINGLE MOTOR

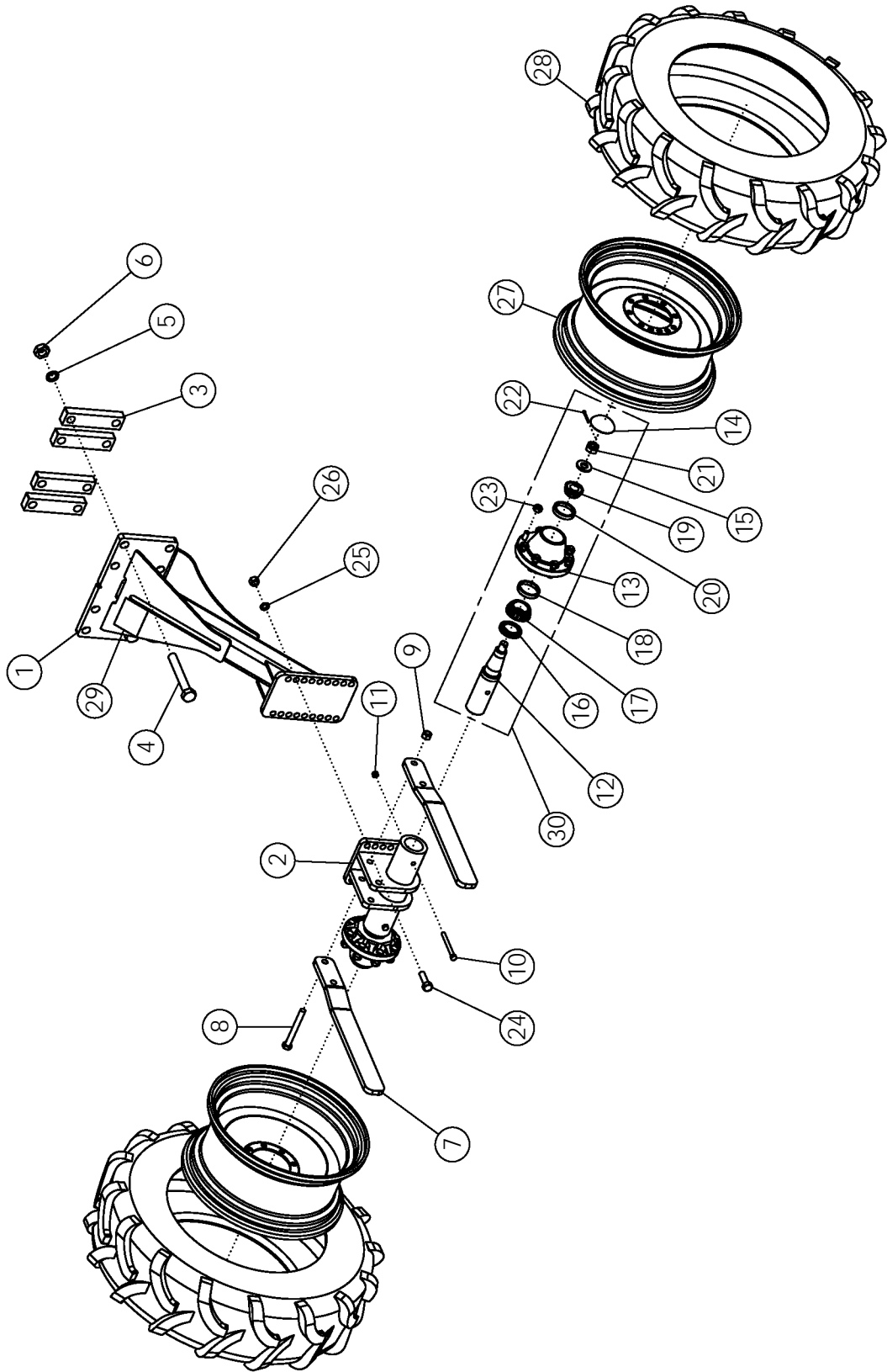
ITEM	PART NO.	DESCRIPTION	QTY
1	58102	WLDMT-MOTOR BRACKET	1
2	62103	WLDMT-GEARBOX MOUNT	1
3	58987	MOTOR-HYDRAULIC 20.6IN <sup>3</sup> /REV	1
4	1014443	WASHER-FLAT: .50 ZP	4
5	1011606	BOLT-HEX: .50 X 1.25 NC GR5 ZP	5
6	1027461	NUT-TOPLOCK: .50 NC GR5 ZP	17
7	1011608	BOLT-HEX: .50 X 1.75 NC GR5 ZP	2
8	62125	SPROCKET-8019X 1.25 BORE .313 KEY	1
9	50335	HUB Q1 1.75	2
10	63876	TENSIONER ZP	1
11	1011577	NUT-HEX: .50 NC GR2 ZP	2
12	56334	SPROCKET-IDLER 8012	1
13	58086	SPACER-CHAIN IDLER ZP	1
14	59051	SPROCKET H80-Q30	1
15	59052	SPROCKET H80-Q32	1
16	1012059	BOLT- HEX: .75 X 3.00 NC GR5 ZP	1
17	68784	CHAIN-ROLLER 80-1R-114	1
18	50152	KEY .38 X .38 X 2.00	2
19	1011620	NUT-HEX: .75 NC GR2 ZP	1
20	59043	FTG-ADAPTER: 10MB-12MJ	2
21	58985	VALVE-FLOW CONTROL- 3/4" FP	1
22	1030766	BOLT-HEX: .25 X 4.00 NC GR5 ZP	2
23	1020416	WASHER-FLAT: .25 ZP	14
24	1030946	NUT-TOPLOCK: .25 NC GR5 ZP	2
25	59042	FTG-ADAPTER: 12MP-12MJ	3
26	59041	FTG-ELBOW: 12MJ-12FJX-90	3
27	59888	FTG-TEE: 12MJ-12FJX-12MJ	1
28	59184	BRACKET-HOSE ZP	1
29	65658	U-BOLT: .50 X 3.00 X 2.06 X 3.00	1
30	63753	CLAMP .75 ZP	3
31	59182	BRACKET-HOSE ZP	2
32	54653	U-BOLT: .50 X 3.25 X 4.00 X 3.25	2
33	59390	BOLT-HEX: .38 X 2.25 NC GR5 ZP	3
34	1016999	NUT-TOPLOCK: .38 NC GR5 ZP	7
35	1011584	WASHER-FLAT: SAE .50 ZP	6
36	59036	HOSE: .75 X 152 12FJX-12FJX	2
37	59801	HOSE: .75 X 74 12FJX-12FJX	1
38	59035	HOSE: .75 X 66 12FJX-12FJX	1
39	1011607	BOLT-HEX: .50 X 1.50 NC GR5 ZP	4

CONTINUED



## REAR SCRUB DRIVE: SINGLE MOTOR (CONTINUED)

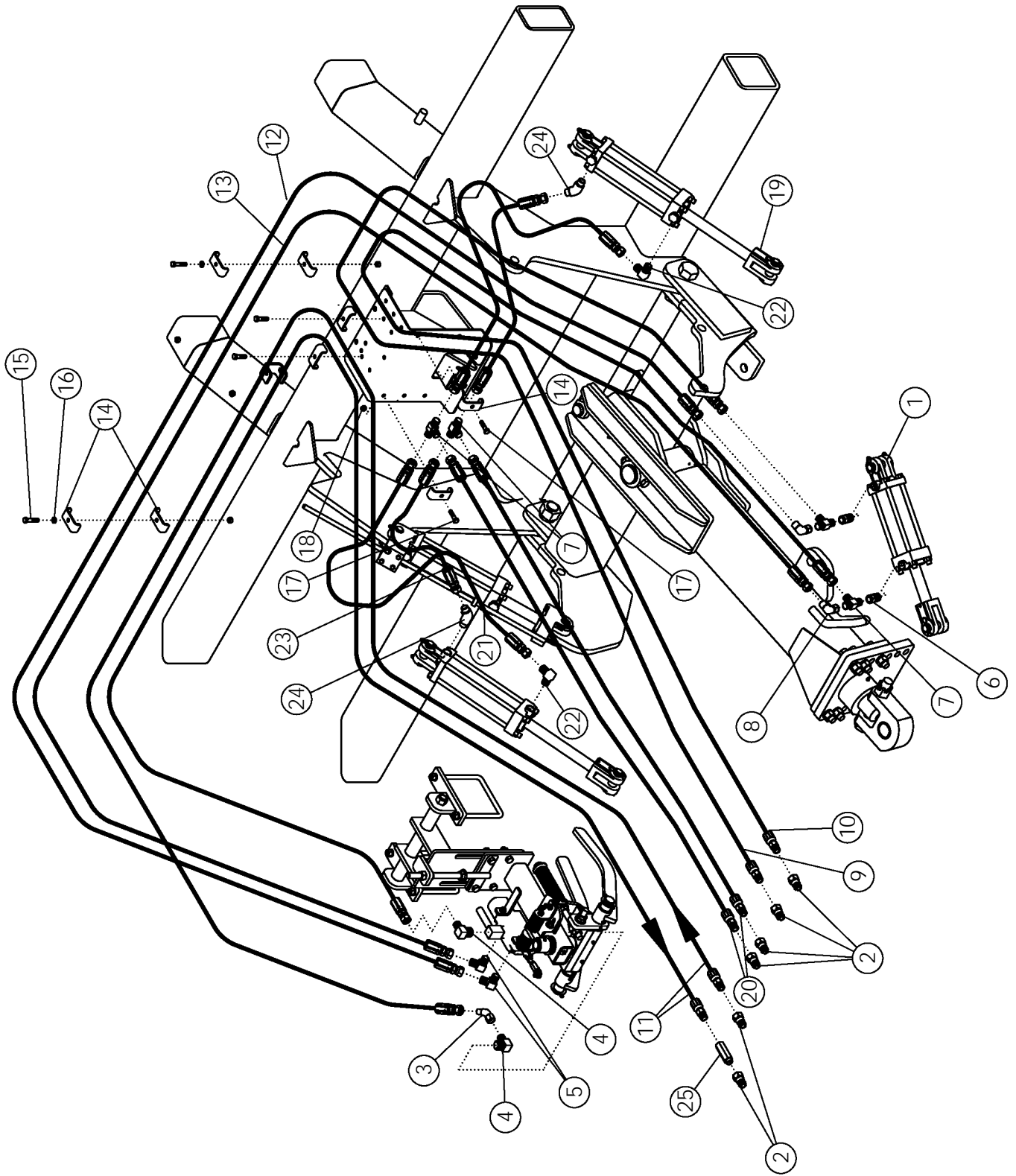
ITEM	PART NO.	DESCRIPTION	QTY
40	1012061	WASHER-LOCK: .75 ZP	1
41	69020	WLDMT-BRACKET FLOW CONTROL	1
42	59881	BRACKET-BOLT PLATE	4
43	58176	BOLT-HEX: .38 X 3.50 NC GR5 ZP	4
44	59463	SPACER ZP	2
45	58396	KEY .313 X .313 X 1.750	1



## REAR STRUTS - NARROW

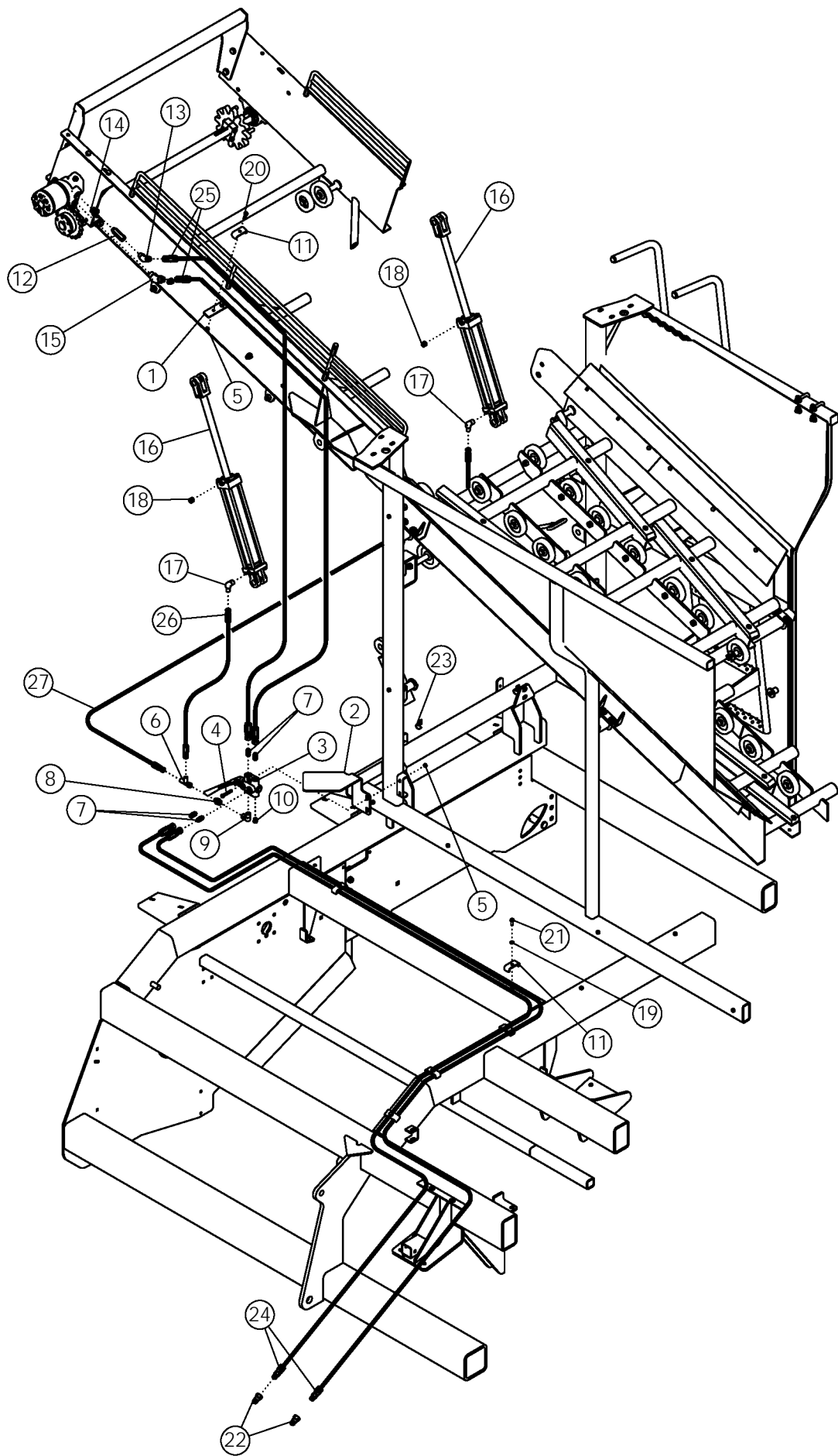
ITEM	PART NO.	DESCRIPTION	QTY
1	68153	WLDMT REAR STRUT	1
2	57732	WLDMT - MOUNT - EXPORT	1
3	64143	BAR - BOLTING	4
4	64145	BOLT-HEX: 1.13 X 8.00 NC GR8 ZP	8
5	64147	WASHER-LOCK: 1.13 ZP	8
6	64146	NUT-HEX: 1.13 NC GR2 ZP	8
7	63685	SCRAPER-EXPORT	2
8	1016718	BOLT-HEX: .75 X 6.50 NC GR5 ZP	2
9	1017000	NUT-TOPLOCK: .75 NC GR5 ZP	2
10	1011618	BOLT-HEX: .50 X 5.00 NC GR5 ZP	2
11	1027461	NUT-TOPLOCK: .50 NC GR5 ZP	2
12	56897*	SPINDLE-EXPORT	1
13	53623*	HUB-WHEEL 8 BOLT	1
14	53624*	HUB CAP	1
15	1030728*	WASHER-FLAT: SAE 1.00 GR8 ZP	1
16	53619*	SEAL	1
17	53621*	BEARING CONE-INNER	1
18	53622*	BEARING CUP-INNER	1
19	53620*	BEARING CONE-OUTER	1
20	52243*	BEARING CUP-OUTER	1
21	1030726*	NUT-SPINDLE: 1.00 NF NP	1
22	1030797*	PIN-COTTER: .19 X 1.75 NP	1
23	53625*	NUT-WHEEL: .63-18NF	8
24	1016598	BOLT-HEX: .75 X 2.50 NC GR5 ZP	6
25	1012061	WASHER-LOCK: .75 ZP	6
26	1011620	NUT-HEX: .75 NC GR2 ZP	6
27	56903	WHEEL W10 X 24 8 BOLT (1.88 POS)	2
28	56976	TIRE 11.2-24 10 PLY R1	2
29	52248R	DECAL-CAUTION - RUSSIA	1
30	56900	ASSY HUB & SPINDLE	2

\*Items are included in Item 30



# ROW FINDER & HITCH HYDRAULICS

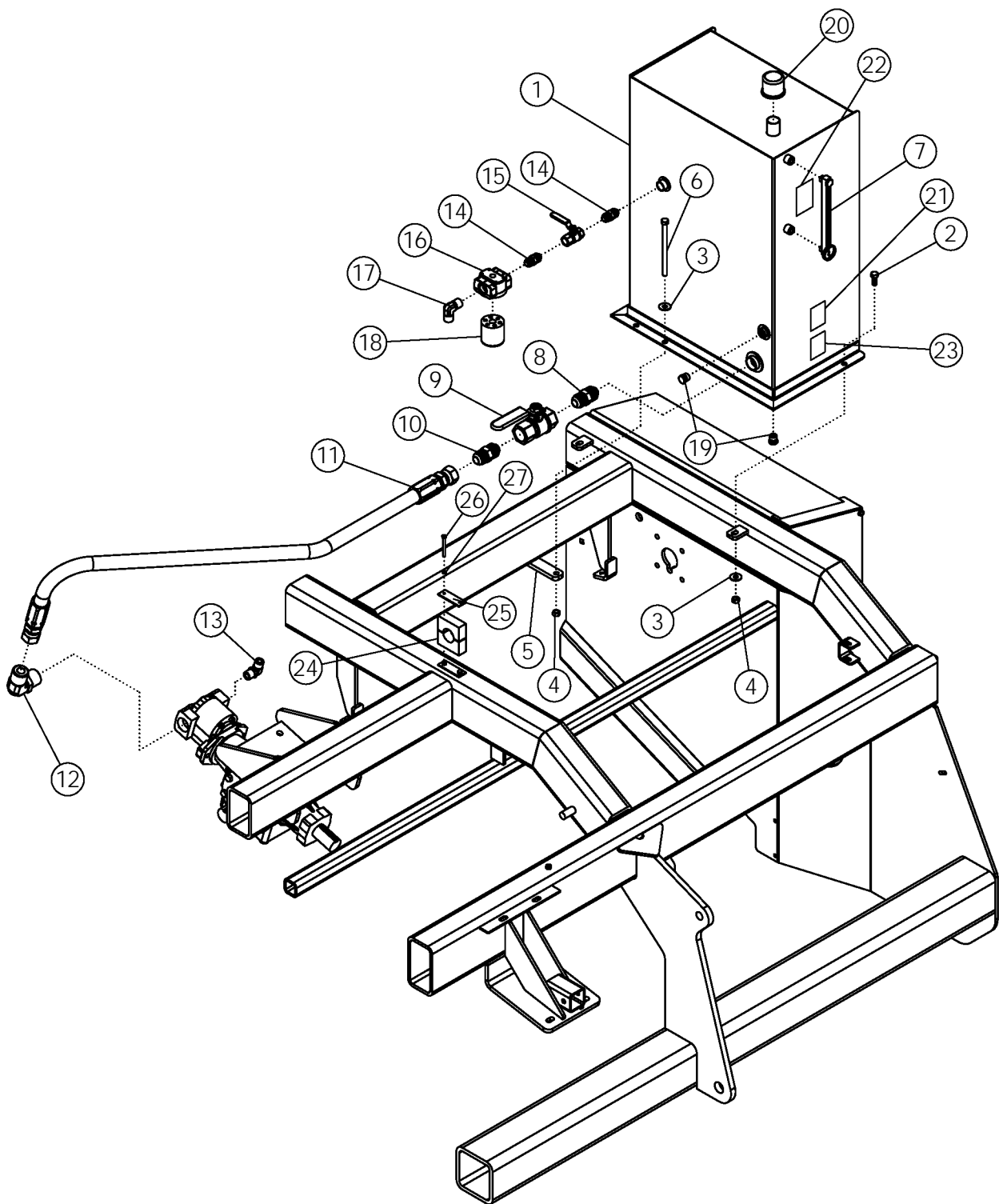
ITEM	PART NO.	DESCRIPTION	QTY
1	58891	CYLINDER-HYDRAULIC 4 X 8" 3000	1
2	53631	PIONEER TIP 8010-4	6
3	57663	FTG-ELBOW: 8MJ-8FJX-45	1
4	57664	FTG-ELBOW: 12MP-8MJ-90	2
5	57665	FTG-ELBOW: 8MP-8MJ-90	2
6	56941	FTG-ADAPTER: 8MB-8FJX	2
7	57667	FTG-TEE: 8MJ-8MJ-8MJ	4
8	57668	FTG-ELBOW: 8MJ-8FJX-90	2
9	57669	HOSE: .50 X 153 8MP-8FJX	1
10	57670	HOSE: .50 X 150 8MP-8FJX	1
11	63667	HOSE: .50 X 184 8MP-8FJX	2
12	63668	HOSE: .50 X 160 8FJX-8FJX	1
13	63669	HOSE: .50 X 154 8FJX-8FJX	1
14	50714	CLAMP 1/2" ZP	6
15	1011603	BOLT-HEX: .38 X 1.75 NC GR5 ZP	2
16	1011586	WASHER-LOCK: .38 ZP	2
17	1011602	BOLT-HEX: .38 X 1.50 NC GR5 ZP	4
18	1016999	NUT-TOPLOCK: .38 NC GR5 ZP	4
19	62082	CYLINDER-HYDRAULIC 4 X 10" 3000	2
20	57675	HOSE: .50 X 100 8MP-8FJX	2
21	57676	HOSE: .50 X 031 8FJX-8FJX	2
22	58560	FTG-ELBOW: 8MB-8MJ-90	2
23	57677	HOSE: .50 X 021 8FJX-8FJX	2
24	58515	FTG-ELBOW: 8MB-8MJ-45	2
25	64736	VALVE-CHECK 8FP X 8MP FLOW F --> M	1





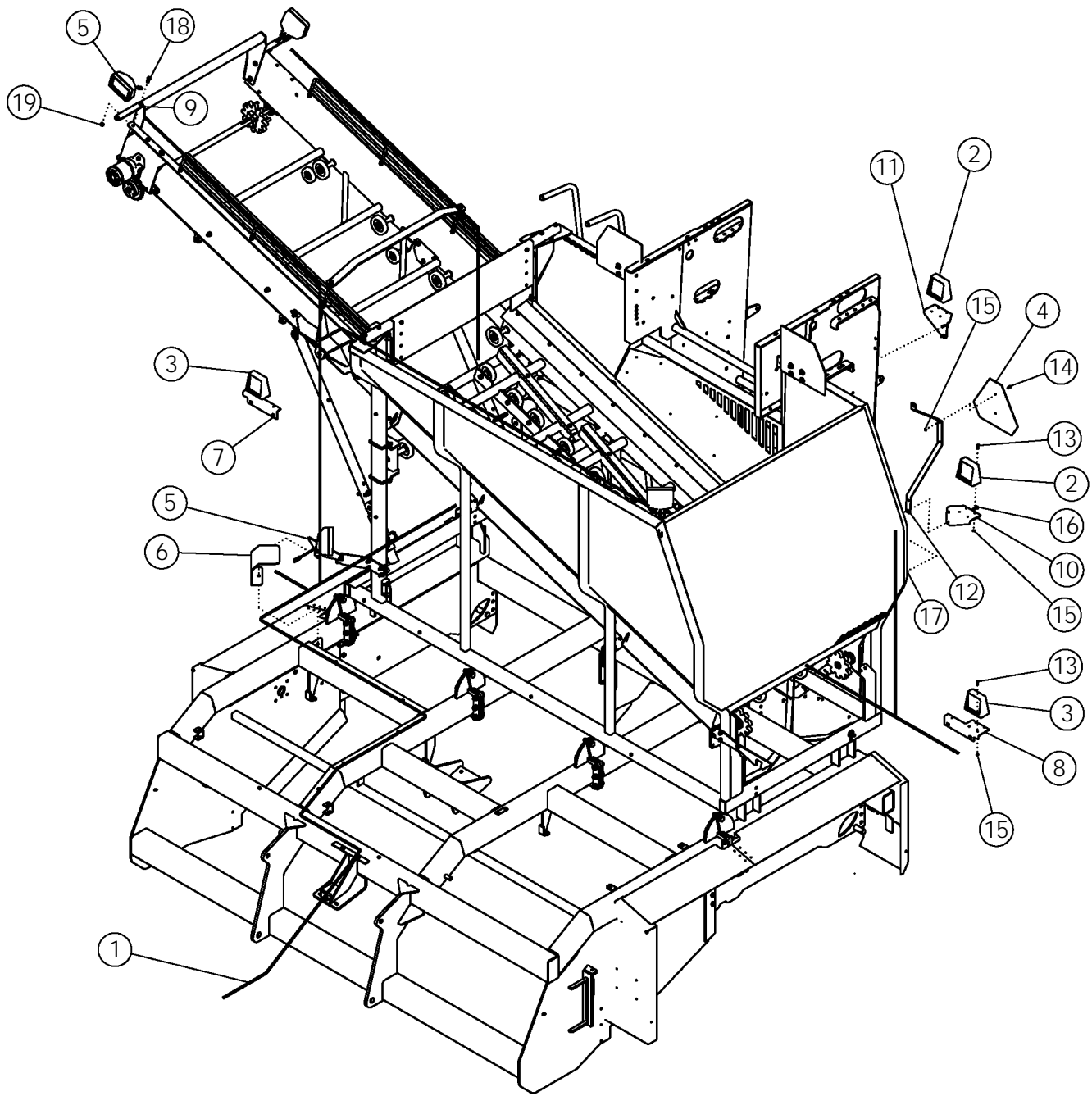
# TANK HYDRAULICS

ITEM	PART NO.	DESCRIPTION	QTY
1	54825	BRACKET-HOSE ZP	2
2	62904	GUARD-SELECTOR VALVE	1
3	58470	VALVE-SELECTOR	1
4	59390	BOLT-HEX: .38 X 2.25 NC GR5 ZP	2
5	1016999	NUT-TOPLOCK: .38 NC GR5 ZP	4
6	56231	FTG-TEE: 6MJ-6FJX-6MJ	1
7	56226	FTG-ADAPTER: 8MB-8MJ	4
8	64307	FITTING-RESTRICTOR (6MJ-8MP R 1/16)	1
9	55733	FTG-ELBOW: 8MB-8FP 90	1
10	56190	FTG-PLUG: 8MB	1
11	50714	CLAMP 1/2" ZP	8
12	53722	VALVE-CHECK: 8MP-8FP	1
13	58288	FTG-ELBOW: 8MP-8MJ-45	1
14	58289	FTG-ADAPTER: 10MB-8FP	1
15	56229	FTG-ELBOW: 10MB-8MJ-45	1
16	58889	CYLINDER-HYD 2.5 X 16	2
17	58557	FTG-ELBOW: 8MB-6MJ 90	2
18	58547	FTG-PLUG: 8MB BREATHER	2
19	1011586	WASHER-LOCK: .38 ZP	6
20	1011602	BOLT-HEX: .38 X 1.50 NC GR5 ZP	2
21	1011600	BOLT-HEX: .38 X 1.00 NC GR5 ZP	6
22	53631	PIONEER TIP 8010-4	2
23	50779	HOSE-CLAMP	2
24	56232	HOSE: .50 X 240 8MP-8FJX	2
25	56235	HOSE: .50 X 155 8FJX-8FJX	2
26	56234	HOSE: .38 X 28 6FJX-6FJX	1
27	56233	HOSE: .38 X 86 6FJX-6FJX	1



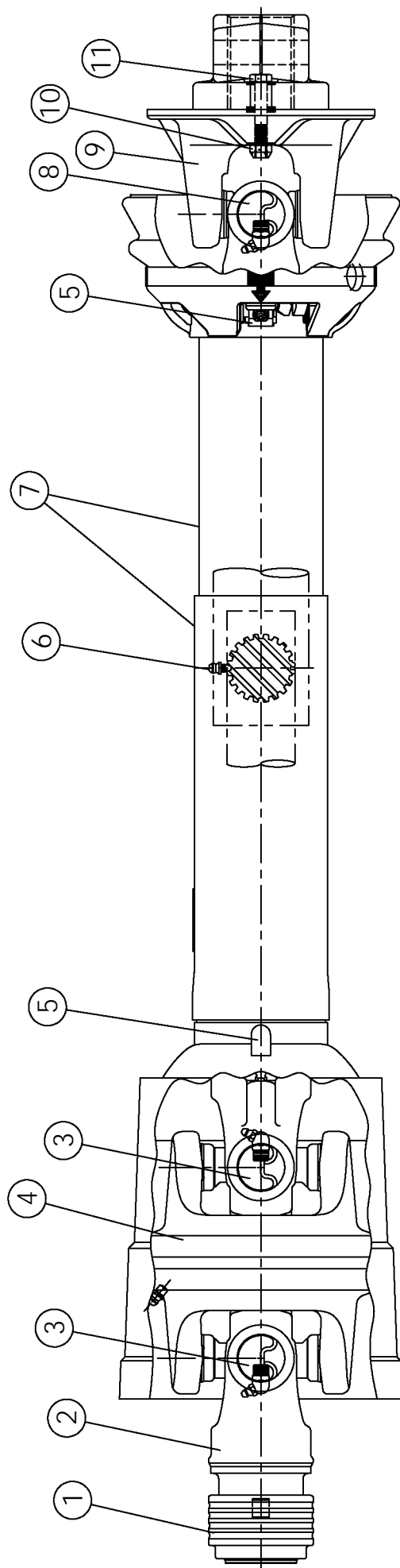
# HYDRAULIC TANK

ITEM	PART NO.	DESCRIPTION	QTY
1	58079	HYDRAULIC TANK-PAINTED	1
2	1011606	BOLT-HEX: .50 X 1.25 NC GR5 ZP	2
3	1014443	WASHER-FLAT: .50 ZP	4
4	1027461	NUT-TOPLOCK: .50 NC GR5 ZP	4
5	58204	BAR - BOLTING	1
6	1032514	BOLT-HEX: .50 X 7.50 NC GR5 ZP	2
7	58914	GAUGE-LEVEL & TEMP	1
8	58978	FTG-ADAPTER: 20MP-20MP	1
9	58979	VALVE-BALL: 20FP-20FP	1
10	62209	FTG-ADAPTER: 20MP-20MJ	1
11	62210	HOSE: 1.25 X 066 20FJX-20FJX	1
12	63698	FTG-ELBOW: 20MB-20MJ-90	1
13	64060	FTG-ELBOW: 12MB-12MJ-90	1
14	58196	FTG-ADAPTER: 12MP-12MP	2
15	59165	VALVE-BALL 3/4FP - 3/4FP	1
16	58690	FILTER HEAD	1
17	59044	FTG-ELBOW: 12MP-12MJ-90	1
18	58691	FILTER-HYDRAULIC	1
19	55718	FTG-PLUG: 8MB	2
20	58197	CAP-FILLER	1
21	62964R	DECAL-WARNING	1
22	64428R	DECAL-HYD TANK SPECS	1
23	64429R	DECAL-WARNING BALL VALVE	1
24	64612	CLAMP-STAUFF	1
25	64613	PLATE-COVER	1
26	1032287	BOLT-HEX: .25 X 2.75 NC GR5 FZP	2
27	1013242	WASHER-LOCK: .25 ZP	2



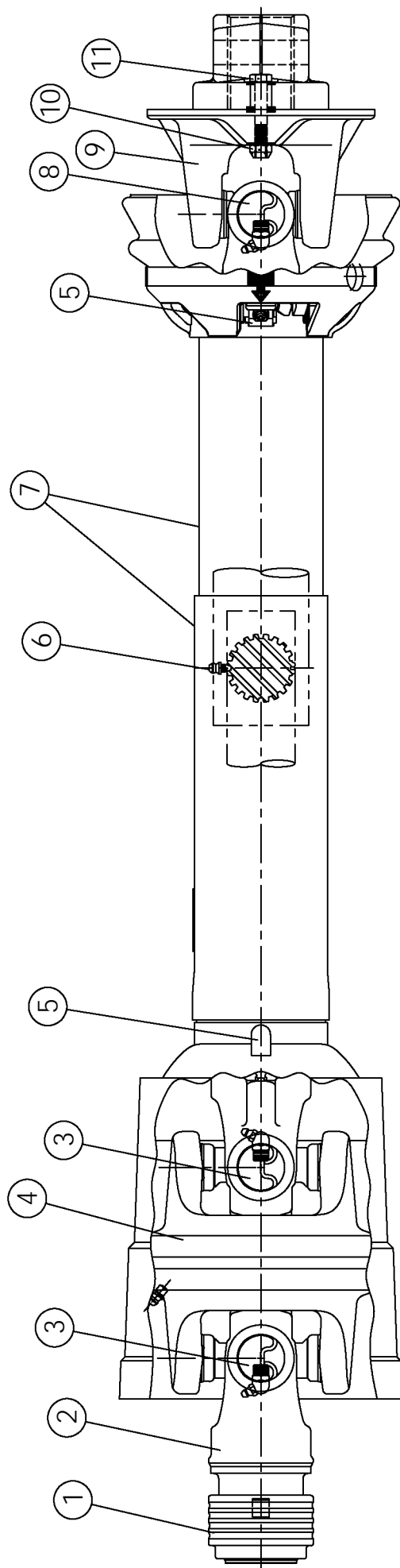
# LIGHT KIT

ITEM	PART NO.	DESCRIPTION	QTY
1	64199	HARNESS-CIS HARVESTER	1
2	65953	LAMP-RED TAIL	2
3	65954	LAMP-AMBER WARNING	2
4	65329	SIGN-SMV ASAE S276.5	1
5	62900	LIGHT-FLOOD W/WEATHER PACK	4
6	62894	GUARD-GRABROLL LIGHT	1
7	64175	BRACKET-LIGHT RH AMBER	1
8	64176	BRACKET-LIGHT LH AMBER	1
9	57168	BAR-LIGHT BRACKET	2
10	64235	BRACKET-LIGHT LH RED	1
11	64236	BRACKET-LIGHT RH RED	1
12	64290	MOUNT-SMV SIGN	1
13	1013423	BOLT-HEX: .25 X 1.00 NC GR5 ZP	16
14	1011595	BOLT-HEX: .25 X .75 NC GR5 ZP	2
15	1030946	NUT-TOPLOCK: .25 NC GR5 ZP	18
16	1011601	BOLT-HEX: .38 X 1.25 NC GR5 ZP	4
17	1016999	NUT-TOPLOCK: .38 NC GR5 ZP	4
18	1011606	BOLT-HEX: .50 X 1.25 NC GR5 ZP	2
19	1027461	NUT-TOPLOCK: .50 NC GR5 ZP	2



**PTO DRIVELINE #64168**  
**38 MM - 8 SPLINE**

<b>ITEM</b>	<b>PART NO.</b>	<b>DESCRIPTION</b>	<b>QTY</b>
1	64394	SAFETY SLIDE LOCK REPAIR KIT	1
2	64395	SAFETY SLIDE LOCK YOKE ASSEMBLY	1
3	54159	CAT 5 CROSS & BEARING KIT	2
4	64411	CV CENTER HOUSING ASSEMBLY	1
5	54161	ZERK-GREASE STRAIGHT	4
6	64412	FULL GUARD SET W/NYLON BEARINGS	1
7	64398	NYLON REPAIR KIT	2
8	54172	35R CROSS & BEARING KIT	1
9	57286	BALL SHEAR ASSEMBLY	1
10	1030700	NUT-TOPLOCK: .31 NC GR5 ZP	1
11	1011285	BOLT-HEX: .31 X2.00 NC GR5 ZP	1

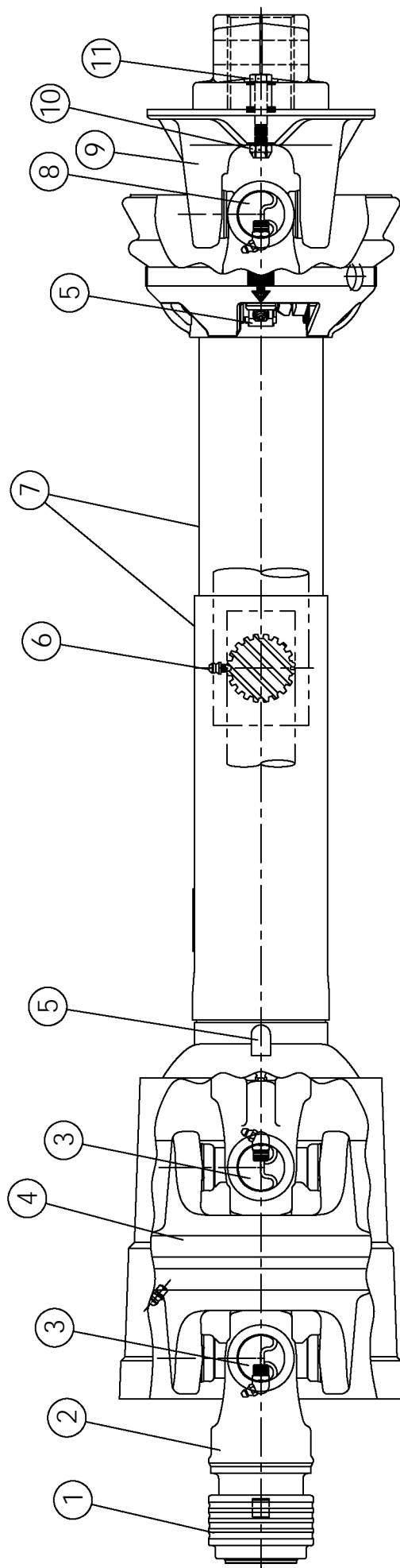




# PTO DRIVELINE #51481

## 1.75" - 20 SPLINE

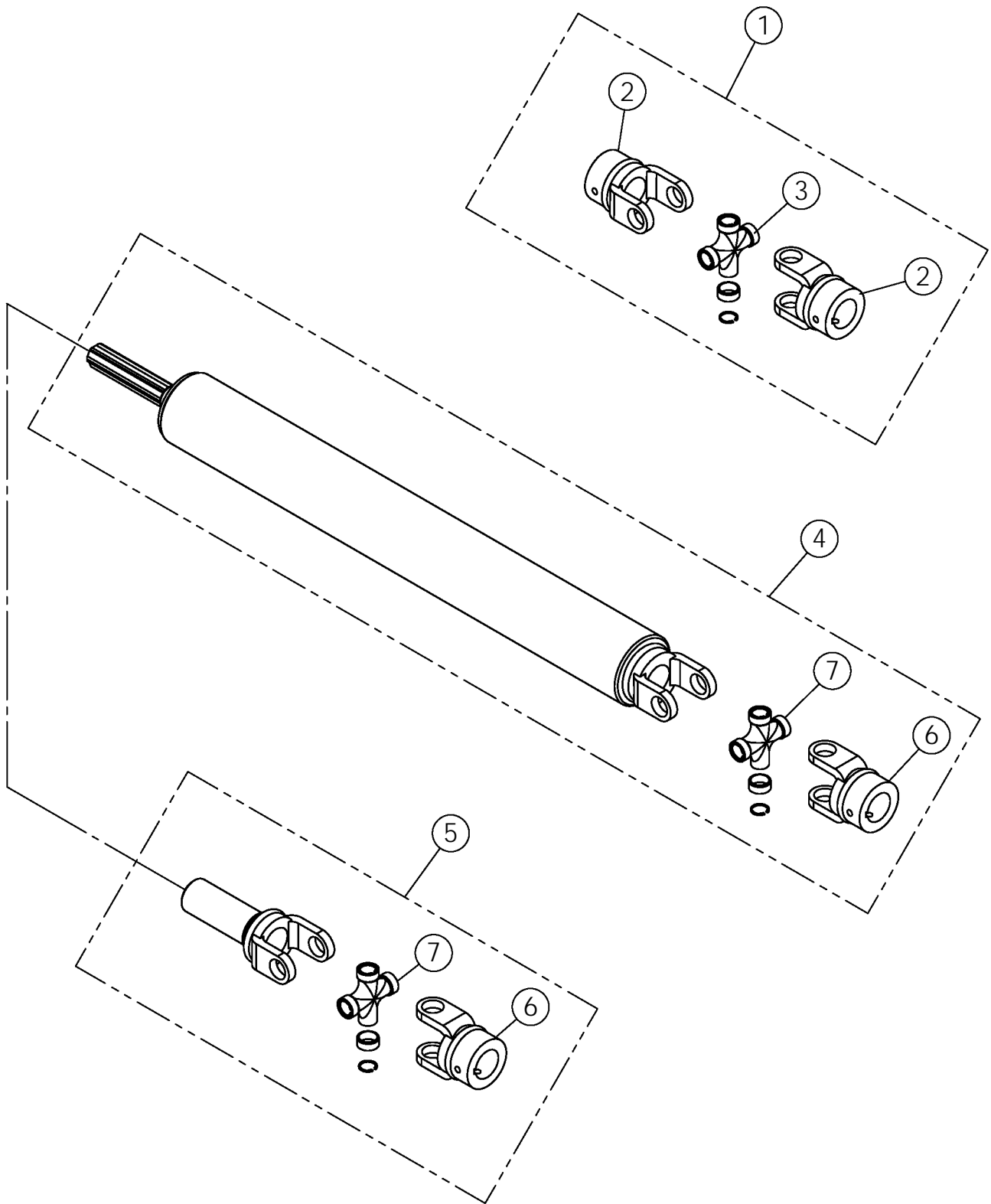
ITEM	PART NO.	DESCRIPTION	QTY
1	62123	SAFETY SLIDE LOCK REPAIR KIT	1
2	54157	SAFETY SLIDE LOCK YOKE ASSEMBLY	1
3	54159	CAT 5 CROSS & BEARING KIT	2
4	64411	CV CENTER HOUSING ASSEMBLY	1
5	64398	NYLON REPAIR KIT	2
6	54161	ZERK-GREASE STRAIGHT	4
7	64412	FULL GUARD SET W/NYLON BEARINGS	1
8	54172	35R CROSS & BEARING KIT	1
9	57286	BALL SHEAR ASSEMBLY	1
10	1030700	NUT-TOPLOCK: .31 NC GR5 ZP	1
11	1011285	BOLT-HEX: .31 X2.00 NC GR5 ZP	1



# PTO DRIVELINE #51480

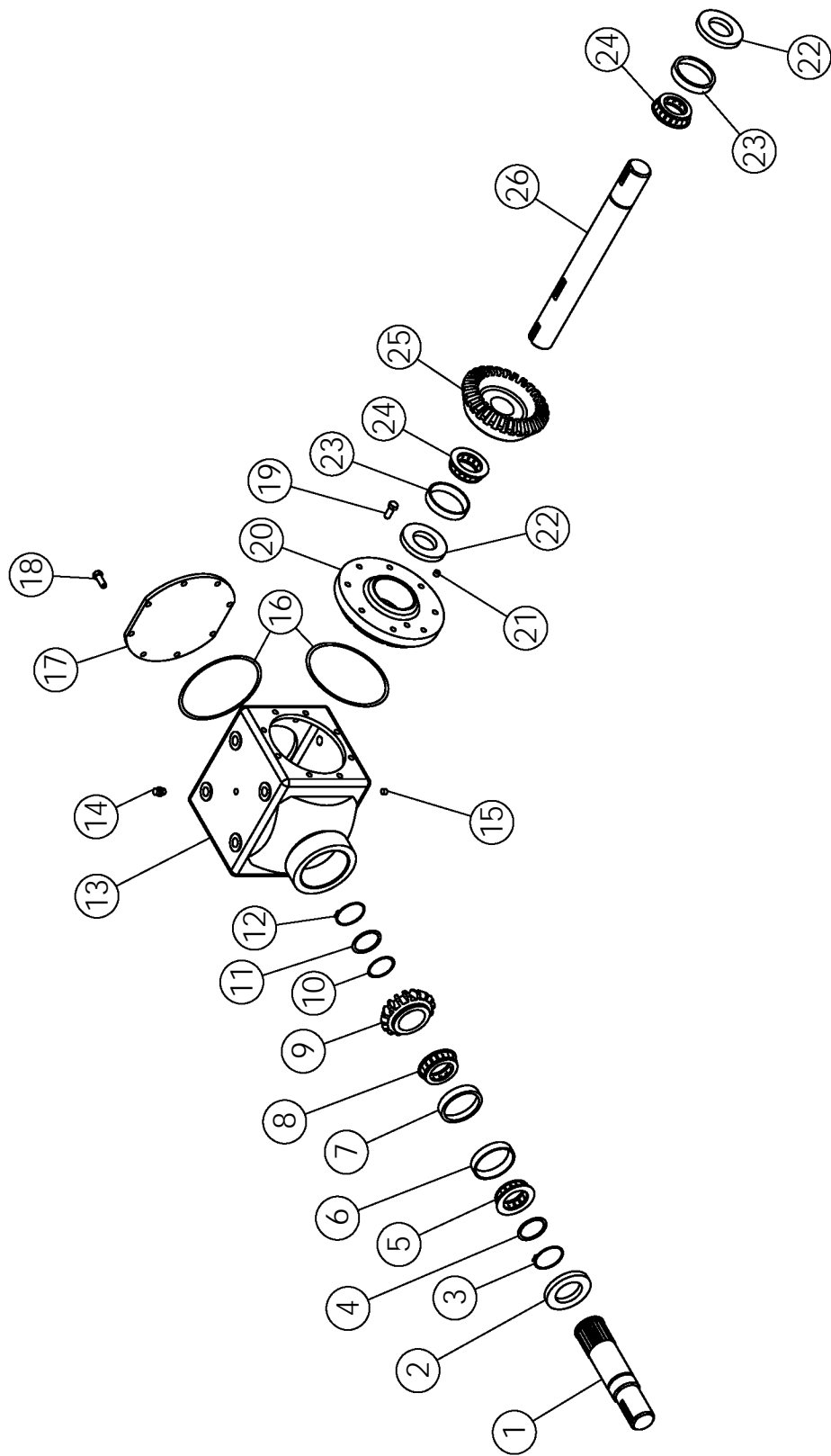
## 1.38" - 21 SPLINE

ITEM	PART NO.	DESCRIPTION	QTY
1	55187	SAFETY SLIDE LOCK REPAIR KIT	1
2	54156	SAFETY SLIDE LOCK YOKE ASSEMBLY	1
3	54159	CAT 5 CROSS & BEARING KIT	2
4	64411	CV CENTER HOUSING ASSEMBLY	1
5	64398	NYLON REPAIR KIT	2
6	54161	ZERK-GREASE STRAIGHT	4
7	64412	FULL GUARD SET W/NYLON BEARINGS	1
8	54172	35R CROSS & BEARING KIT	1
9	57286	BALL SHEAR ASSEMBLY	1
10	1030700	NUT-TOPLOCK: .31 NC GR5 ZP	1
11	1011285	BOLT-HEX: .31 X2.00 NC GR5 ZP	1



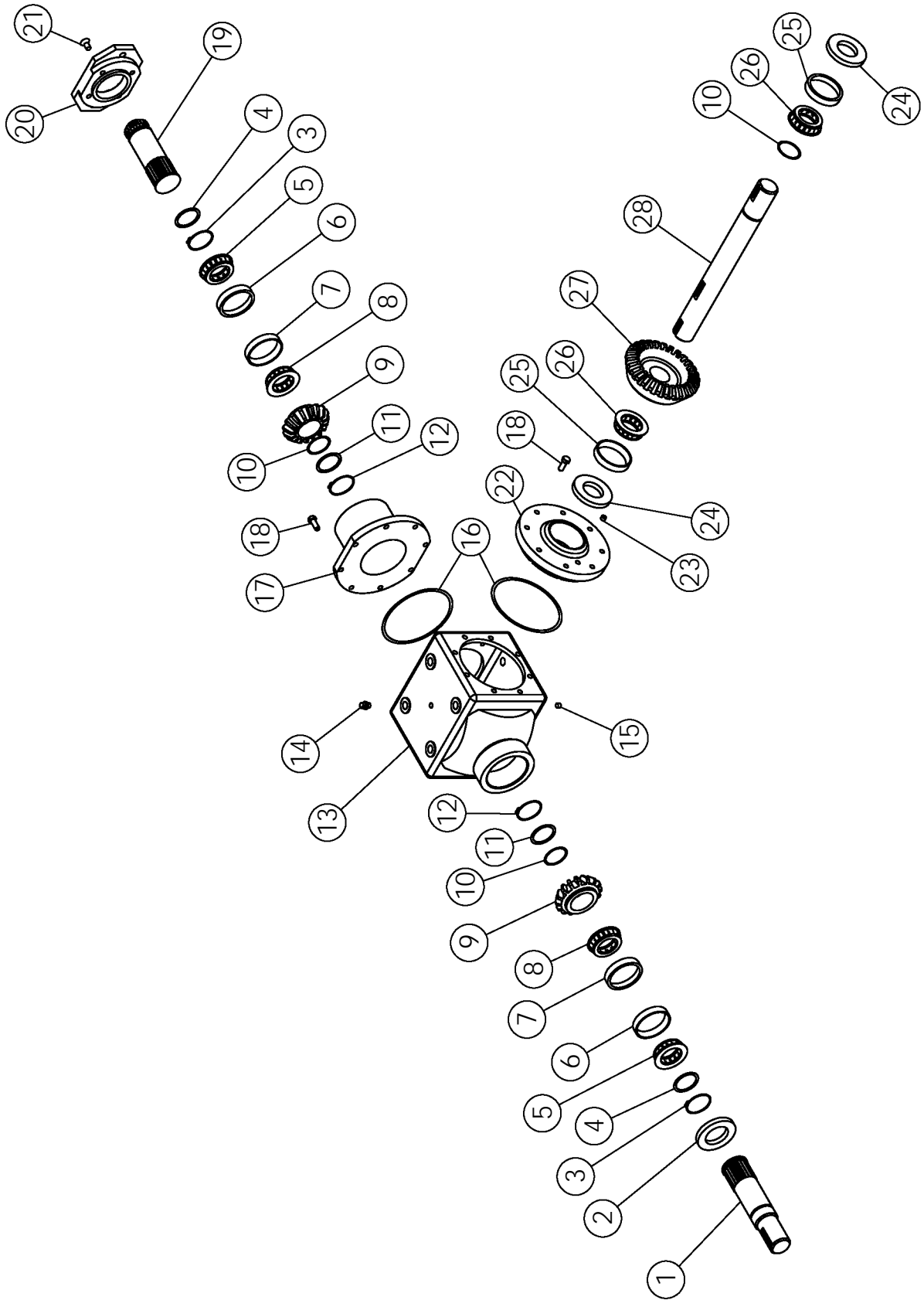
# DRIVELINE COMPONENTS

ITEM	PART NO.	DESCRIPTION	QTY
1	53642	U-JOINT	1
2	55035	YOKE 1.75"	2
3	54172	35E CROSS & BEARING KIT	1
4	57923	DRIVE SHAFT 49.25"	1
	57924	DRIVE SHAFT 72.50"	
5	57925	DRIVE COUPLER	1
6	62037	YOKE 1.38"	1
7	58876	CROSS KIT U-JOINT 14E	1



## GEARBOX (1.81:1) #63846 (PRIMARY)

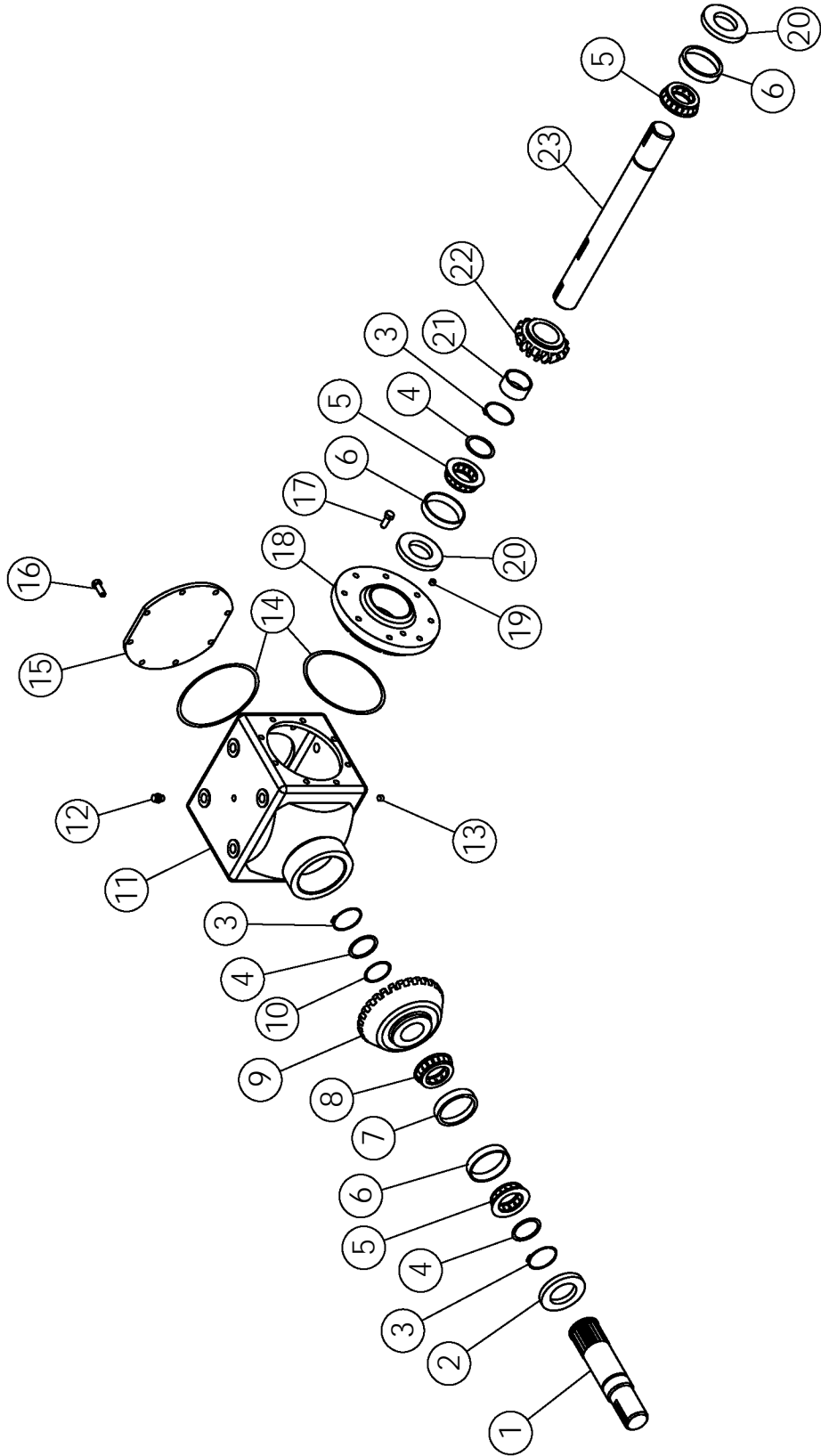
ITEM	PART NO.	DESCRIPTION	QTY
1	62721	QUILL SHAFT	1
2	62722	SEAL: 2.00 X 3.263	1
3	62724	SNAP RING	1
4	62723	WASHER 2.00 X .134	1
5	62725	BEARING CONE	1
6	62726	BEARING CUP	1
7	62727	BEARING CUP	1
8	62728	BEARING CONE	1
9	62729	PINION-16 TOOTH	1
10	62730	SHIM: 1.75 X .007	1
11	62731	WASHER 1.75 X .179	1
12	62732	SNAP RING	1
13	62733	CASE-900 SERIES	1
14	64408	VENT PLUG: .50 NPT (SQ. HD.)	1
15	62735	PLUG: .50 NPT	1
16	62736	SHIM-COVER	2
17	64434	PLATE	1
18	1011599	BOLT-HEX: .38 X .75 NC GR5 ZP	8
19	62738	BOLT-HEX: .38 X 1.00 NC GR5 NP	8
20	62742	COVER-OPEN .375 NPT	1
21	62743	PLUG: .38 NPT	1
22	62744	OIL SEAL: 1.75 X .313	2
23	62745	BEARING CUP	2
24	62746	BEARING CONE	2
25	64410	GEAR-29 TOOTH	1
26	64409	THRU SHAFT	1





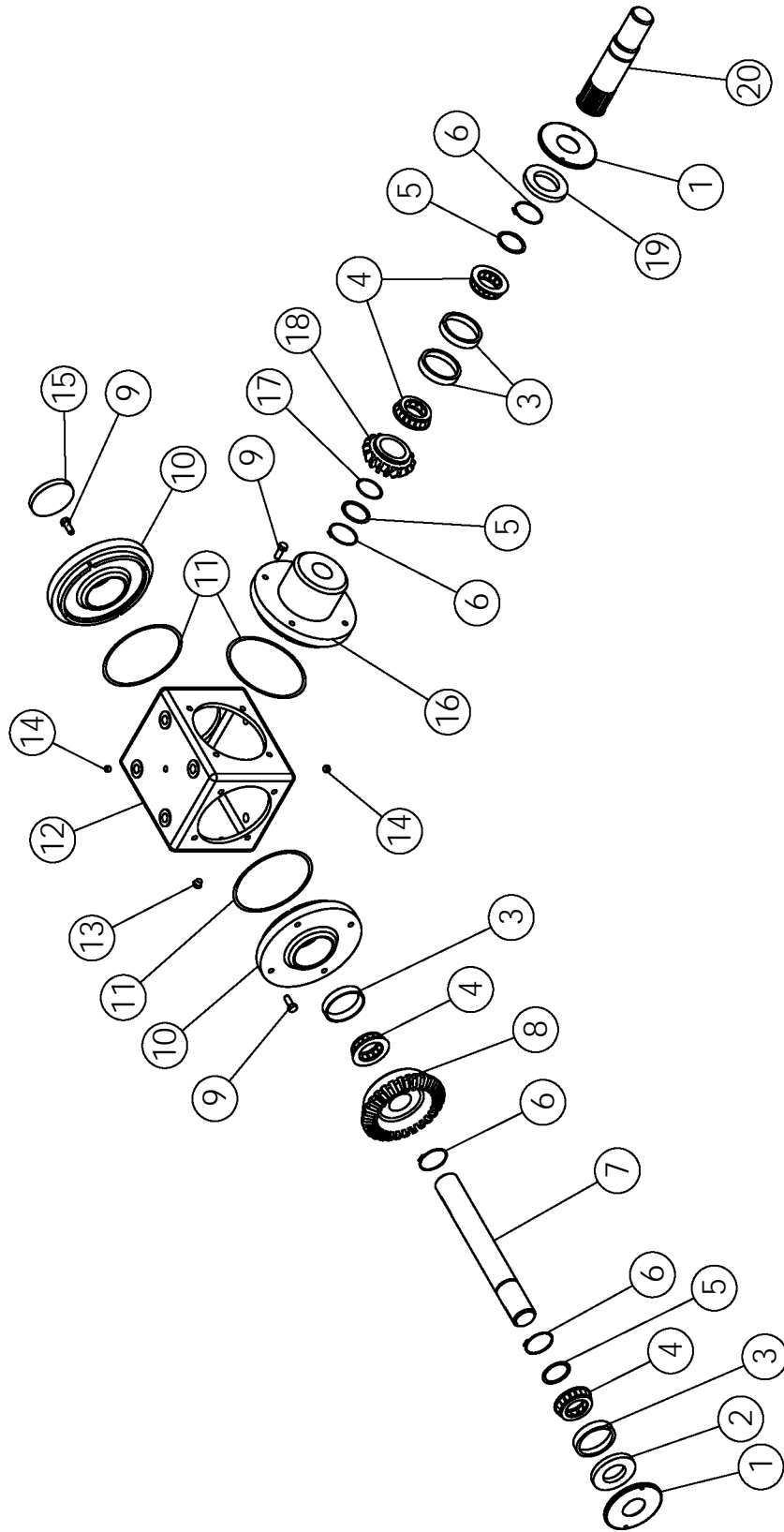
## GEARBOX (1.81:1) #62396 (PRIMARY: ONBOARD OPTION)

ITEM	PART NO.	DESCRIPTION	QTY
1	62721	QUILL SHAFT	1
2	62722	SEAL: 2.00 - 3.26	1
3	62724	SNAP RING	2
4	62723	WASHER 2.00 X .13	2
5	62725	BEARING CONE	2
6	62726	BEARING CUP	2
7	62727	BEARING CUP	2
8	62728	BEARING CONE	2
9	62729	PINION-16 TOOTH	2
10	62730	SHIM: 1.75 X .007	3
11	62731	WASHER 1.75 X .179	2
12	62732	SNAP RING	2
13	62733	CASE-900 SERIES	1
14	64408	VENT PLUG: .50 NPT (SQ. HD.)	1
15	62735	PLUG: .50 NPT	1
16	62736	SHIM-COVER	2
17	62737	QUILL HOUSING	1
18	62738	BOLT-HEX: .38 X 1.00 NC GR5 NP	16
19	62739	QUILL SHAFT	1
20	62740	FLANGE: 'SAE B' -2.00 BOLT	1
21	62741	SFHCS: .38 X .75 NC GR5	4
22	62742	COVER-OPEN .38 NPT	1
23	62743	PLUG: .38 NPT	1
24	62744	OIL SEAL: 1.75 X .31	2
25	62745	BEARING CUP	2
26	62746	BEARING CONE	2
27	64410	GEAR-29 TOOTH	1
28	64409	THRU SHAFT	1



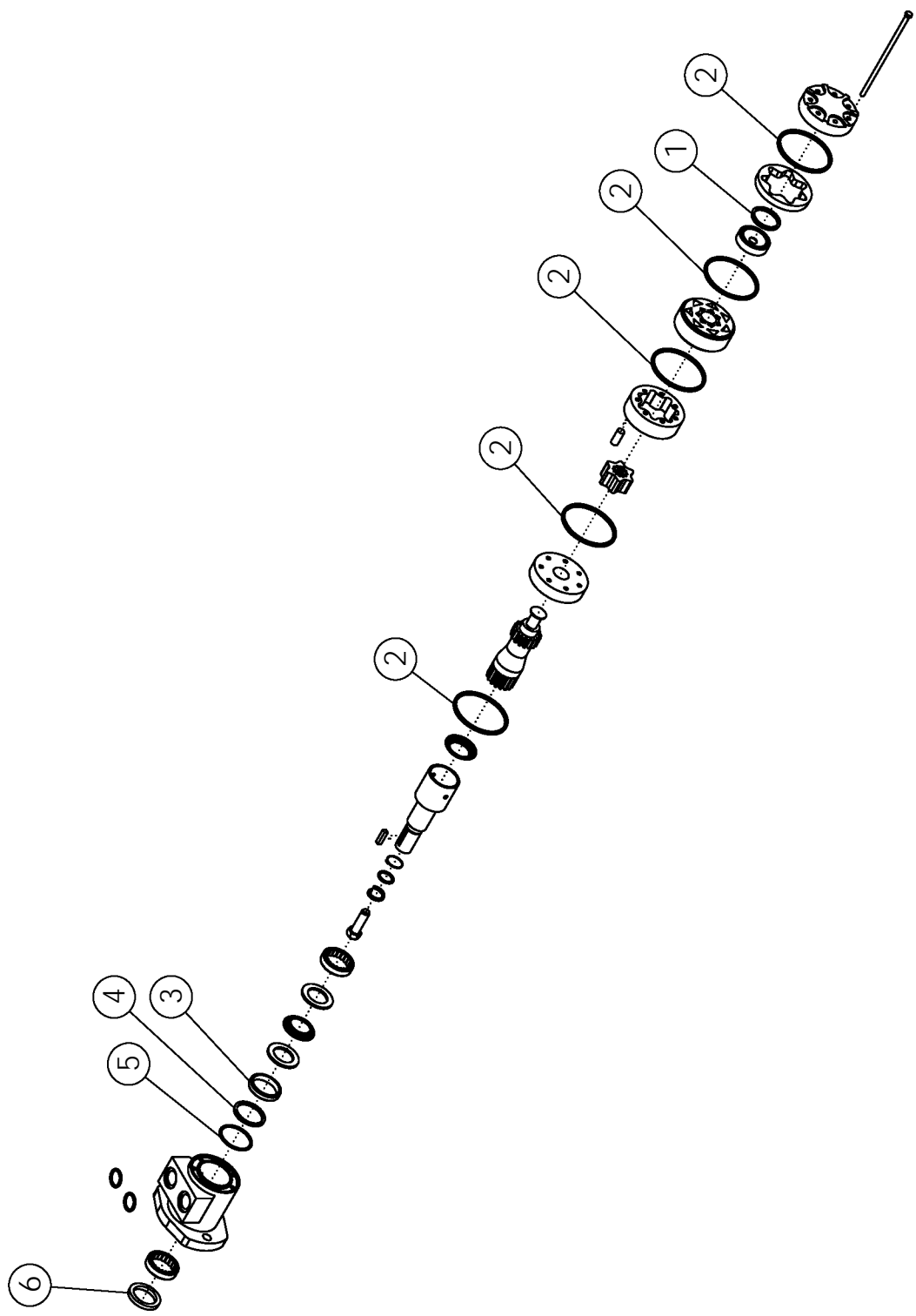
## GEARBOX (1.35:1) #63847 (SECONDARY)

ITEM	PART NO.	DESCRIPTION	QTY
1	64435	QUILL SHAFT	1
2	64436	OIL SEAL	1
3	62732	SNAP RING	3
4	62731	WASHER 1.75 X .179	3
5	62746	BEARING CONE	3
6	62745	BEARING CUP	3
7	62727	BEARING CUP	1
8	64443	BEARING CONE	1
9	64444	GEAR-27 TOOTH	1
10	62730	SHIM: 1.75 X .007	1
11	62733	CASE-900 SERIES	1
12	64445	VENT PLUG: .50 NPT	1
13	62735	PLUG: .50 NPT	1
14	62736	SHIM-COVER	2
15	64434	PLATE	1
16	1011599	BOLT-HEX: .38 X .75 NC GR5 ZP	8
17	62738	BOLT-HEX: .375 X 1.00 NC GR5 NP	8
18	62742	COVER-OPEN .375 NPT	1
19	62743	PLUG: .375 NPT	1
20	62744	OIL SEAL: 1.75 X .313	2
21	64446	SPACER TUBE	1
22	64447	PINION-20T	1
23	64448	CROSS SHAFT	1



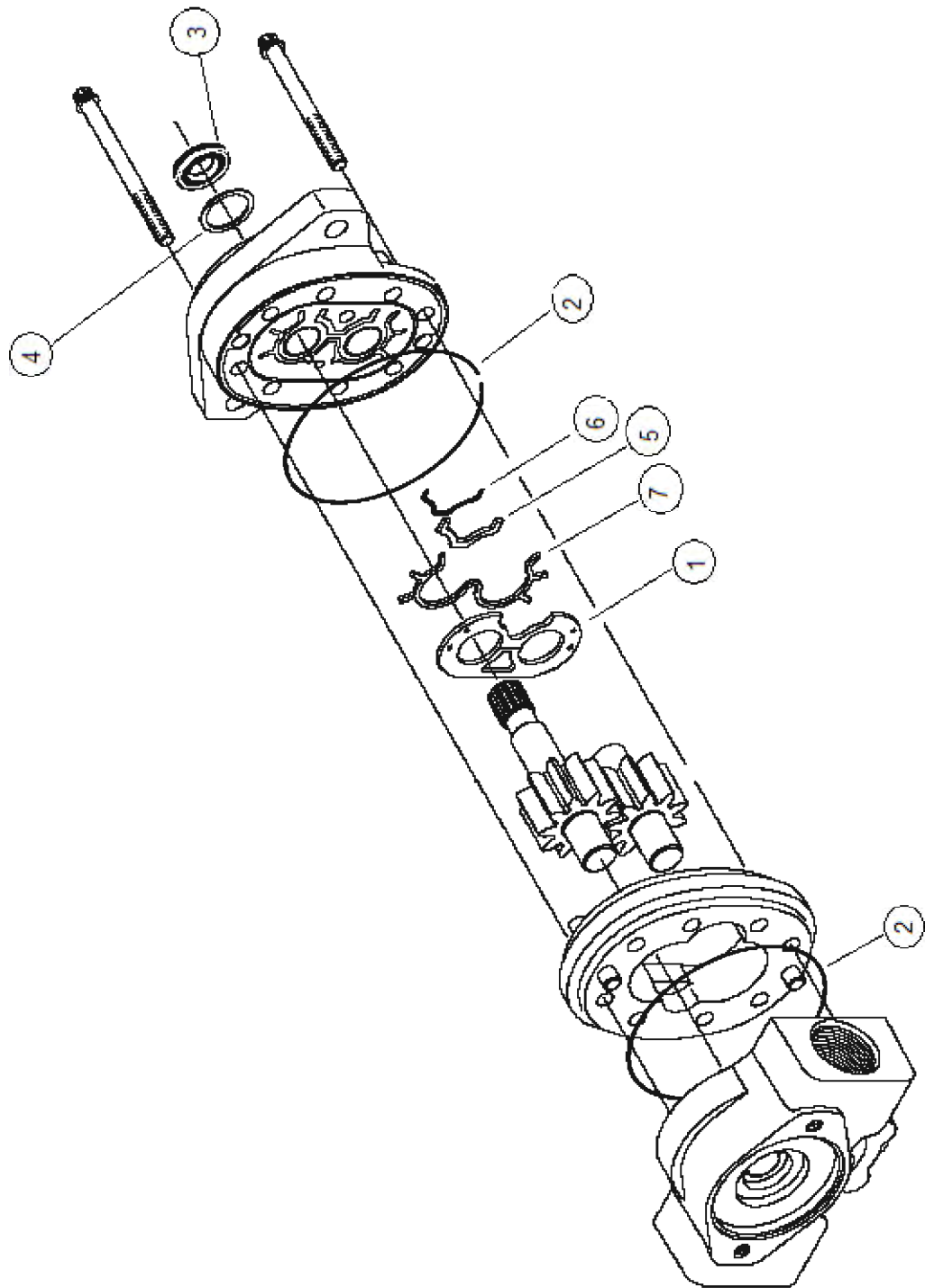
## GEARBOX (1:1.35) # 63848 (REAR SCRUB)

ITEM	PART NO.	DESCRIPTION	QTY
1	64332	SHIELD	2
2	64449	OIL SEAL: 1.375 - 2.375	1
3	64450	BEARING CUP	4
4	64451	BEARING CONE	4
5	64452	WASHER: 2.00 X .179	3
6	64453	SNAP RING	4
7	64454	CROSS SHAFT	1
8	64455	GEAR-23 TOOTH	1
9	62738	BOLT-HEX: .38 X 1.00 NC GR5 NP	12
10	64456	COVER-OPEN	2
11	64457	SHIM-COVER	3
12	64458	CASE-M600-3 PORT	1
13	64333	T-VENT PLUG: .25 NPT (SQ. HD.)	1
14	62743	PLUG: .375 NPT	2
15	64459	EXPANSION PLUG	1
16	64460	COVER	1
17	64461	SHIM: 1.375 X .007	1
18	64462	PINION-17T	1
19	64463	OIL SEAL: 1.375 - 2.562	1
20	64464	PINION SHAFT	1



# MOTOR: 32.3 IN<sup>3</sup> #57686

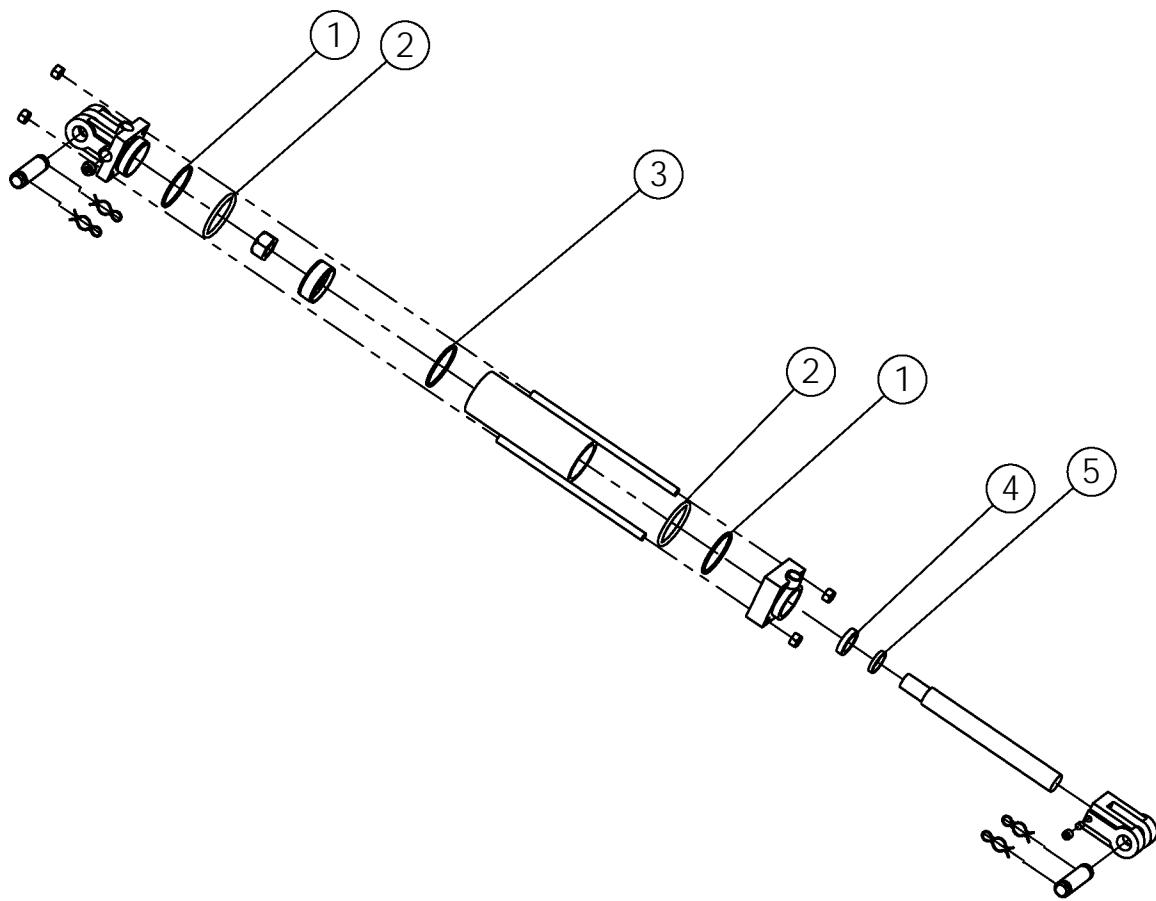
ITEM	PART NO.	DESCRIPTION	QTY
	<b>57880</b>	<b>SEAL KIT</b>	
1		COMMUTATOR SEAL	1
2		SEAL RING	5
3		INNER SEAL	1
4		BACKUP WASHER	1
5		BACKUP WASHER	1
6		DIRT & WATER SEAL	1





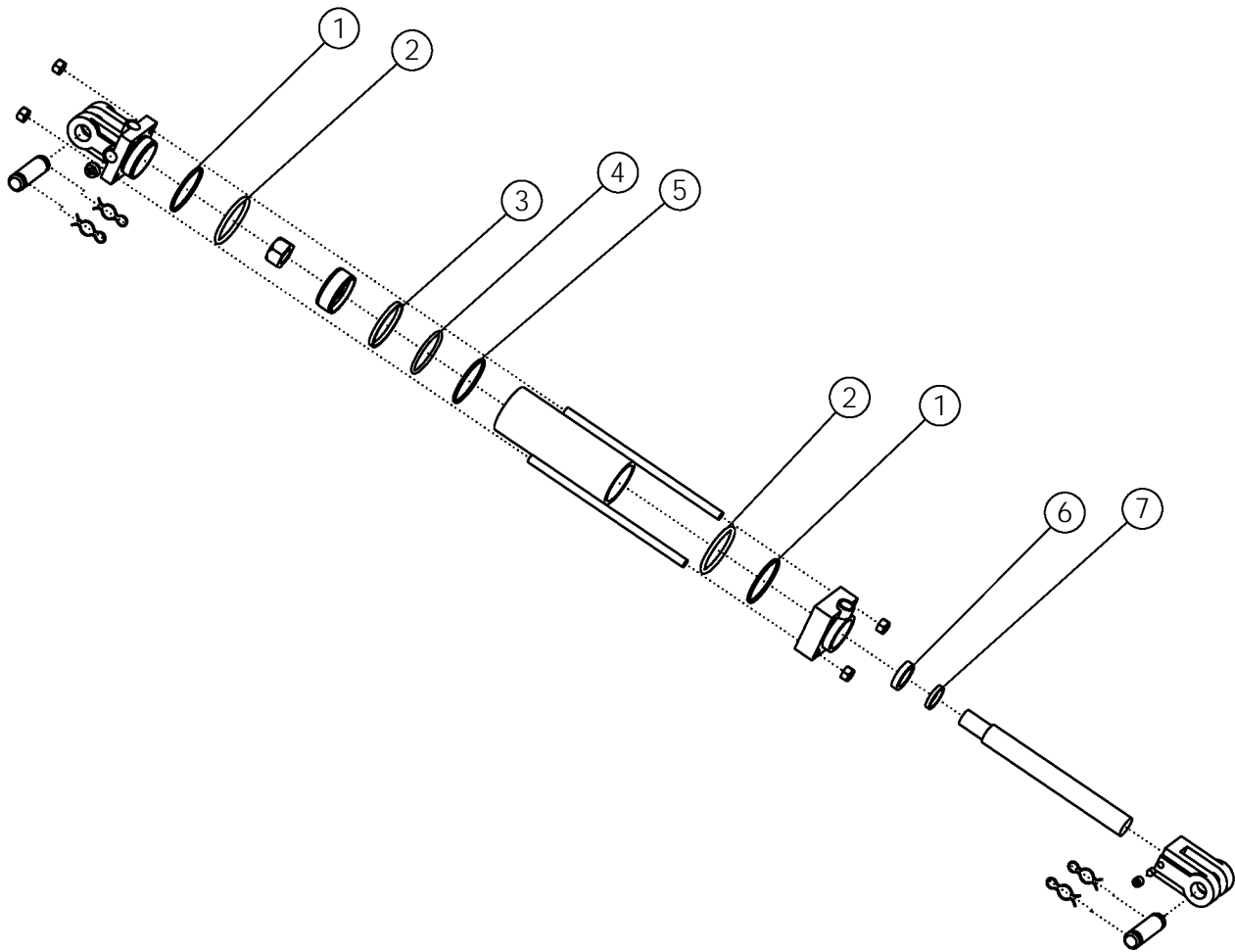
# HYDRAULIC PUMP #63690

ITEM	PART NO.	DESCRIPTION	QTY
	64220	SEAL KIT	
1		WEAR PLATE	1
2		O-RING	2
3		SHAFT SEAL	1
4		WASHER	1
5		BEARING SEAL	1
6		O-RING	1
7		BACKUP GASKET	1



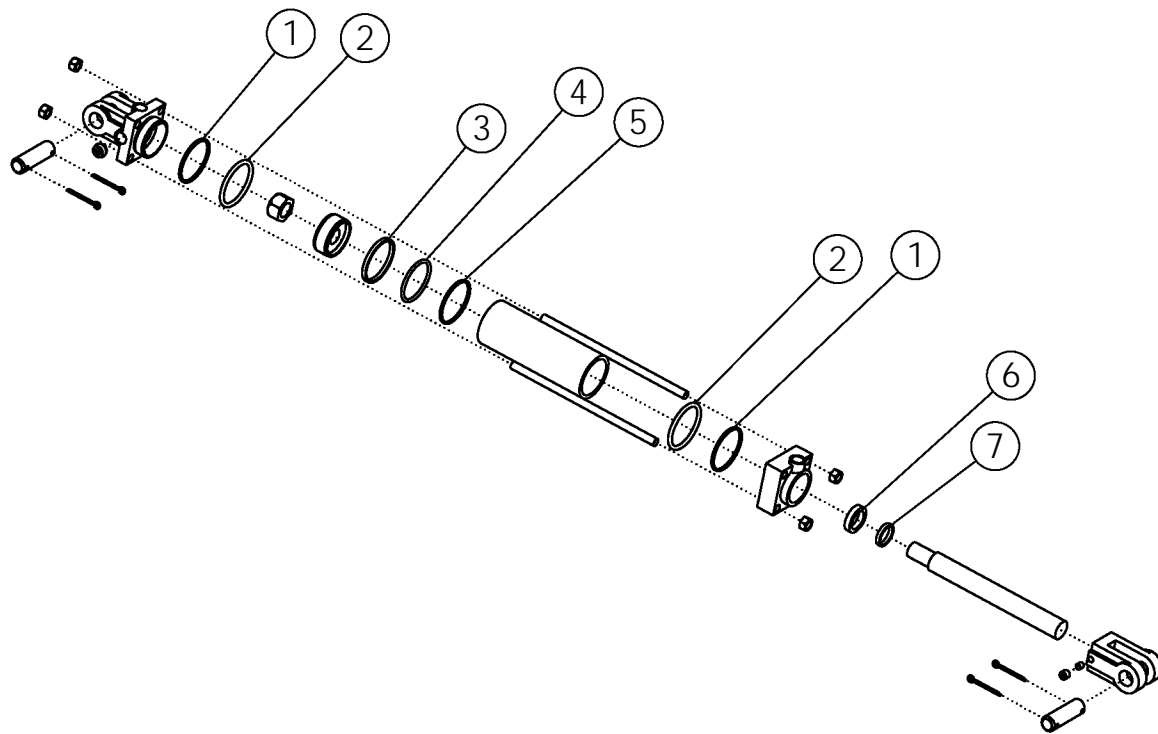
# HYDRAULIC CYLINDER: 2.5X16 #58889

ITEM	PART NO.	DESCRIPTION	QTY
	59242	SEAL KIT - CYLINDER 2.5"; 3000 PSI	
1		BACKUP WASHER - END CAP	2
2		O-RING - END CAP	2
3		PISTON SEAL	1
4		ROD SEAL	1
5		ROD DUST SEAL	1



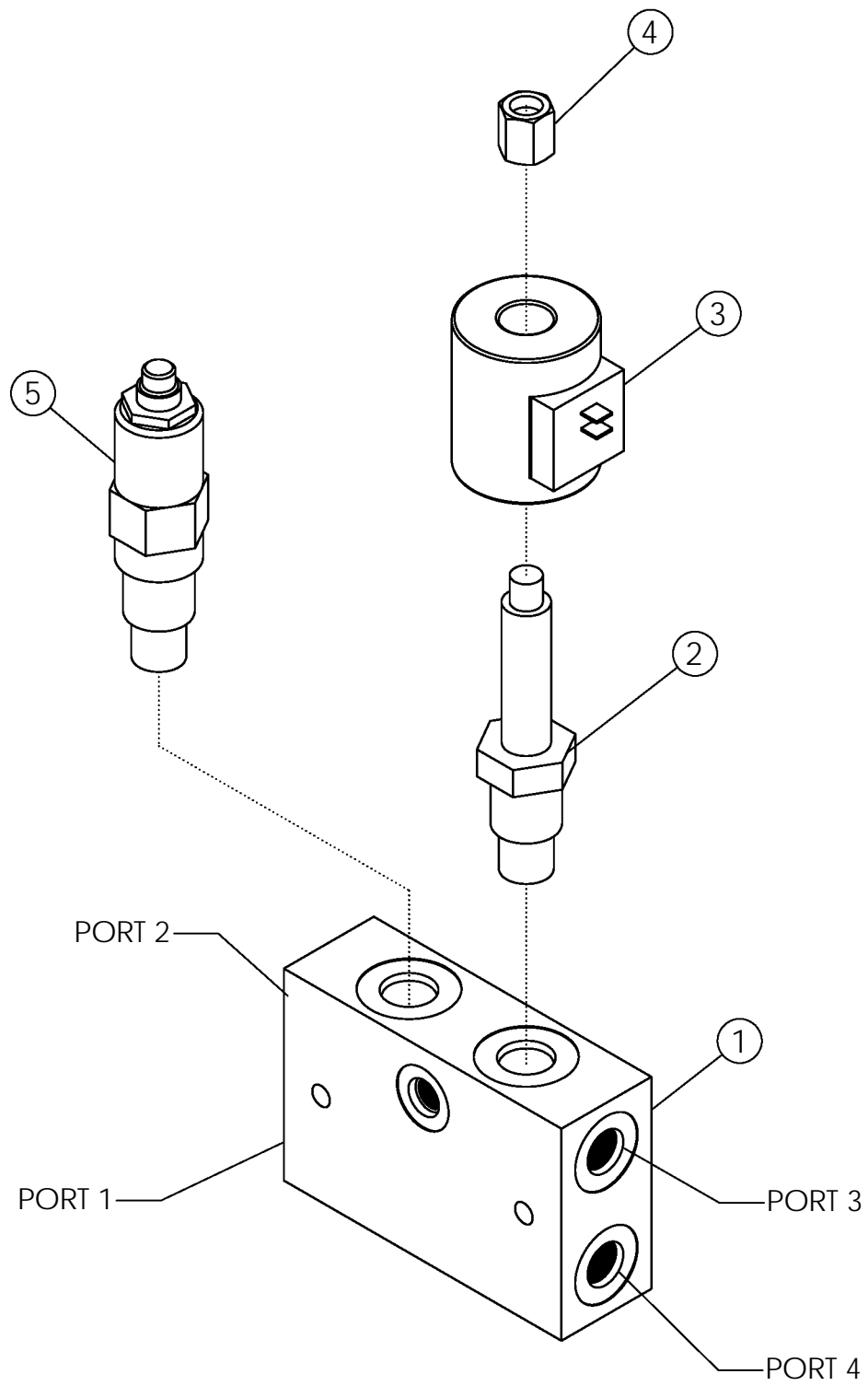
# HYDRAULIC CYLINDER: 4X8 #58891

ITEM	PART NO.	DESCRIPTION	QTY
	59244	SEAL KIT - CYLINDER 4"; 3000 PSI	
1		BACKUP WASHER-END CAP	2
2		O-RING-END CAP	2
3		WEAR RING-PISTON	1
4		O-RING	1
5		PISTON SEAL	1
6		SEAL-ROD WIPER	1
7		SEAL-ROD DUST	1



# HYDRAULIC CYLINDER: 4X10 #62082

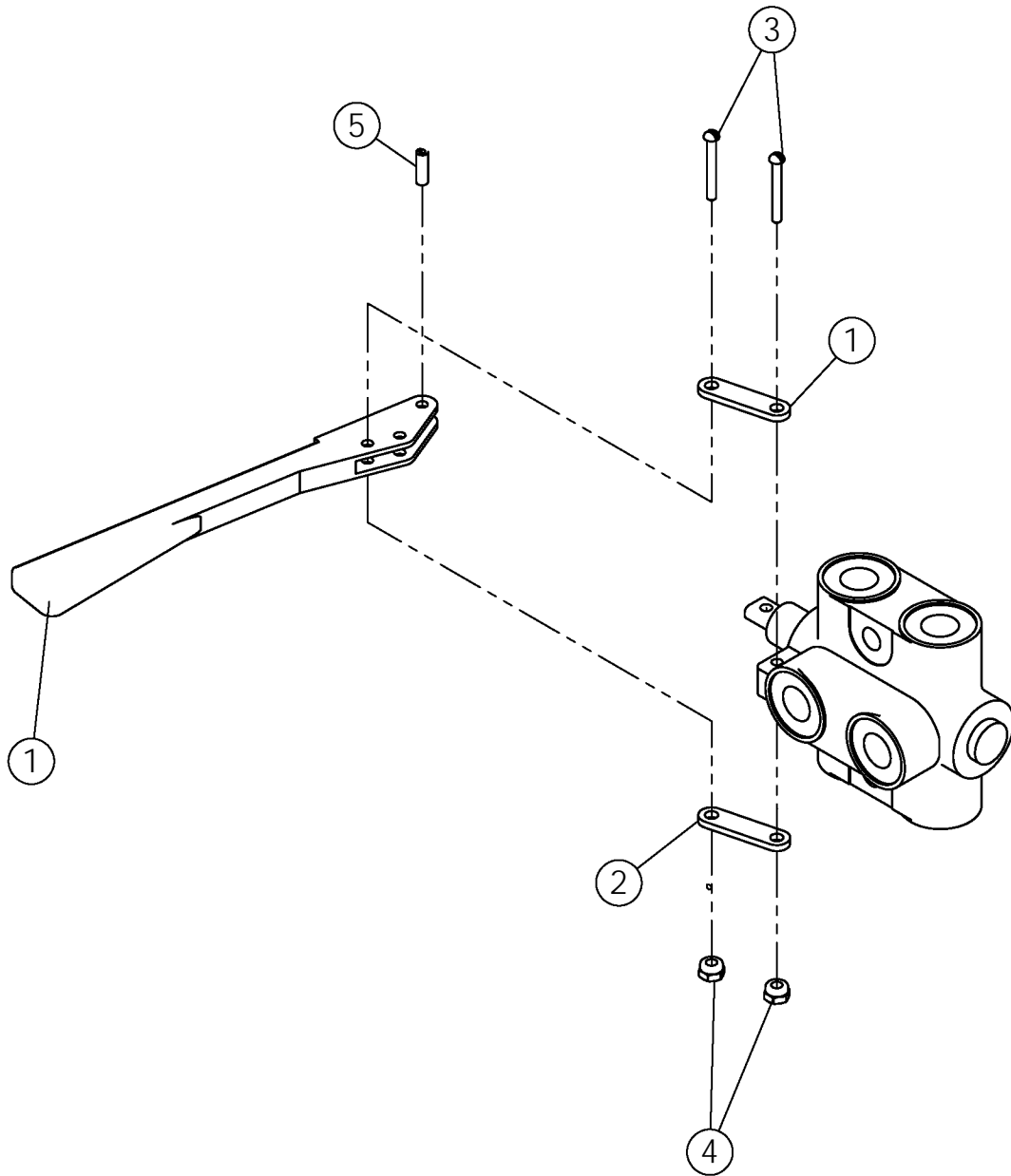
ITEM	PART NO.	DESCRIPTION	QTY
	<b>59244</b>	<b>SEAL KIT - CYLINDER 4"; 3000 PSI</b>	
1		BACKUP WASHER - END CAP	2
2		O-RING - END CAP	2
3		WEAR RING	1
4		O-RING	1
5		PISTON SEAL	1
6		SEAL-ROD WIPER	1
7		SEAL-ROD DUST	1





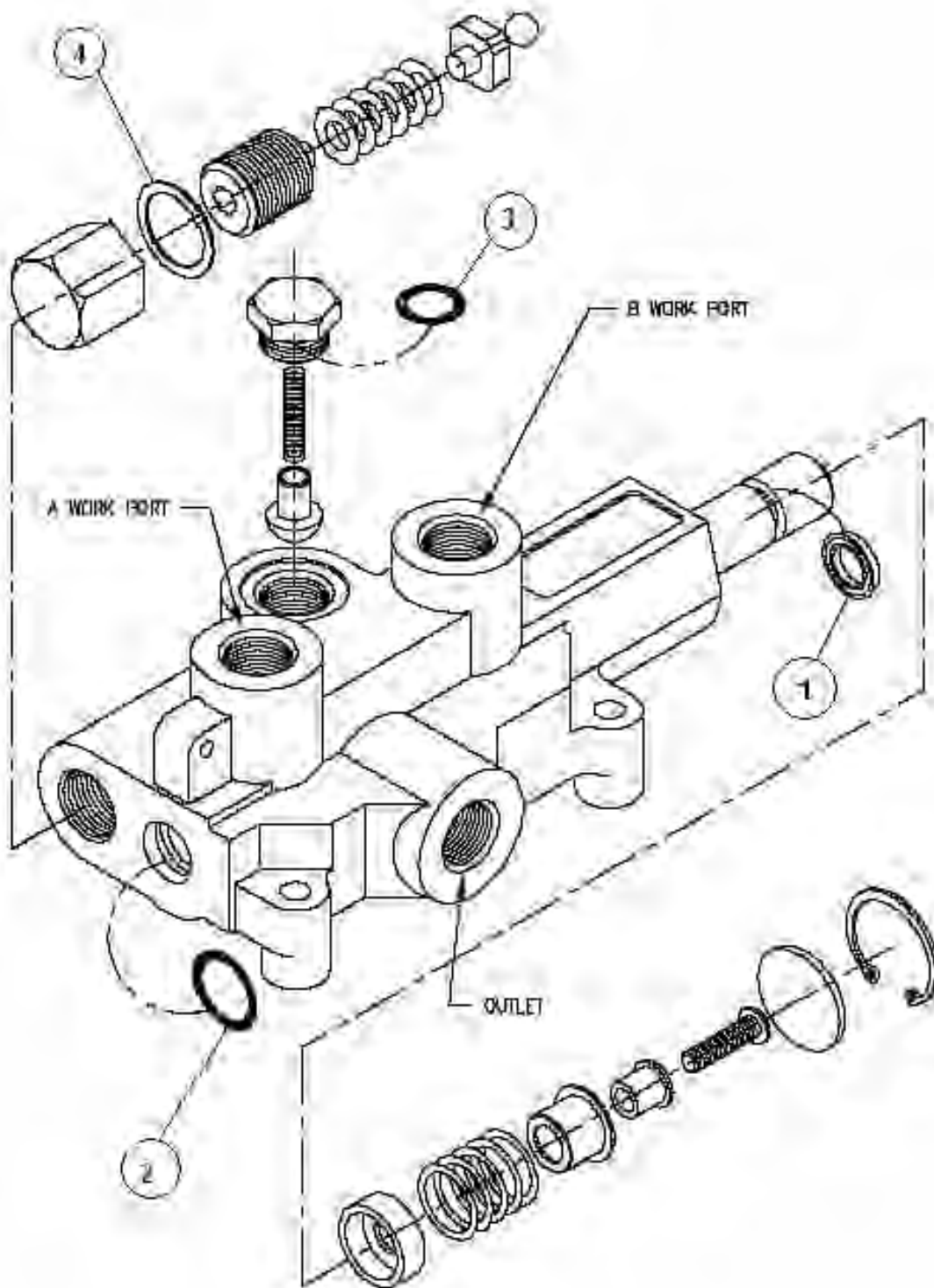
## DUMP & RELIEF VALVE #64687

ITEM	PART NO.	DESCRIPTION	QTY
1	64702	BODY 2 X2 PARALLEL MACHINED	1
2	64703	CARTRIDGE-SOLENOID	1
3	64704	COIL-12VDC DUAL SPADE	1
4	64752	NUT-COIL	1
5	64705	CARTRIDGE-RELIEF	1



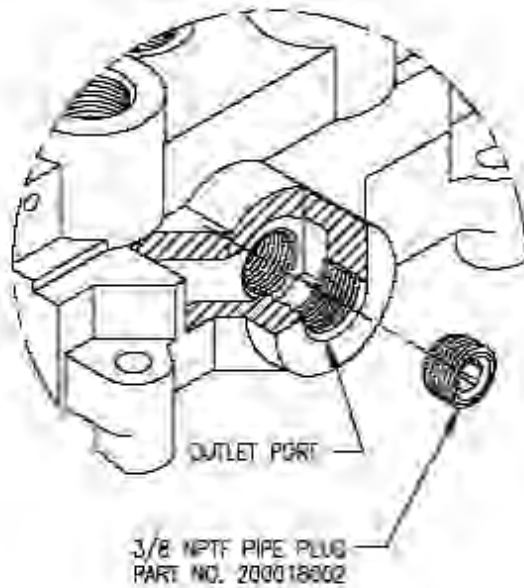
# SELECTOR VALVE #58470

ITEM	PART NO.	DESCRIPTION	QTY
	64432	QUAD RING SEAL KIT	2
	58470-1	HANDLE KIT	1
1	68060	PLATE-TAB SELECTOR VALVE ZP	2
2	1011303	SCREW-MACH RND SLT: #10-24 X 1.25	2
3	65712	NUT-NYLOCK: 10-24 GR2 SS	2
4		HANDLE	1
5		SPRING PIN	1



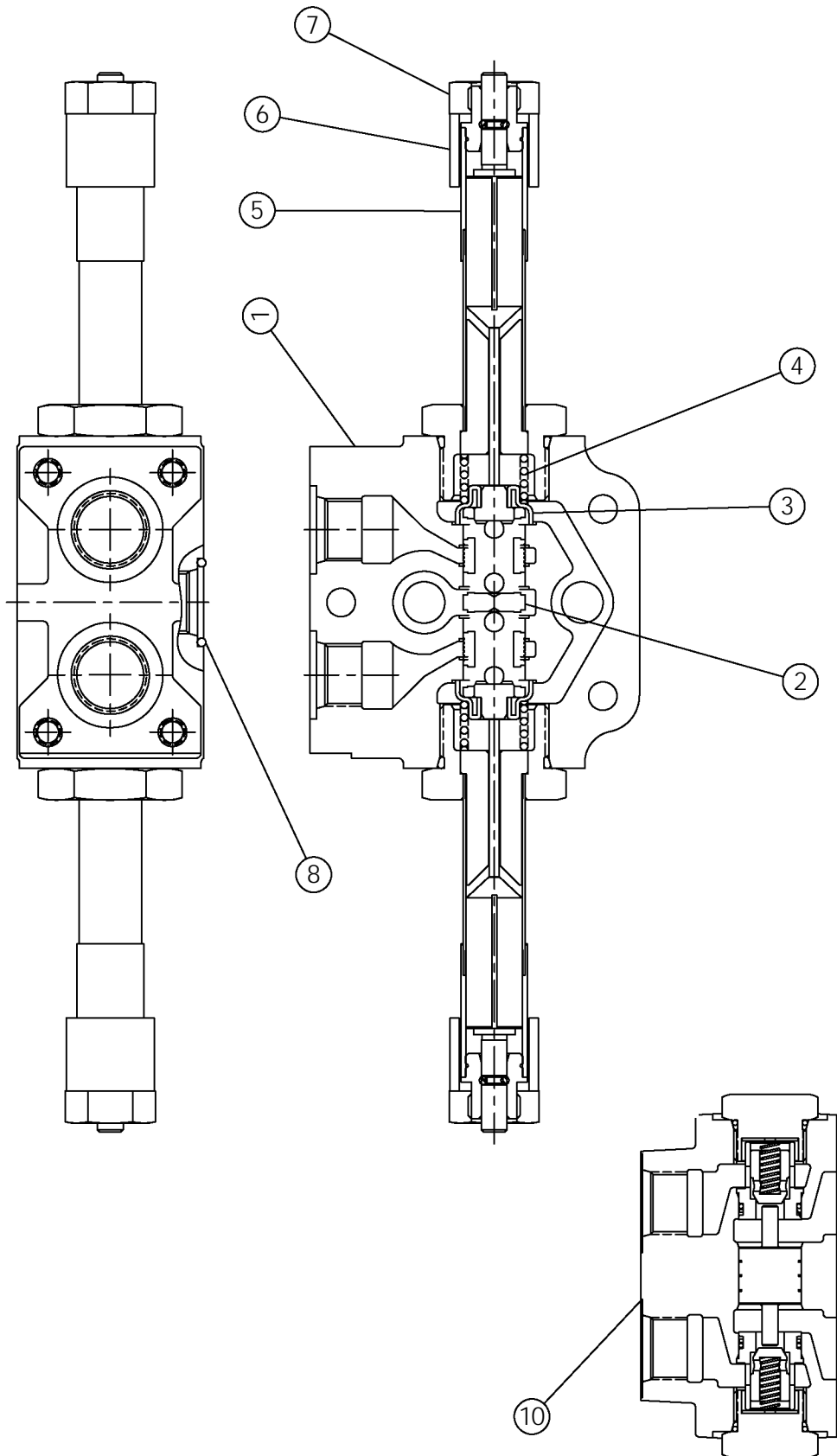
# ROW FINDER VALVE #62350

ITEM	PART NO.	DESCRIPTION	QTY
	62757	SEAL KIT	
1		U-CUP	1
2		O-RING	1
3		O-RING	1
4		ALUMINUM WASHER	1



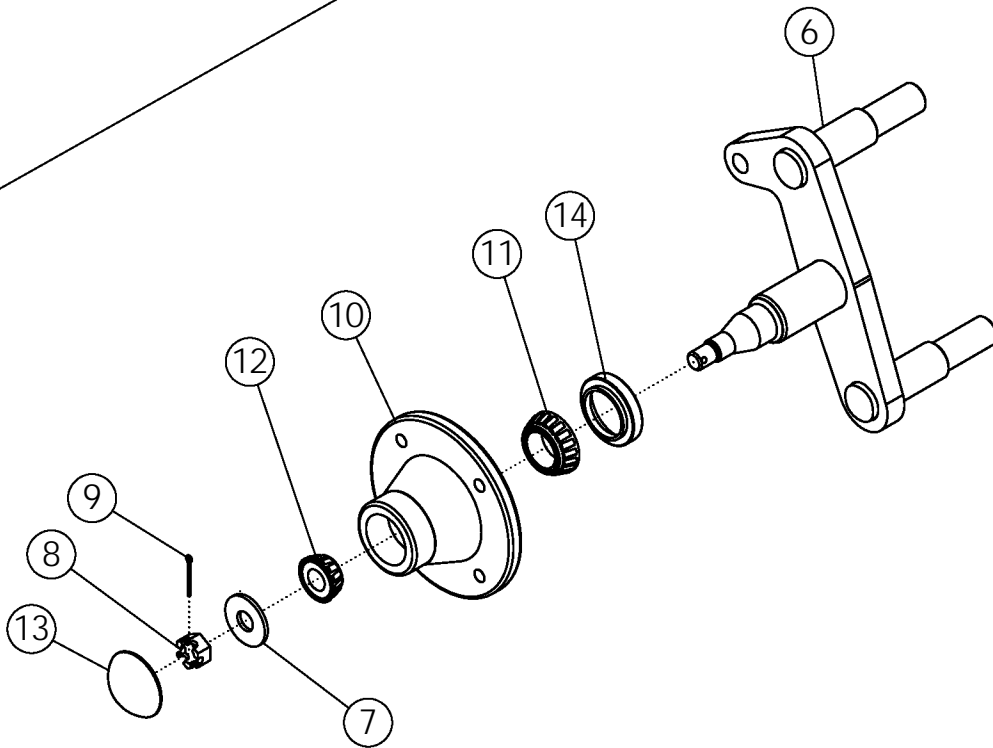
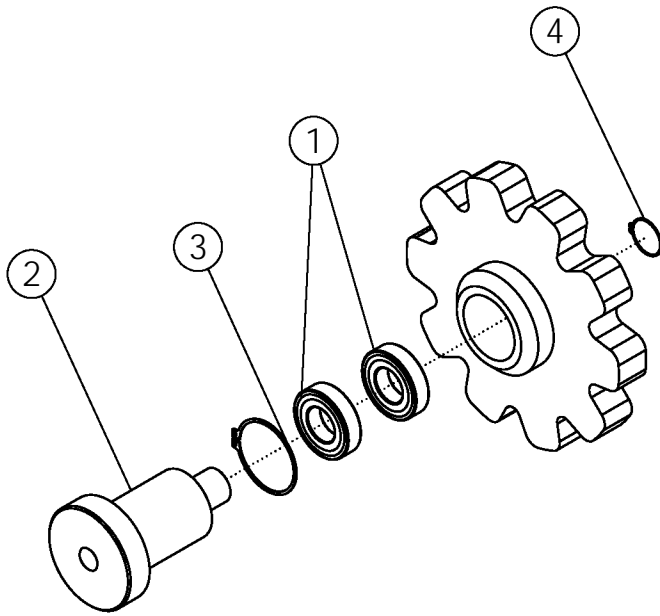
## OPEN CENTER TO CLOSED CENTER CONVERSION

THIS FEATURE ALLOWS AN OTHERWISE OPEN CENTER VALVE TO BE CONVERTED TO CLOSED CENTER OPERATION. AS SHOWN ABOVE, A 3/8 NPTF PIPE PLUG IS INSTALLED IN THE BOTTOM OF THE OUTLET PORT TO BLOCK OPEN CENTER PASSAGE. A PIPE THREAD SEALANT SHOULD BE USED. THIS FEATURE IS STANDARD ON ALL VALVES WITH 3/4 NPTF INLET AND OUTLET PORTS. THE PIPE PLUG IS INCLUDED WITH THESE MODELS. DISCARD THE PIPE PLUG IF THE VALVE IS USED ON AN OPEN CENTER APPLICATION.



# DIRECTIONAL CONTROL VALVE #63673 & #63687

ITEM	PART NO.	DESCRIPTION	QTY
	PARKER HYDRAULICS		
1	4014383	BODY	1
2	6029640	SPOOL S/A	1
3	4014541	RETAINER	2
4	4014516	SPRING	2
5	6013082	TUBE S/A	2
6	4014550	SLEEVE	2
7	1006024	COIL NUT	2
8	2118N-7	O-RING	2
9	6034160L8	COIL (NOT SHOWN)	2
10	64413	VALVE-LOCK DOUBLE PILOT OPERATED	1





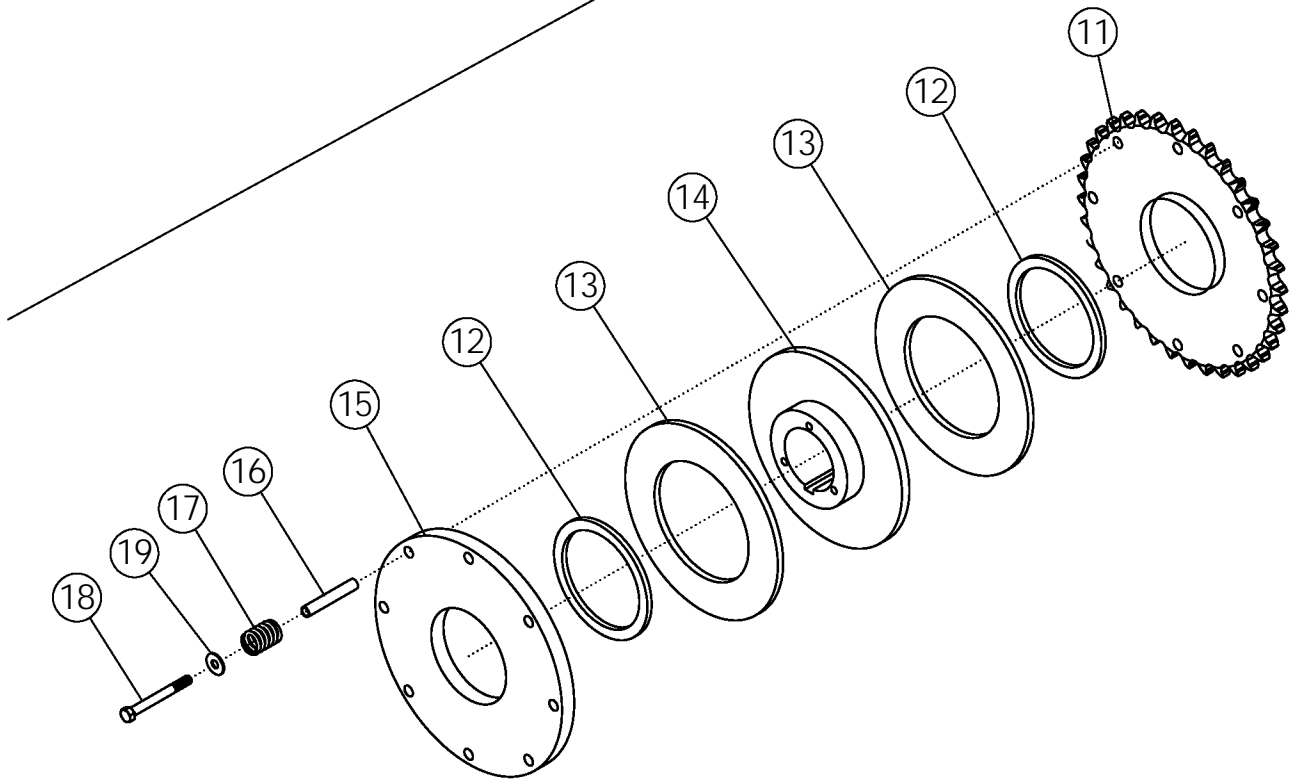
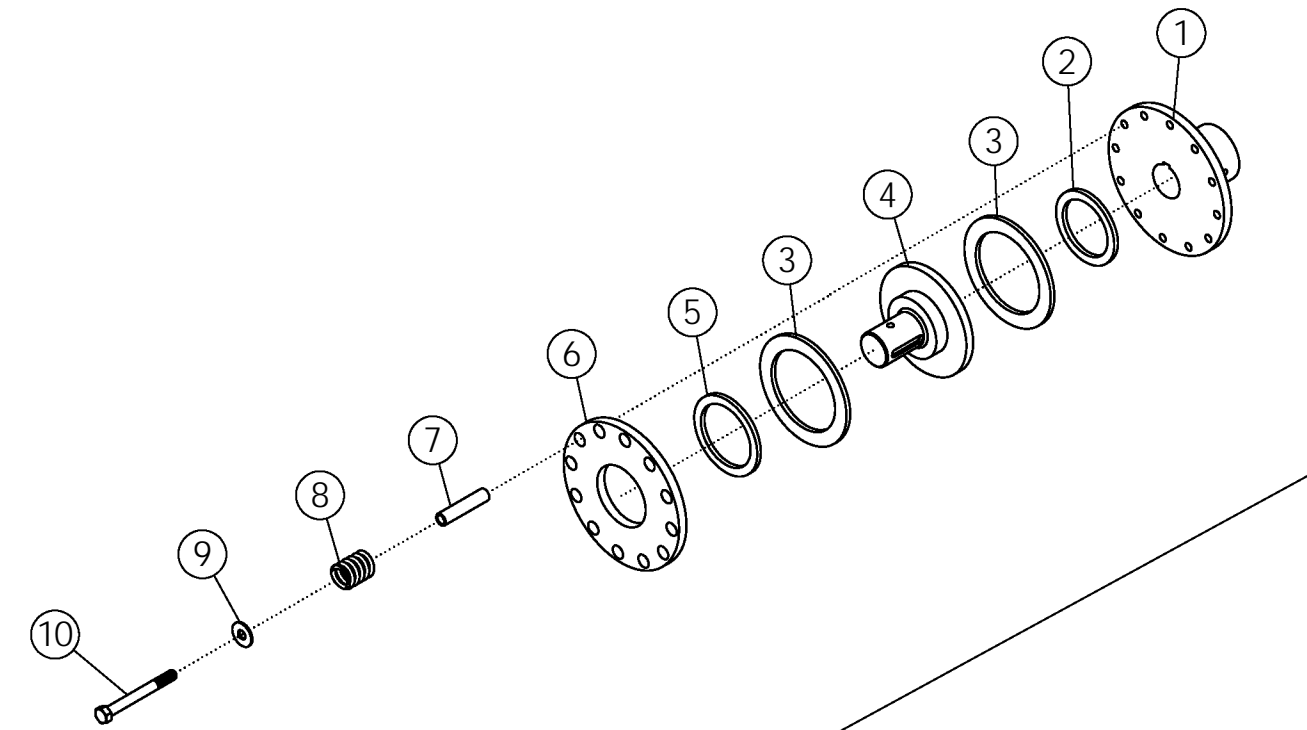
## SPROCKET #63813

ITEM	PART NO.	DESCRIPTION	QTY
1	54108	BEARING 2"	2
2	54151	SNAP RING SR11	1
3	54154	SNAP RING SR3	1
4	56892	STUB SHAFT	1

## BELT TIGHTENER #56422

ITEM	PART NO.	DESCRIPTION	QTY
6	56421	WLDMT - SPINDLE	1
7	1013623	BUSHING-MACH: .63 NP	1
8	1013625	NUT-HEX: SLOT .63 NF GR5 ZP	1
9	1013626	PIN-COTTER: .16 X 1.25 ZP	1
10	1015157*	HUB	1
11	1012356*	CONE-BEARING	1
12	1013620*	CONE-BEARING	1
13	1013622*	HUB CAP	1
14	1029527*	SEAL	1
15	1011748*	ZERK-GREASE	1
16	56951	ASSY-HUB	1

\*Items are included in item 16



## SLIP CLUTCH (IN-LINE) #57926

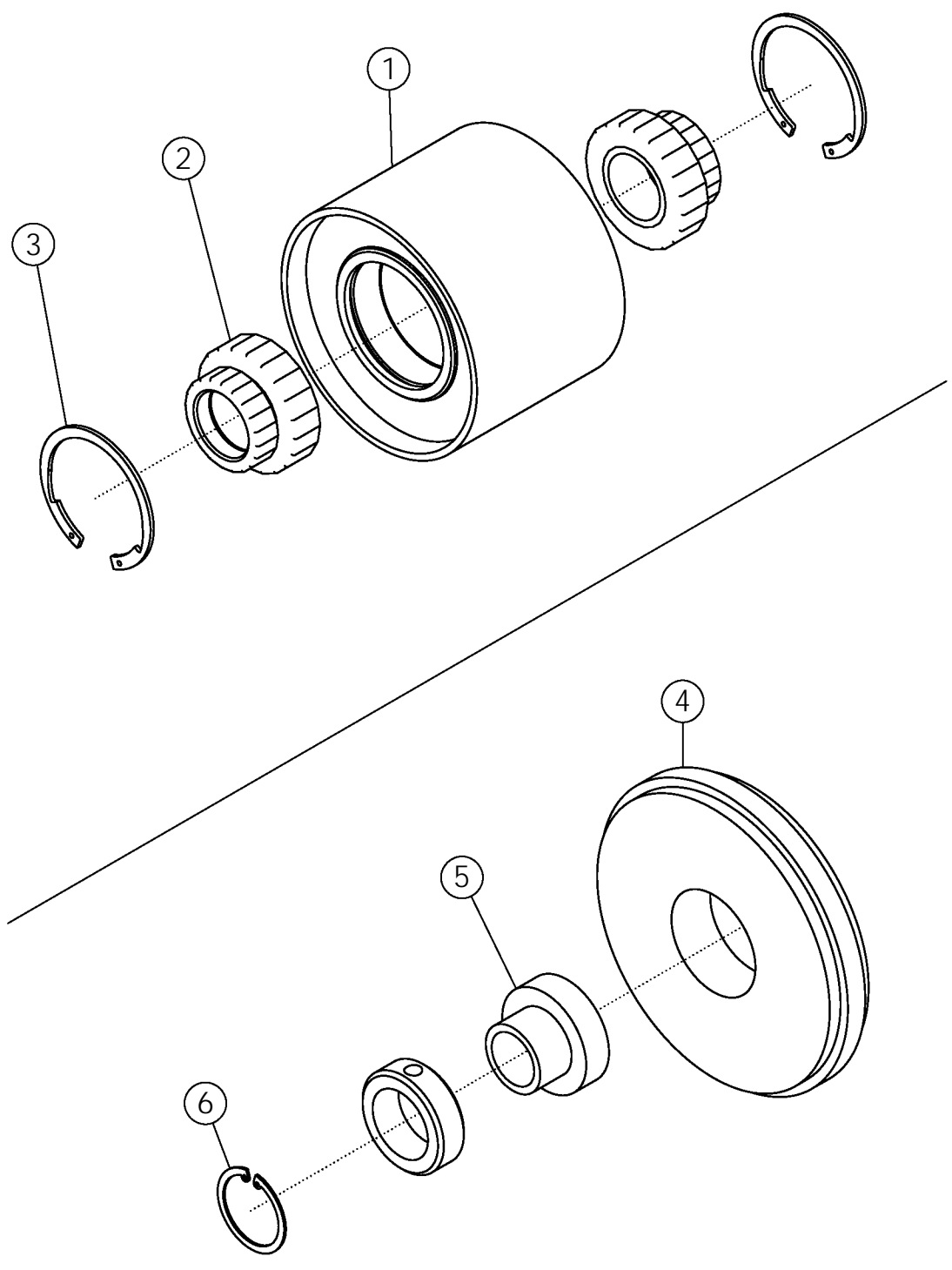
ITEM	PART NO.	DESCRIPTION	QTY
1	58168	HUB-DRIVE	1
2	58169	BUSHING-BRONZE	1
3	58170	DISC-FIBER	2
4	58171	HUB-SLIP CLUTCH	1
5	58172	BUSHING-BRONZE	1
6	58173	PLATE-SLIP CLUTCH	1
7	58565	TUBE-SLIP CLUTCH	6
8	58174	SPRING-SLIP CLUTCH	6
9	1011828	WASHER-FLAT: .38 ZP	6
10	1013239	BOLT-HEX: .38 X 3.00 NC GR5 ZP	6

## SLIP CLUTCH/SPOCKET #57993

ITEM	PART NO.	DESCRIPTION	QTY
11	58177	SPROCKET	1
12	58207	BUSHING-BRONZE	2
13	58215	DISC-FIBER	2
14	58209	HUB-CLUTCH	1
15	58211	PLATE-SLIP CLUTCH	1
16	58213	TUBE-SLIP CLUTCH (2.870")	8
17	58174	SPRING-SLIP CLUTCH	8
18	58176	BOLT-HEX: .38 X 3.50 NC GR5 ZP	8
19	1011828	WASHER-FLAT: .38 ZP	8

## SLIP CLUTCH/SPOCKET #58335

ITEM	PART NO.	DESCRIPTION	QTY
11	58566	SPROCKET	1
12	58208	BUSHING-BRONZE	2
13	58216	DISC-FIBER	2
14	58210	HUB-CLUTCH	1
15	58212	PLATE-SLIP CLUTCH	1
16	58565	TUBE-SLIP CLUTCH (PTG)	6
17	58174	SPRING-SLIP CLUTCH	6
18	1013239	BOLT-HEX: .38 X 3.00 NC GR5 ZP	6
19	1011828	WASHER-FLAT: .38 ZP	6

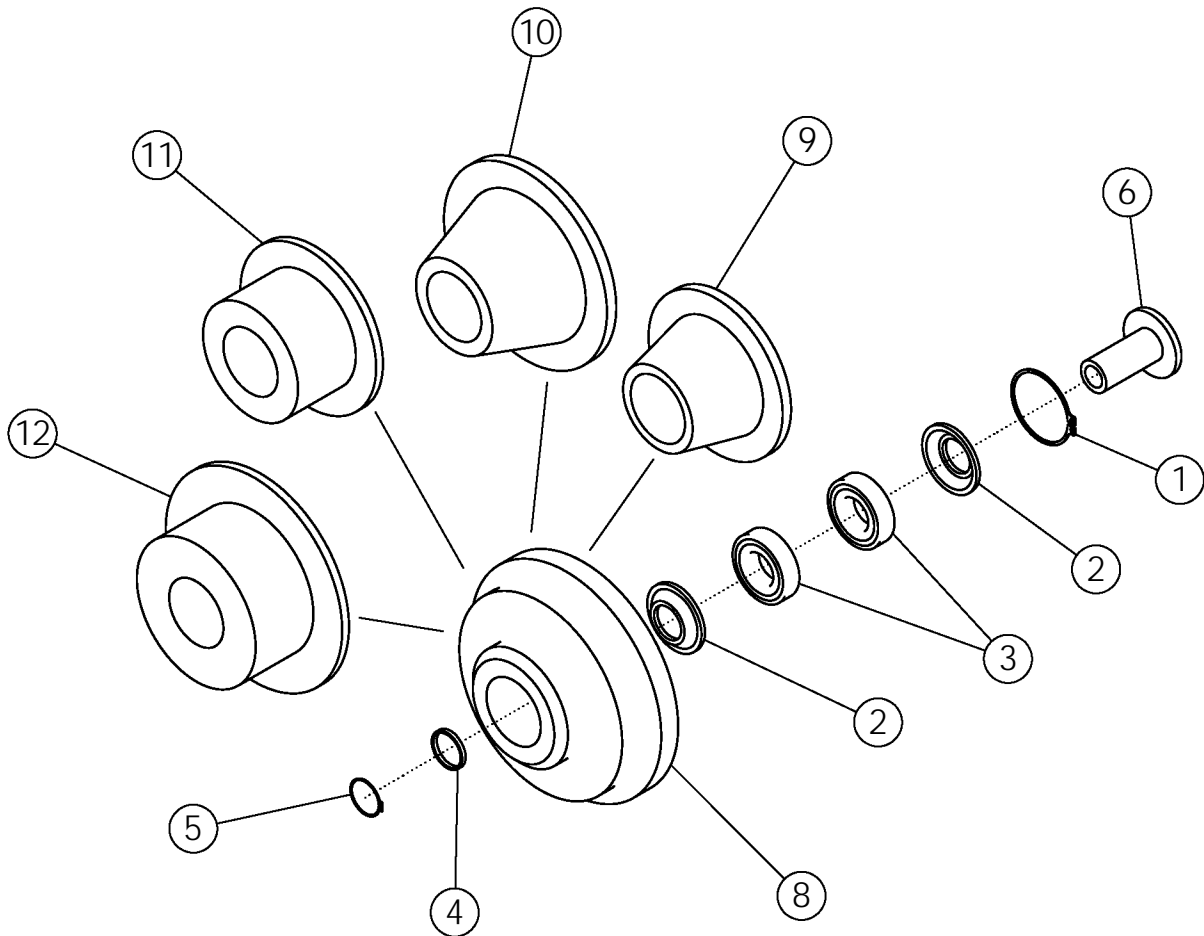
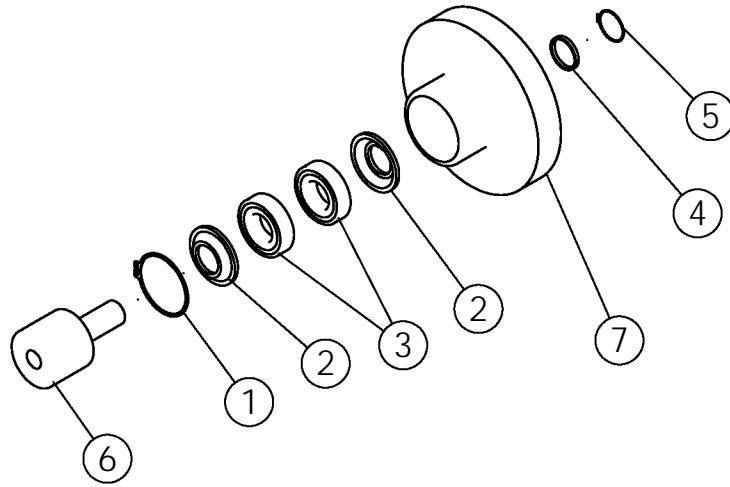


## IDLER PULLEY #56406

ITEM	PART NO.	DESCRIPTION	QTY
1	56405	WLDMT-PULLEY	1
2	56399	BALL BEARING 1.75	2
3	56400	RETAINING RING	2

## SPROCKET IDLER #56851

ITEM	PART NO.	DESCRIPTION	QTY
4	58807	ROLLER-IDLER	1
5	58806	BEARING-IDLER	1
6	58805	SNAP-RING	1

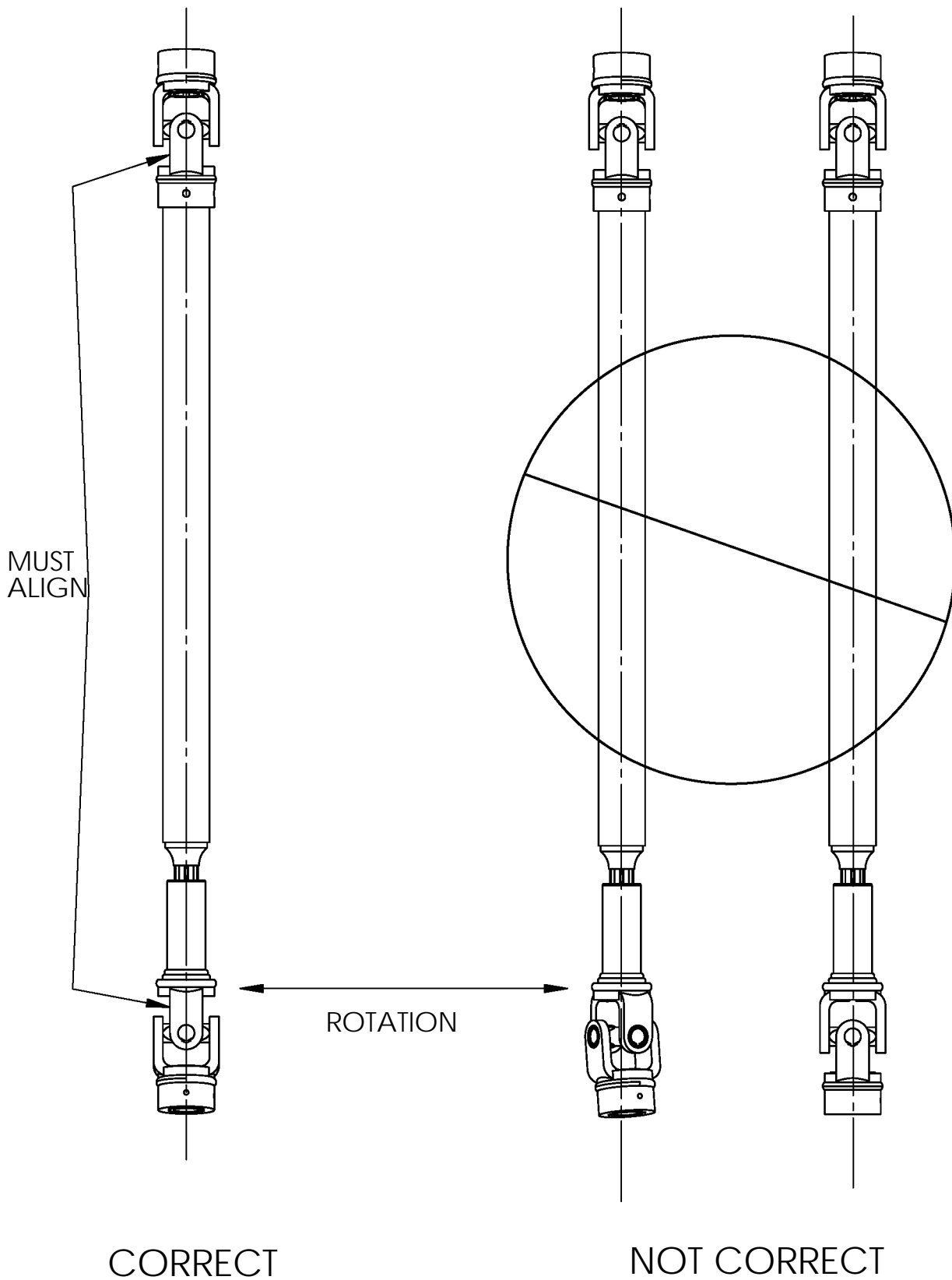


# ROLLERS

ITEM	PART NO.	DESCRIPTION	QTY
1	54151	SNAP RING SR11	1
2	54152	WASHER	2
3	54108	BEARING 2"	2
4	54153	SPACER-NRS	1
5	54154	SNAP RING SR3	1
6	56885	STUB SHAFT	1
7	54042*	ROLLER-STEP 6"	1
6	56889	STUB SHAFT	1
8	53951*	ROLLER-STEP FLANGE 7"	1
6	54155	STUB SHAFT	1
9	53699*	ROLLER-CONE 4"	1
6	54155	STUB SHAFT	1
10	53950*	ROLLER-CONE 6"	1
6	56887	STUB SHAFT	1
11	54041*	ROLLER-RUBBER FLANGE 5"	1
6	54155	STUB SHAFT	1
12	59057*	ROLLER-RUBBER FLANGE 6.5"	1

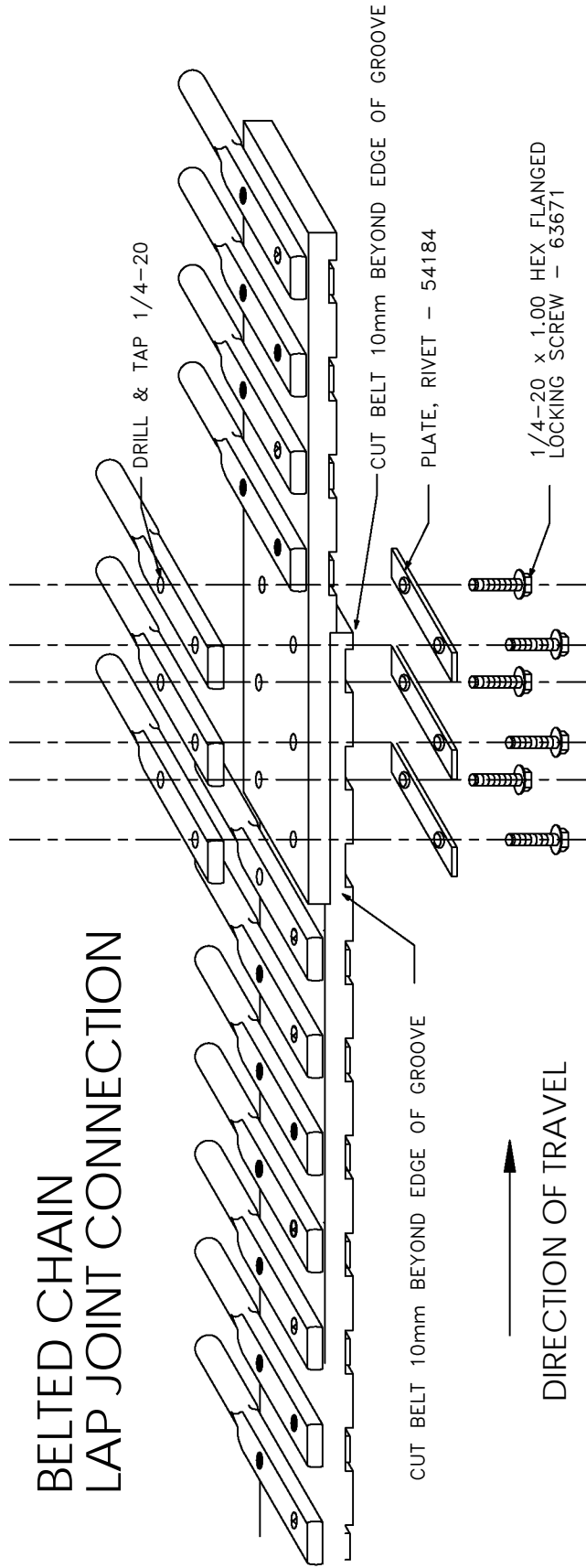
\* COMES WITH ITEMS 1-6

# SCRUB DRIVELINE ASSEMBLY

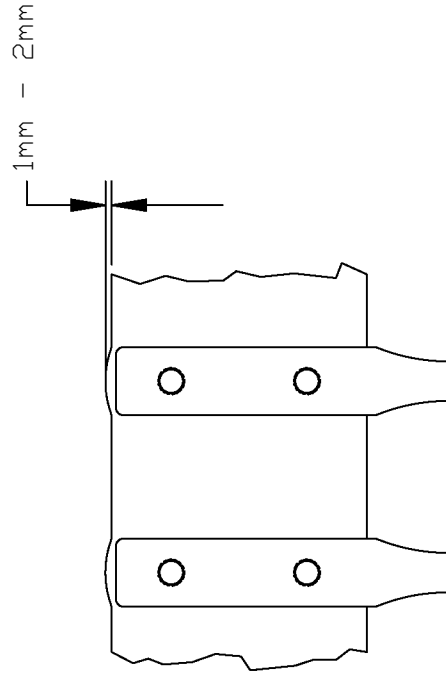




# BELTED CHAIN LAP JOINT CONNECTION



WARNING : ENSURE THAT SCREWS ARE SUFFICIENTLY TIGHT TO PRODUCE A BULGE AT THE EDGE OF THE BELT OF BETWEEN 1 AND 2mm (SEE DIAGRAM). FAILURE TO DO SO MAY CAUSE PREMATURE FAILURE AND VOID YOUR WARRANTY

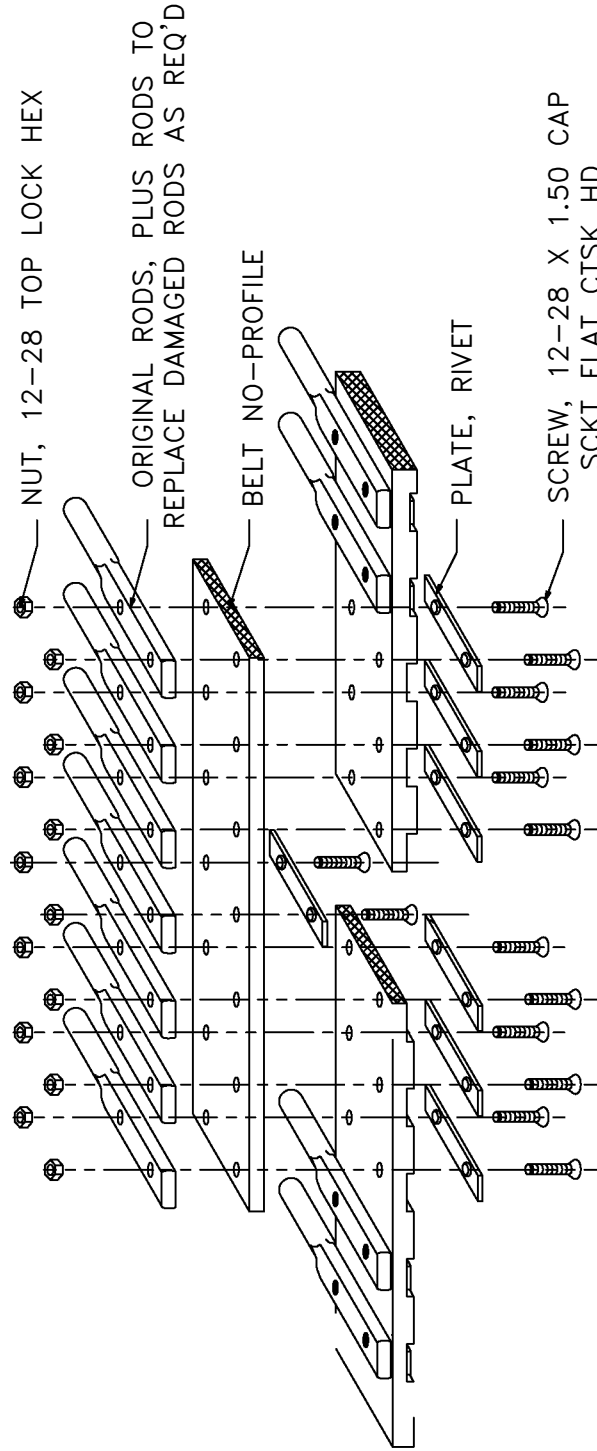


- .50 Ø RODS
- DRILL & TAP .250-20
- STRAIGHT - #59168
- UP - #64757
- DOWN - #59169

# REPAIR KIT - BELTED CHAIN #59180

## KIT CONSISTS OF:

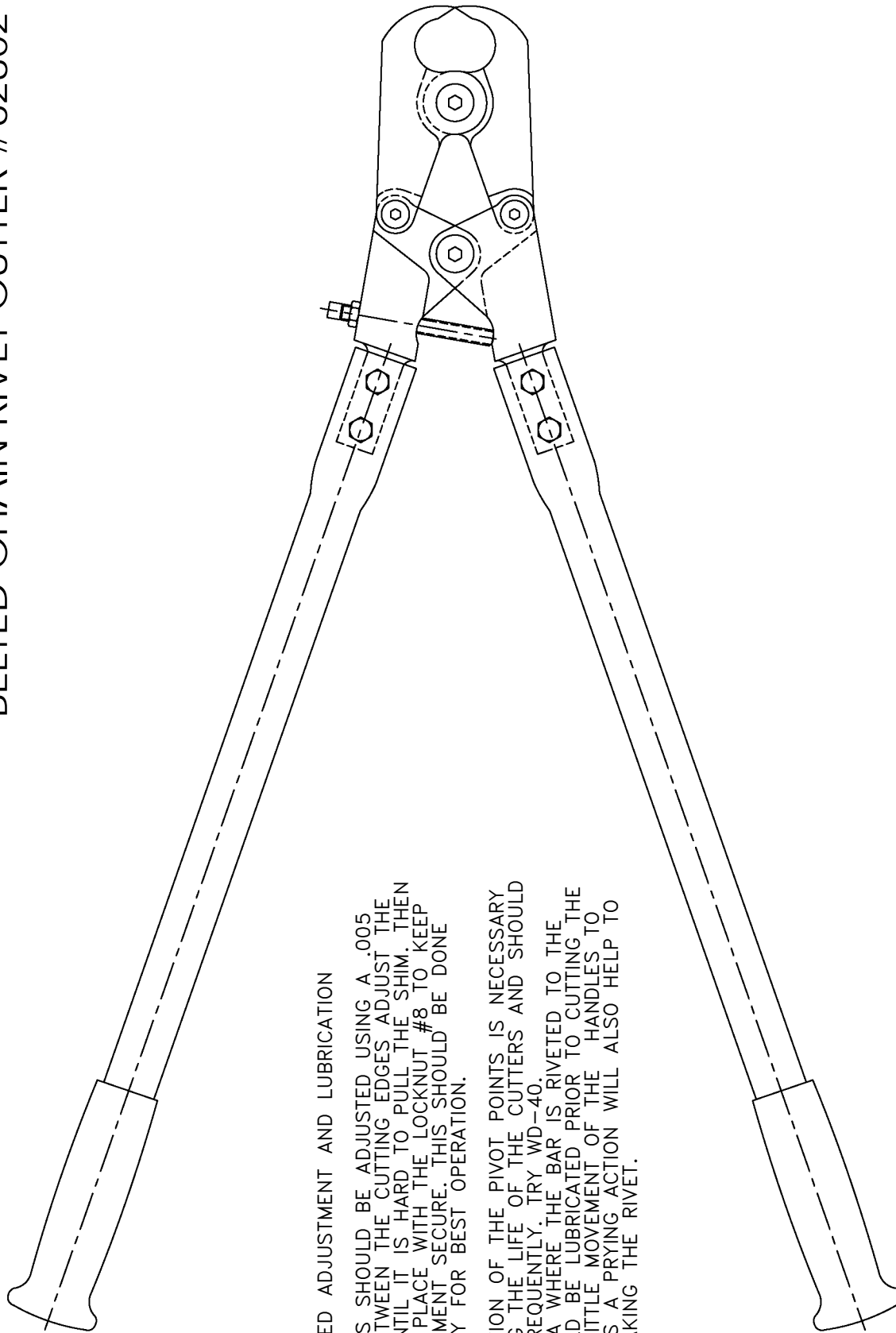
- 1.25 FT - BELT, NO-PROFILE
- 8 EA - PLATE, RIVET
- 16 EA - SCREW
- 16 EA - NUT



## REPAIR PROCEDURE

1. REMOVE RIVETS 3 PITCHES (MIN) EACH SIDE OF DAMAGED BELT.
2. TRIM OUT DAMAGED BELT.
3. CUT NO-PROFILE BELT TO GIVE MINIMUM OF 3 PITCHES OVERLAP BOTH SIDES OF DAMAGE.
4. LAY NO-PROFILE BELT ON BELT TO BE REPAIRED AND DRILL HOLES TO MATCH PITCH.
5. ASSEMBLE AS SHOWN.
6. TIGHTEN SCREWS TO FORM APPROXIMATELY 2mm BELT SWELL AT BOLTED JOINT.
7. CUT OFF SCREWS NEXT TO NUTS.
8. PEEN SCREWS TO SECURE NUTS.

# BELTED CHAIN RIVET CUTTER #62802



## RECOMMENDED ADJUSTMENT AND LUBRICATION

1. THE JAWS SHOULD BE ADJUSTED USING A .005 IN. SHIM BETWEEN THE CUTTING EDGES. ADJUST THE BOLT #7 UNTIL IT IS HARD TO PULL THE SHIM. THEN LOCK IT IN PLACE WITH THE LOCKNUT #8 TO KEEP THE ADJUSTMENT SECURE. THIS SHOULD BE DONE PERIODICALLY FOR BEST OPERATION.
2. LUBRICATION OF THE PIVOT POINTS IS NECESSARY TO PROLONG THE LIFE OF THE CUTTERS AND SHOULD BE DONE FREQUENTLY. TRY WD-40.
3. THE AREA WHERE THE BAR IS RIVETED TO THE BELT SHOULD BE LUBRICATED PRIOR TO CUTTING THE RIVETS. A LITTLE MOVEMENT OF THE HANDLES TO THE SIDE AS A PRYING ACTION WILL ALSO HELP TO FINISH BREAKING THE RIVET.