

# PARTS MANUAL

2022

2720 HARVESTER SCRUB

12 ROW 22

8 ROW 30

**Amity**  
TECHNOLOGY



2800 7<sup>th</sup> Avenue North  
Fargo, ND 58102

Phone: (701) 232-4199

Fax: (701) 234-1716

[www.amitytech.com](http://www.amitytech.com)



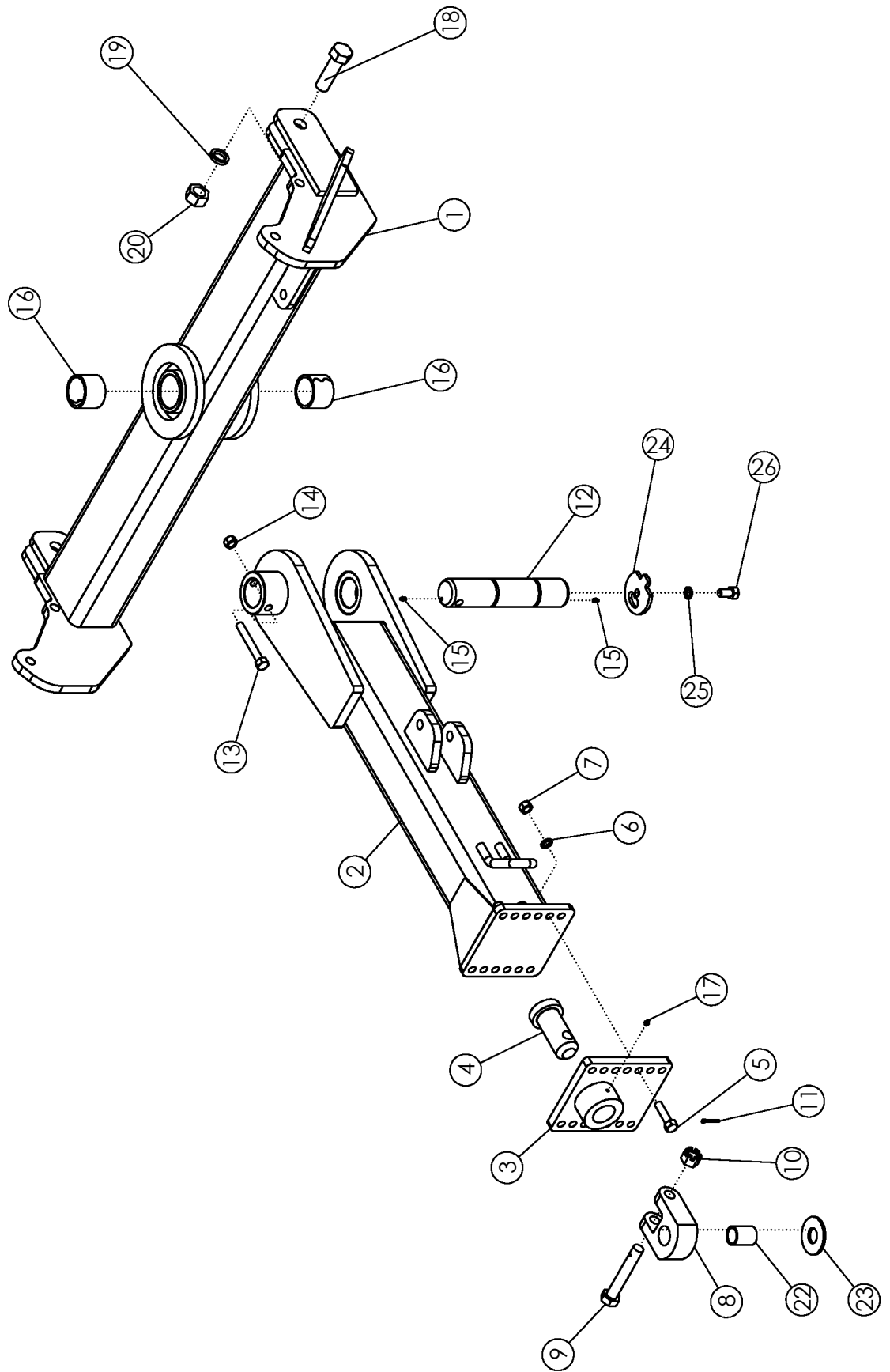
## TABLE OF CONTENTS

HITCH ASSEMBLY.....	1-4
LIFTER STRUT.....	5-12
HYDRAULIC ROW FINDER.....	13-16
GUARDS & SHIELDS.....	17-28
APRON SHAFT.....	29-32
PADDLE SHAFT.....	33-36
CLEANING ROLLS.....	37-42
CLEANING ROLL MOUNTING PACKAGE.....	43-52
MAIN DRIVE.....	53-54
MAIN DRIVE-SIDE COMPONENTS.....	55-56
MAIN DRIVE REAR.....	57-58
CLEANING ROLL DRIVE.....	59-62
JUMP CHAIN .....	63-66
STANDARD JUMP CHAIN DRIVE.....	67-68
HYDRAULIC JUMP CHAIN DRIVE.....	69-72
TANK ASSEMBLY.....	73-74
ELEVATOR ASSEMBLY.....	75-76
ELEVATOR BOOM.....	77-80
REAR SCRUB.....	81-84
REAR SCRUB: HIGH PROFILE .....	85-90
SCRUB TENSIONER HYDRAULICS .....	91-92
REAR SCRUB DRIVE.....	93-94
ROLL BED LIFT ASSEMBLY.....	95-96
AXLE COMPONENTS .....	97-100
AXLE - TRACK FITUP.....	101-102
STEERABLE STRUT ASSEMBLY.....	103-104
STEERING INDICATOR ASSEMBLY.....	105-106
SPINDLE & HUB ASSEMBLY.....	107-108
LIGHT KIT.....	109-112
ACTIVE DEPTH CONTROL (ADC) ELECTRONICS .....	113-114
ADC ELECTRICAL SCHEMATIC.....	115-116
KT- JOYSTICK WITH MOUNT #303448.....	117-118
ADC WANDS.....	119-120
ADC HYDRAULIC COMPONENTS.....	121-122
ADC HYDRAULIC COMMON.....	123-124
ADC HYDRAULICS .....	125-128
ADC ROW FINDER POWER SYSTEM.....	129-130
VALVE-ADC 3 BANK #302261.....	131-132
KIT - JD TOUCHSET 2700 STEERING.....	133-134
AXLE HYDRAULICS.....	135-136
STEERABLE STRUT HYDRAULICS .....	137-138
HITCH HYDRAULICS & ROW FINDER.....	139-144
3-BANK VALVE W/TOGGLE.....	145-146
4-BANK VALVE W/TOGGLE.....	147-148
VALVE GROUP.....	149-150



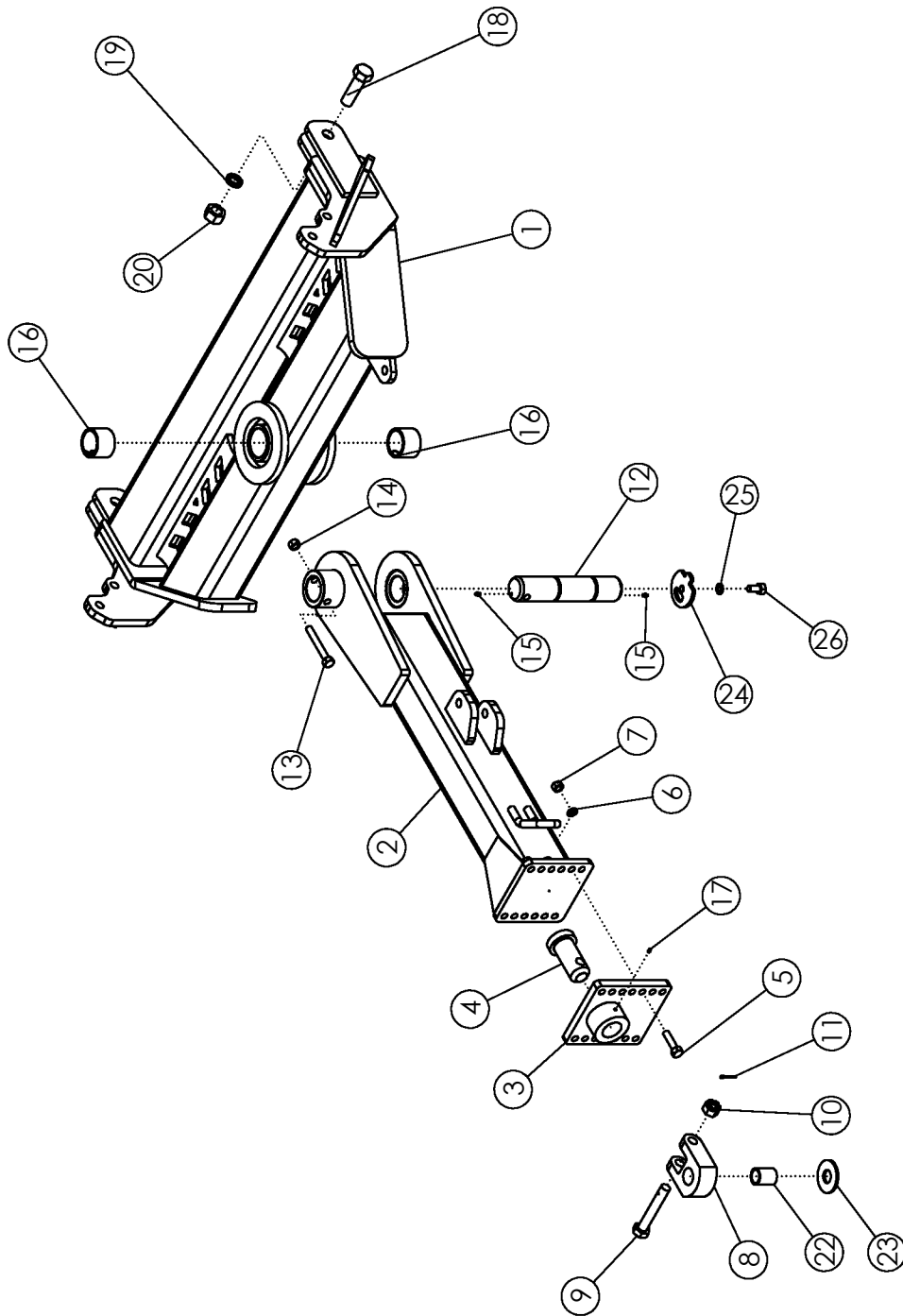


TANK HYDRAULICS .....	151-152
HYDRAULIC TANK SCRUB .....	153-156
PTO DRIVELINE.....	157-158
GEARBOX (1.81:1) #73131.....	159-160
GEARBOX (1.81:1) #62015.....	161-162
GEARBOX (1.81:1) #300142.....	163-164
SELECTOR VALVE #58470.....	165-166
ROW FINDER VALVE #301150.....	167-168
SPROCKET #54824.....	169-170
BELT TIGHTENER #72749.....	169-170
BELT TIGHTENER #72058 & #72453.....	171-172
SLIP CLUTCH/SPROCKET #72030.....	173-174
SLIP CLUTCH/SPROCKET #58335.....	173-174
SLIP CLUTCH/SPROCKET #57993.....	173-174
IDLER PULLEY #56406.....	175-176
REVERSE PULLEY #301821.....	177-178
ROLLER.....	179-180
BELT LAP JOINT.....	181-183
TOOL CUTTER.....	184
DECALS.....	185-190
HYDRAULIC LABEL ASSY.....	191-192



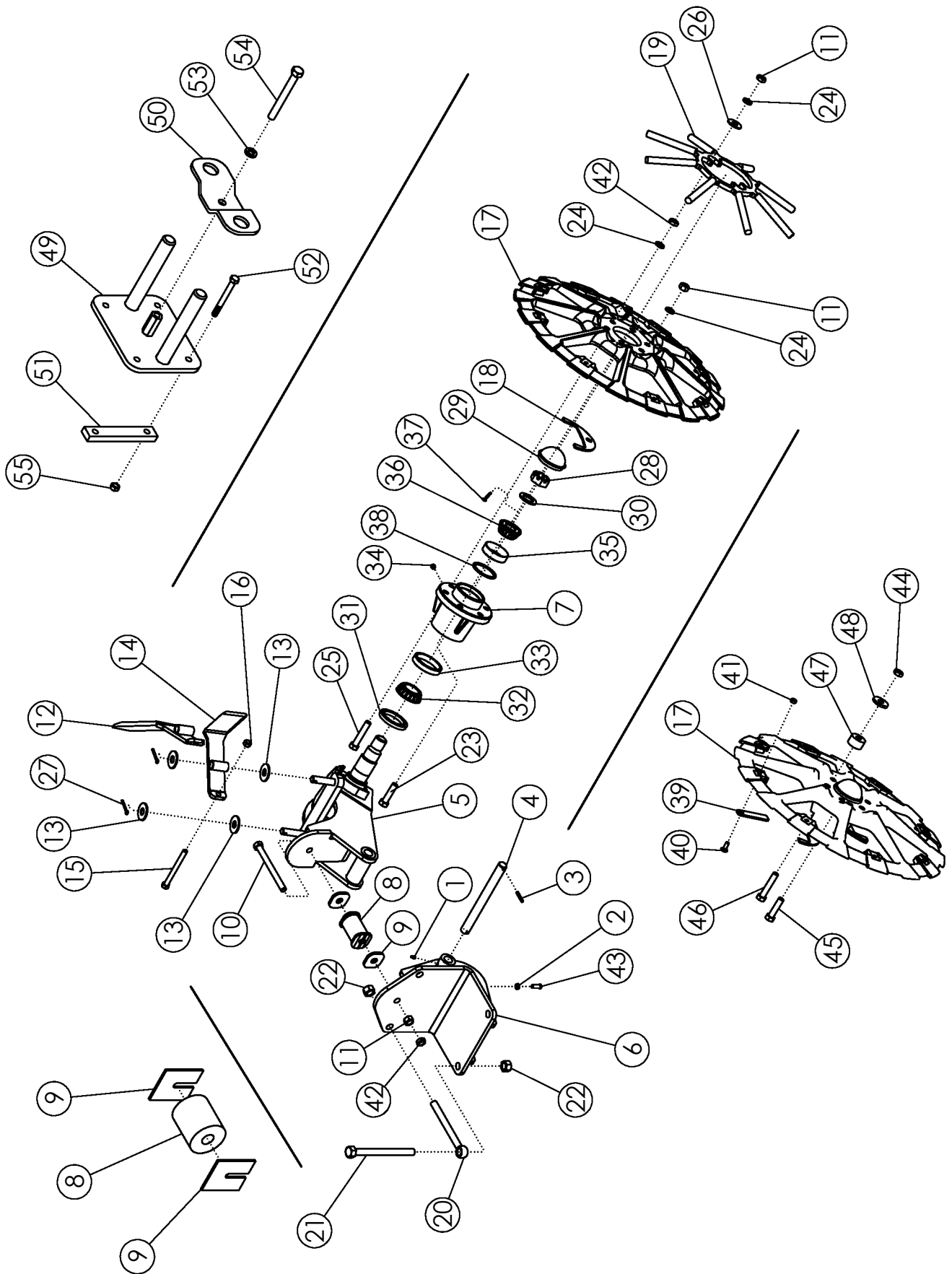
## HITCH ASSEMBLY

ITEM	PART NO.	DESCRIPTION	QTY
1	301656	WLDMT - HITCH PIVOT 12R EXTENDED 10"	1
2	301582	WLDMT - DRAWPOLE EXTENDED	1
3	57930	WLDMT-HITCH PLATE	1
4	62101	WLDMT-PIN	1
5	1012059	BOLT-HEX: .75 X 3.00 NC GR5 ZP	6
6	1012061	WASHER-LOCK: .75 ZP	6
7	1011620	NUT-HEX: .75 NC	6
8	64476	PLATE-PULL HITCH (2.065")	1
9	62477	BOLT-HITCH DRILLED	1
10	62088	NUT-SLOTTED: 1.13 NC GR5 ZP	1
11	1013473	PIN-COTTER: .19 X 2.00 NP	1
12	301590	PIN-HITCH PIVOT	1
13	69911	BOLT-HEX: .75 X 5.5 NC GR5 ZP	1
14	1017000	NUT-TOPLOCK: .75 NC GR5 ZP	1
15	1030883	ZERK-GREASE: .3125 UNF STRAIGHT	2
16	301591	SPRING BUSHING 3.50 X 3.00 X 2.50	2
17	1011748	ZERK - GREASE: .25 UNF STRAIGHT	1
18	72021	BOLT-HEX: 1.38 X 4.50 NC GR5 ZP	2
19	1030760	WASHER-LOCK: 1.38 ZP	2
20	1030758	NUT-HEX: 1.38 NC ZP	2
21	69256	CHAIN-SAFETY 41000# (NOT SHOWN)	1
22	64614	TUBE-SPACER 2.0 X 1.63	1
23	58925	WASHER-HARDENED 4.000 X 1.63	1
	68645	WASHER-FLAT: 2.00 ZP GR8	
24	303568	PLATE-HITCH PIN RETAINER	1
25	1012061	WASHER-LOCK: .75 ZP	1
26	58367	BOLT-HEX: .75 X 1.50 NC GR5 ZP	1



## XL HITCH ASSEMBLY

ITEM	PART NO.	DESCRIPTION	QTY
1	301589	WLDMT - HITCH PIVOT 12R EXTENDED	1
2	301582	WLDMT - DRAWPOLE EXTENDED	1
3	57930	WLDMT-HITCH PLATE	1
4	62101	WLDMT-PIN	1
5	1012059	BOLT-HEX: .75 X 3.00 NC GR5 ZP	6
6	1012061	WASHER-LOCK: .75 ZP	6
7	1011620	NUT-HEX: .75 NC	6
8	64476	PLATE-PULL HITCH	1
9	62477	BOLT-HITCH DRILLED	1
10	62088	NUT-SLOTTED: 1.13 NC GR5 ZP	1
11	1013473	PIN-COTTER: .19 X 2.00 NP	1
12	301590	PIN-HITCH PIVOT	1
13	69911	BOLT-HEX: .75 X 5.5 NC GR5 ZP	1
14	1017000	NUT-TOPLOCK: .75 NC GR5 ZP	1
15	1030883	ZERK-GREASE: .3125 UNF STRAIGHT	2
16	301591	SPRING BUSHING 3.50 X 3.00 X 2.50	2
17	1011748	ZERK - GREASE: .25 UNF STRAIGHT	1
18	72021	BOLT-HEX: 1.38 X 4.50 NC GR5 ZP	2
19	1030760	WASHER-LOCK: 1.38 ZP	2
20	1030758	NUT-HEX: 1.38 NC ZP	2
21	69256	CHAIN-SAFETY 41000# (NOT SHOWN)	1
22	64614	TUBE-SPACER 2.0 X 1.63	1
23	58925	WASHER-HARDENED 4.00 X 1.625	1
	68645	WASHER-FLAT: SPCL 2.125 X 4.50 X .184	
24	303568	PLATE-HITCH PIN RETAINER	1
25	1012061	WASHER-LOCK: .75 ZP	1
26	58367	BOLT-HEX: .75 X 1.50 NC GR5 ZP	1

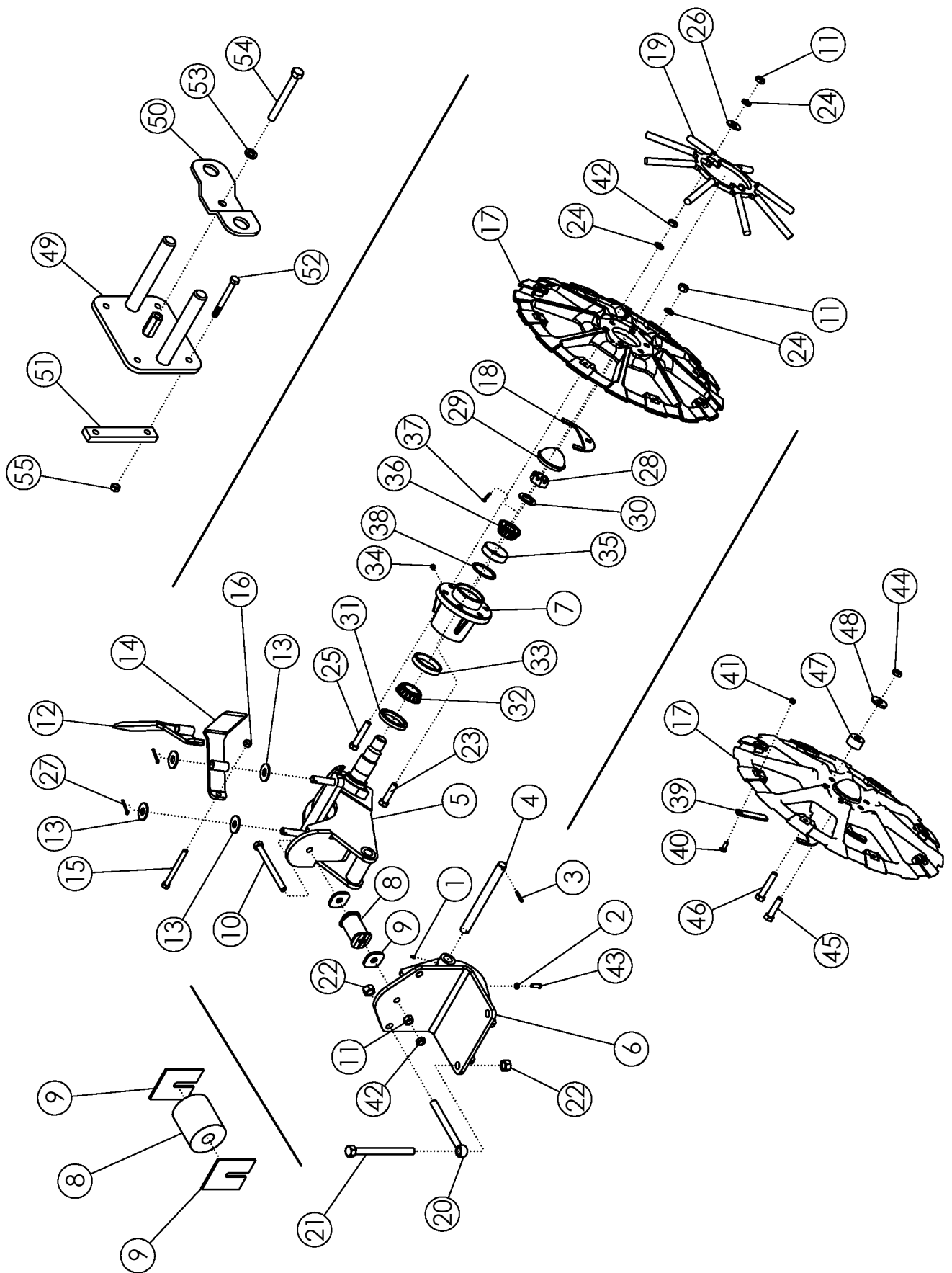




## LIFTER STRUT

ITEM	PART NO.	DESCRIPTION	QTY
1	1011748	ZERK - GREASE: .25 UNF	2
2	1013519	NUT-JAM: .38 NC GR2 ZP	2
3	59398	PIN-ROLL: .25 X 1.50 ZP	2
4	69907	SHAFT-STRUT	1
5	50142	WLDMT-STRUT SPINDLE ASSY	1
6	50146	WLDMT-STRUT BRACKET	1
7	63655	HUB-MACHINED	2
8	50134	WLDMT-SPACER ZP	1
	51542	BUMPER-RUBBER	1
9	50137	WASHER SQUARE ZP	2
	50139	PLATE-LIFTER STRUT SPACER ZP	4
10	1030761	BOLT-HEX: .63 X 7.00 NC GR 8 ZP	1
11	1011578	NUT-HEX: .63 NC GR5 ZP	13
12	50715	WLDMT-SCRAPER RH	1
13	1030702	WASHER-FLAT: .75 ZP	4
14	50716	WLDMT-SCRAPER LH	1
15	1011669	BOLT-HEX: .50 X 6.00 NC GR5 ZP	1
16	1027461	NUT-TOPLOCK: .50 NC GR5 ZP	1
17	69855	LIFTER WHEEL-MACH (FILLER)	2
	300734	LIFTER WHEEL HARD PAINTED	
18	50747	PLATE-LIFTER WHEEL SPACER ZP (OPTIONAL)	AR
19	63880	WLDMT-WHEEL FILLER (OPTIONAL)	2
20	64135	BOLT-EYE: .75 X 8.00 ZP	2
21	64136	BOLT-HEX: .75 X 8.50 NC GR5 ZP	2
22	1017000	NUT-TOPLOCK: .75 NC GR5 ZP	4
23	1013023	BOLT-HEX: .63 X 2.50 NC GR5 ZP	8
24	1011813	WASHER-LOCK: .63 ZP	16
25	65825	BOLT-HEX: .63 X 3.25 NC GR5 ZP	4
26	1013024	WASHER-FLAT: .63 ZP	4
27	1013473	PIN-COTTER: .19 X 2.00 NP	2
28	1016367	NUT-SPINDLE: 1.38 NF NP	2
29	63624	HUB CAP ROUNDED ZP	2
30	1030765	BUSHING-MACHINED: 1.38 NR 10 GA	2
31	53632	SEAL	2
32	53634	CONE-BEARING INNER	2
33	53636	CUP-BEARING INNER	2
34	1030766	ZERK - GREASE .13 NPT STRAIGHT	2
35	53635	CUP-BEARING OUTER	2
36	53633	CONE-BEARING OUTER	2
37	64012	PIN-COTTER: .19 X 3.00 NP	2

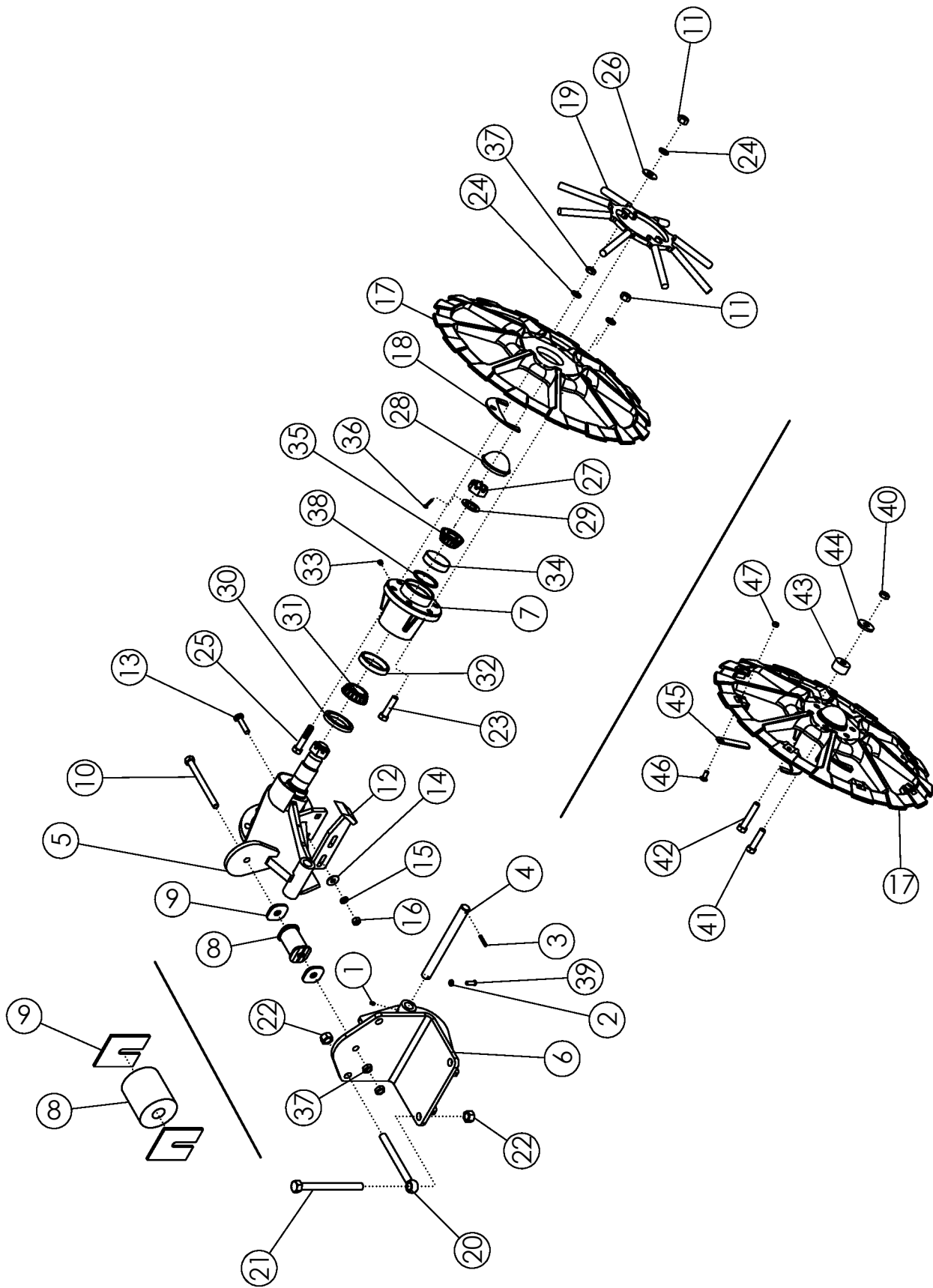
CONTINUE





## LIFTER STRUT (CONTINUED)

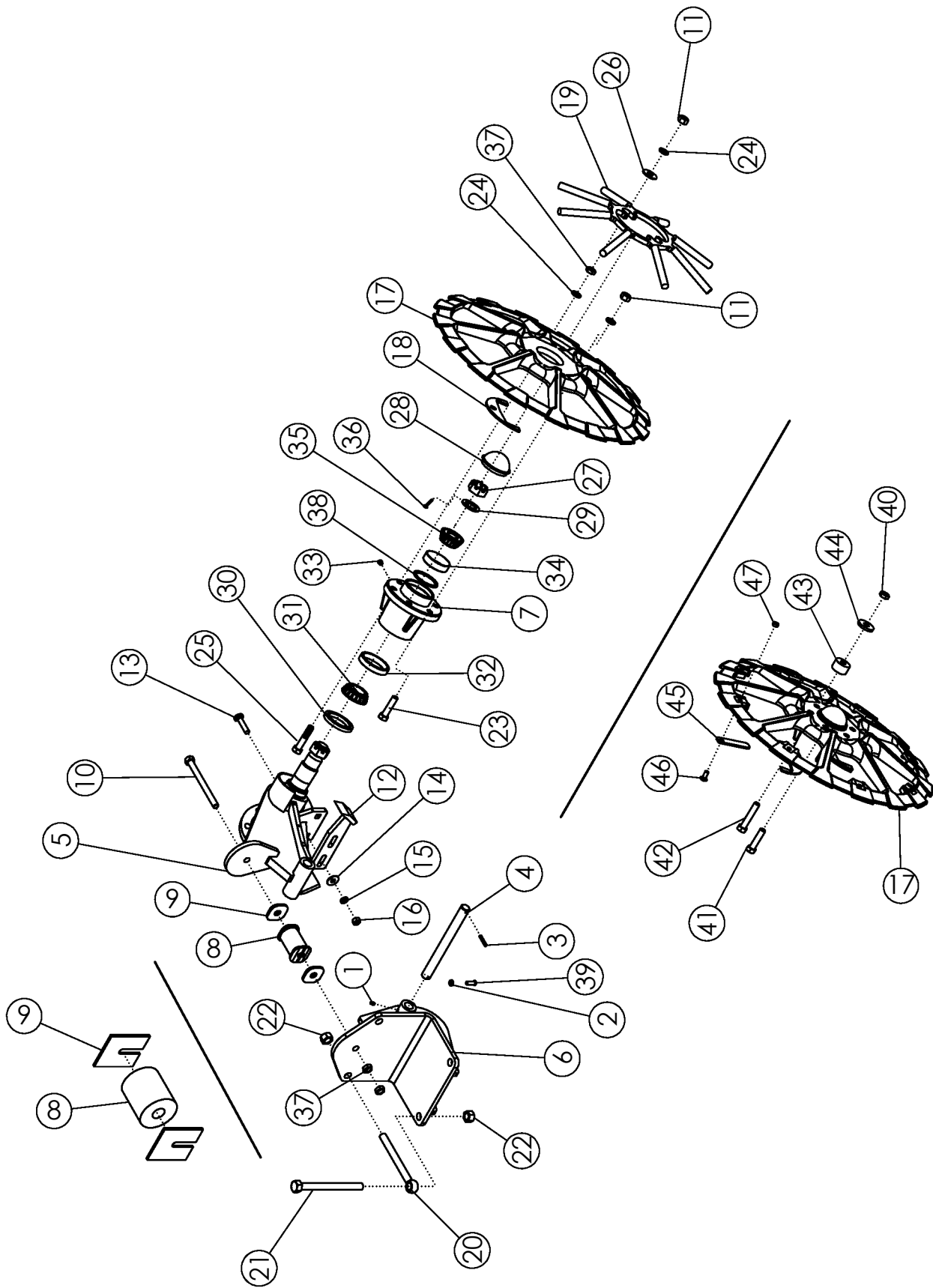
ITEM	PART NO.	DESCRIPTION	QTY	
38	64674	RACE-SPACER (.120)	AR	
39	300097	PLATE-LIFTER WHEEL FILLER	16	
40	59488	BOLT-CRG: .38 X 1.00 NC GR5 ZP	16	
41	303731	NUT-FLANGE TOPLOCK .38 NC YZP	16	
42	1026259	NUT-JAM: .63 NC GR2 ZP	5	
43	50813	SCREW-SET: SQ HD .38 X 1.00 ZP	2	
<b>OPTIONAL URETHANE BUSHING</b>				
44	1016595	NUT-TOPLOCK: .63 GR5 ZP	12	
45	59093	BOLT-HEX: .63 X 3.75 NC GR5 ZP	8	
46	1013935	BOLT-HEX: .63 X 4.50 NC GR5 ZP	4	
47	51705	BUSHING	12	
	301975	BUSHING-URETHANE .67"		
48	301324	WASHER-CUSTOM: .668 ID X 1.875 OD X .235 TH	12	
<b>OPTIONAL WHEEL FILLER BRACKET</b>			6-8ROW	12 ROW
49	64658	WLDMT-WHEEL FILLER BRACKET	2	3
50	64659	PLATE-RETAINER	2	3
51	63372	BAR-BACKING	4	6
52	58176	BOLT-HEX: .38 X 3.50 NC GR5 ZP	8	12
53	1011581	WASHER-LOCK: .50 ZP	2	3
54	1011618	BOLT-HEX: .50 X 5.00 NC GR5 ZP	2	3
55	1016999	NUT-TOPLOCK: .38 NC GR5 ZP	8	12



## LIFTER STRUT - BOTTOM SCRAPER OPTION

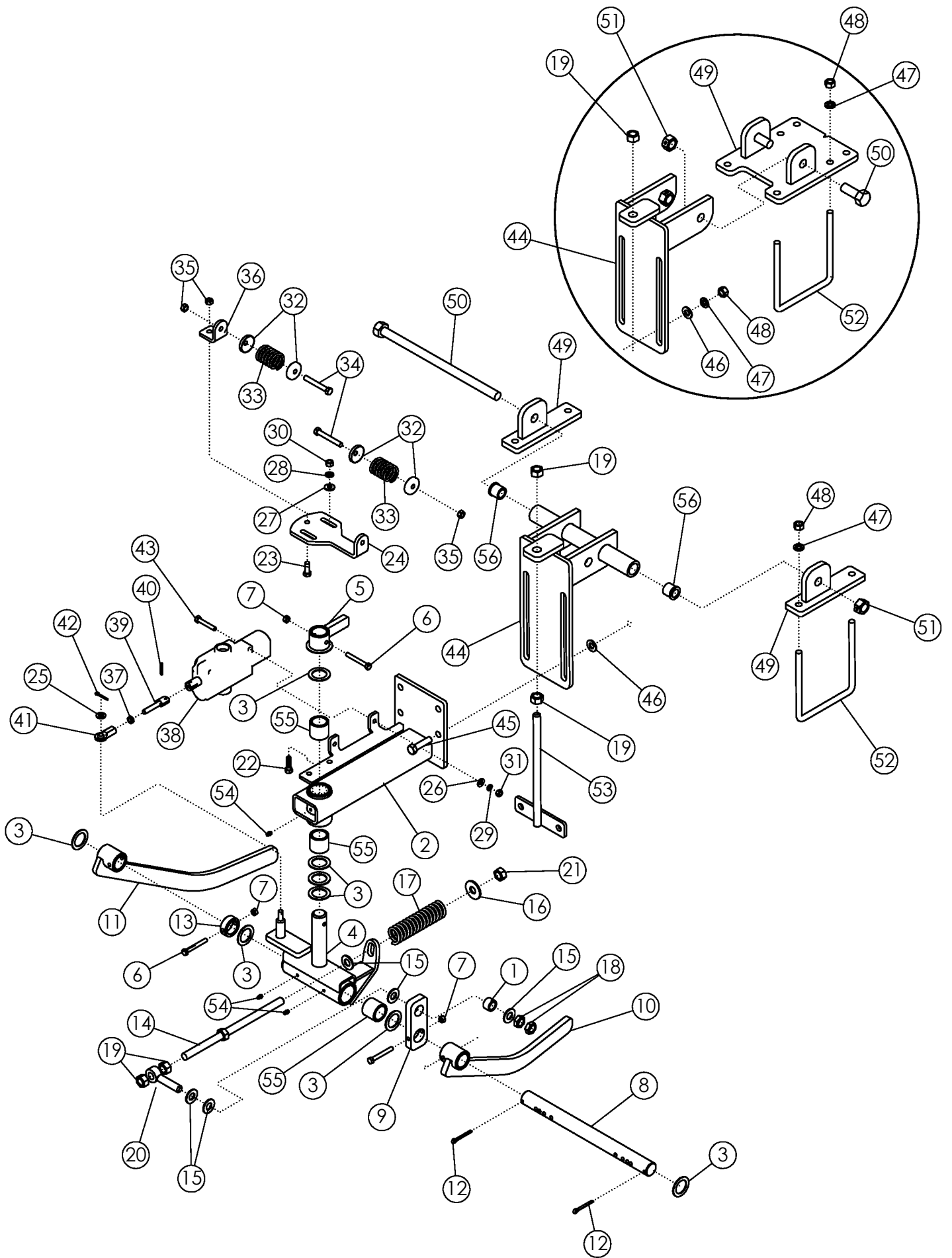
ITEM	PART NO.	DESCRIPTION	QTY
1	1011748	ZERK - GREASE: .25 UNF	2
2	1013519	NUT-JAM: .38 NC GR2 ZP	2
3	59398	PIN-ROLL: .25 X 1.50 ZP	2
4	69907	SHAFT-STRUT	1
5	68095	WLDMT-SP LIFTER STRUT STD	1
6	50146	WLDMT-STRUT BRACKET	1
7	63655	HUB-MACHINED	2
8	50134	WLDMT-SPACER ZP	1
	51542	BUMPER-RUBBER	1
9	50137	WASHER SQUARE ZP	2
	50139	PLATE-LIFTER STRUT SPACER ZP	2
10	1030761	BOLT-HEX: .63 X 7.00 NC GR 8 ZP	1
11	1011578	NUT-HEX: .63 NC GR5 ZP	13
12	64369	WLDMT-SCRAPER	2
13	64685	BOLT-CRG: .50 X 2.25 NC GR5 ZP	2
14	1014443	WASHER-FLAT: .50 ZP	2
15	1011581	WASHER-LOCK: .50 ZP	2
16	1011577	NUT-HEX: .50 NC GR5 ZP	2
17	69855	LIFTER WHEEL-MACH (FILLER)	2
	300734	LIFTER WHEEL HARD PAINTED	
18	50747	PLATE-LIFTER WHEEL SPACER ZP	AR
19	63880	WLDMT-WHEEL FILLER (OPTIONAL)	2
20	64135	BOLT-EYE: .75 X 8.00 ZP	2
21	64136	BOLT-HEX: .75 X 8.50 NC GR5 ZP	2
22	1017000	NUT-TOPLOCK: .75 NC GR5 ZP	4
23	1013023	BOLT-HEX: .63 X 2.50 NC GR5 ZP	8
24	1011813	WASHER-LOCK: .63 ZP	16
25	65825	BOLT-HEX: .63 X 3.25 NC GR5 ZP	4
26	1013024	WASHER-FLAT: .63 ZP	4
27	1016367	NUT-SPINDLE: 1.38 NF NP	2
28	63624	HUB CAP ROUNDED ZP	2
29	1030765	BUSHING-MACHINED: 1.38 NR 10 GA	2
30	53632	SEAL	2
31	53634	CONE-BEARING INNER	2
32	53636	CUP-BEARING INNER	2
33	1030766	ZERK - GREASE .13 NPT STRAIGHT	2
34	53635	CUP-BEARING OUTER	2
35	53633	CONE-BEARING OUTER	2
36	64012	PIN-COTTER: .19 X 3.00 NP	2
37	1026259	NUT-JAM: .63 NC ZP	5
38	64674	RACE-SPACER (.120)	AR
39	50813	SCREW-SET: SQ HD .38 X 1.00 ZP	2

CONTINUED



## LIFTER STRUT - BOTTOM SCRAPER (CONTINUED)

ITEM	PART NO.	DESCRIPTION	QTY
<b>OPTIONAL URETHANE BUSHING</b>			
40	1016595	NUT-TOPLOCK: .63 GR5 ZP	12
41	59093	BOLT-HEX: .63 X 3.75 NC GR5 ZP	8
42	1013935	BOLT-HEX: .63 X 4.50 NC GR5 ZP	4
43	51705	BUSHING	12
	301975	BUSHING-URETHANE .67"	
44	301324	WASHER-CUSTOM: .668 ID X 1.875 OD X .235 TH	12
<b>RIM FILLER KIT</b>			
45	300097	PLATE-LIFTER WHEEL FILLER	16
46	59488	BOLT-CRG: .38 X 1.00 NC GR5 ZP	16
47	303731	NUT-FLANGE TOPLOCK .38 NC YZP	16

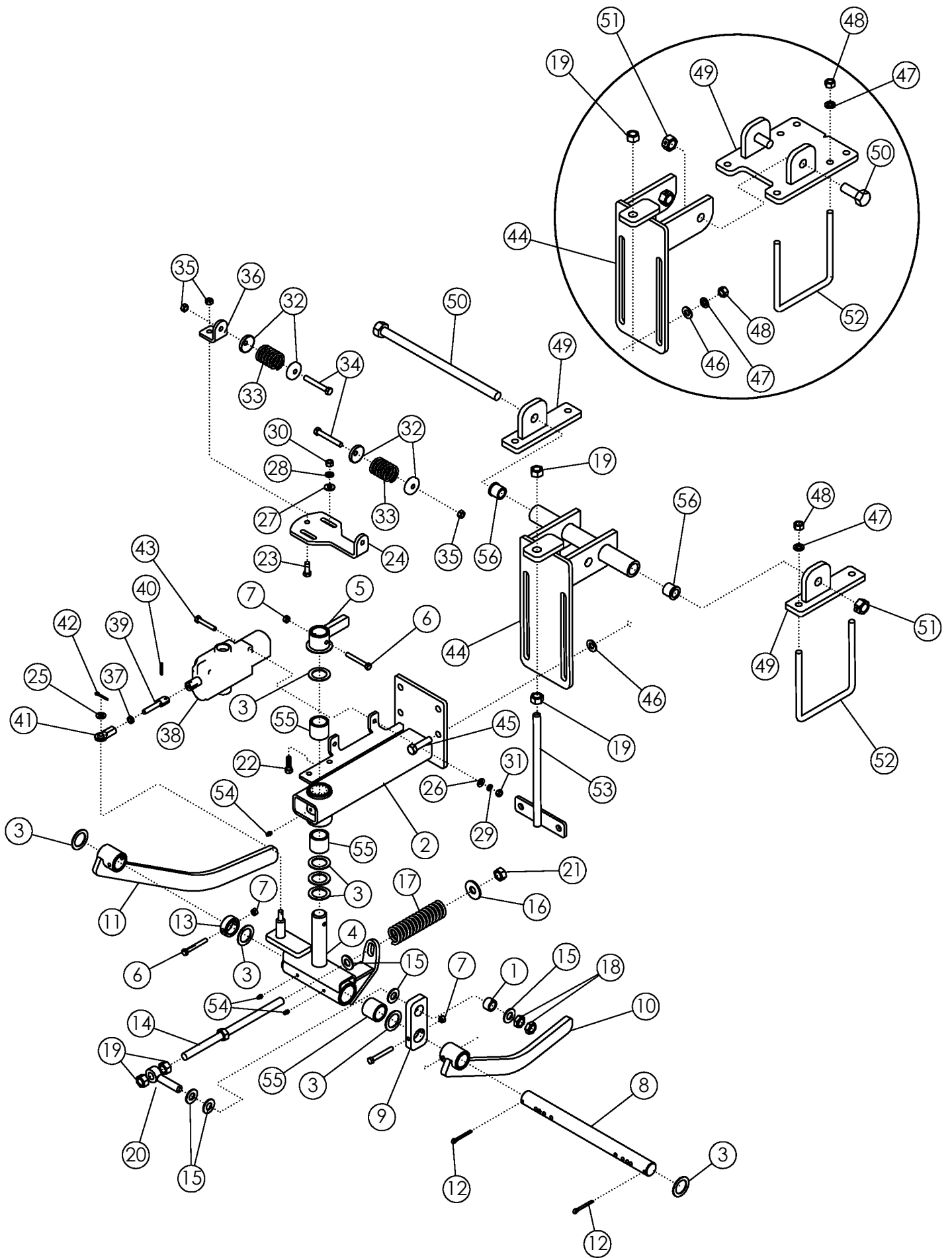




## HYDRUALIC ROW FINDER

ITEM	PART NO.	DESCRIPTION	QTY
1	52567	BUSHING-ZP	1
2	62520	ASSY-ROW FINDER MAIN FRAME W/BUSHINGS	1
3	55206	BUSHING-MACH: 1.25 NR 14GA	9
4	51139	ASSY-WLDMT-SWIVEL W/BUSHINGS	1
5	51130	WLDMT-FLIPPER	1
6	301748	BOLT-HEX: .31 X 2.50 NC GR8 ZP	5
7	301749	NUT-TOPLOCK: .31 NC GR8 ZP	5
8	51690	SHAFT ZP	1
9	52566	TENSIONER ARM	1
10	51131	SENSOR ARM-L.H.	1
	301055	WLDMT-SENSOR ARM LH BENT	
11	52564	SENSOR ARM-R.H.	1
	301056	WLDMT-SENSOR ARM RH BENT	
12	1030797	PIN-COTTER: .19 X 1.75 NP	2
13	51137	COLLAR	1
14	52565	ADJUSTMENT BOLT	1
15	1013004	WASHER-FLAT: SAE .63 ZP	5
16	1013024	WASHER-FLAT: .63 ZP	2
17	51692	SPRING: .21 X 1.44 OD X 6.00 15 COILS	1
18	1026259	NUT-JAM: .63 NC GR2 ZP	3
19	1011578	NUT-HEX: .63 NC GR2 ZP	4
20	51691	EYEBOLT: .63 X 3.25 ZP	1
21	1016595	NUT-TOPLOCK: .63 NC GR5 ZP	1
22	1011601	BOLT-HEX: .38 X 1.25 NC GR5 ZP	2
23	1011600	BOLT-HEX: .38 X 1.00 NC GR5 ZP	1
24	51129	PLATE-ADJUSTMENT	4
25	1014608	WASHER-FLT: SAE .38 ZP	1
26	1020416	WASHER-FLAT: .25 ZP	2
27	1011583	WASHER-FLAT: .31 ZP	2
28	1011586	WASHER-LOCK: .38 ZP	2
29	1029115	WASHER-LOCK: .31 ZP	2
30	1011576	NUT-HEX: .38 NC GR2 ZP	2
31	1011575	NUT-HEX: .31 NC GR2 ZP	2
32	52582	SPRING CAP	4
33	51689	SPRING-ROW FINDER PAINTED	2
34	1019828	BOLT-HEX: .38 X 2.75 NC GR5 ZP	2
35	1016999	NUT-TOPLOCK: .38 NC GR5 ZP	7
36	51128	SPRING PLATE	1
37	1030792	NUT-JAM: .38 NF GR2 ZP	1
38	301150	VALVE-ROWFINDER O/C	1
39	301750	WLDMT-STUD RF LONG ZP	1
40	64157	PIN-ROLL: .19 X 1.125 ZP	1

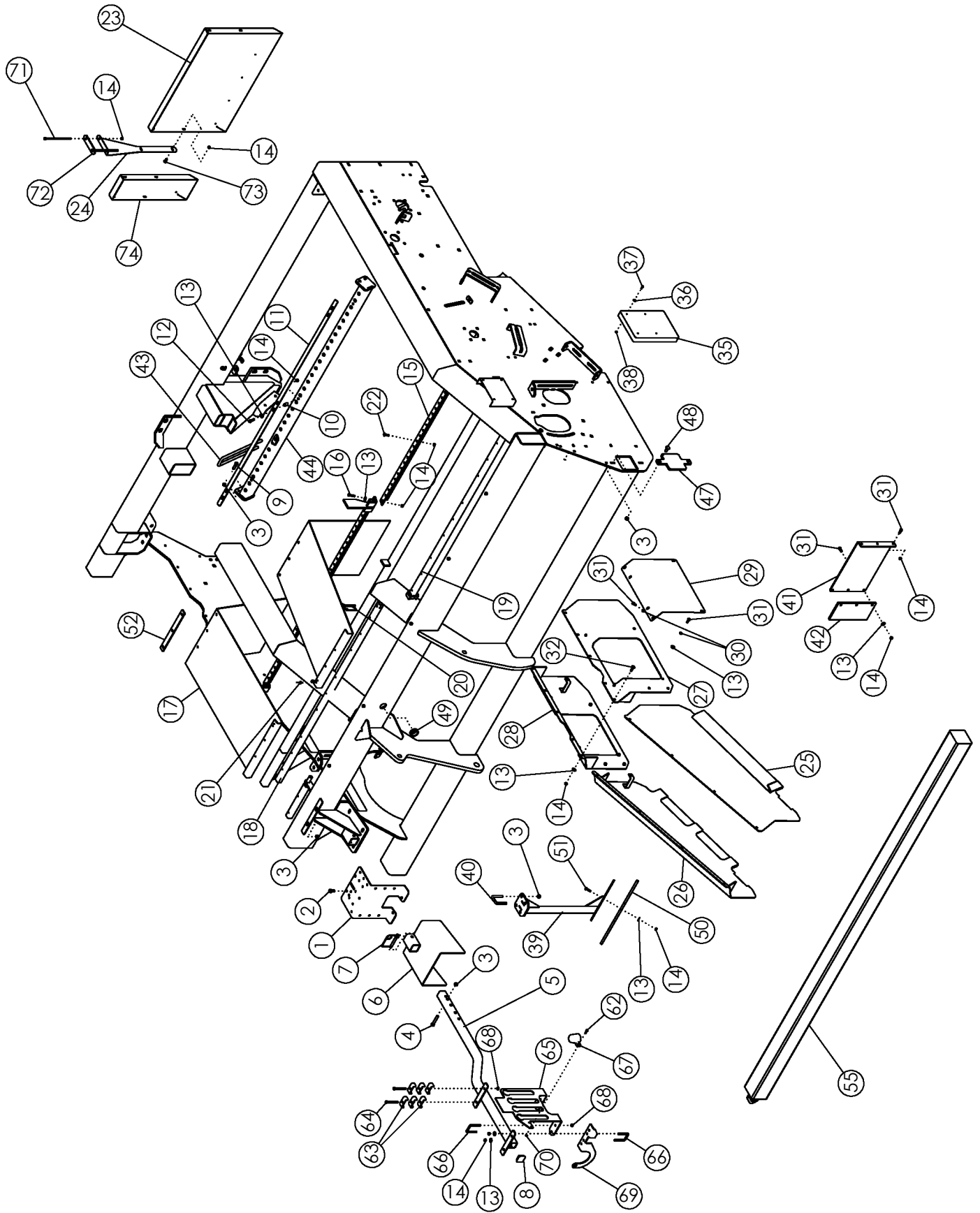
CONTINUED





## HYDRAULIC ROW FINDER (CONTINUED)

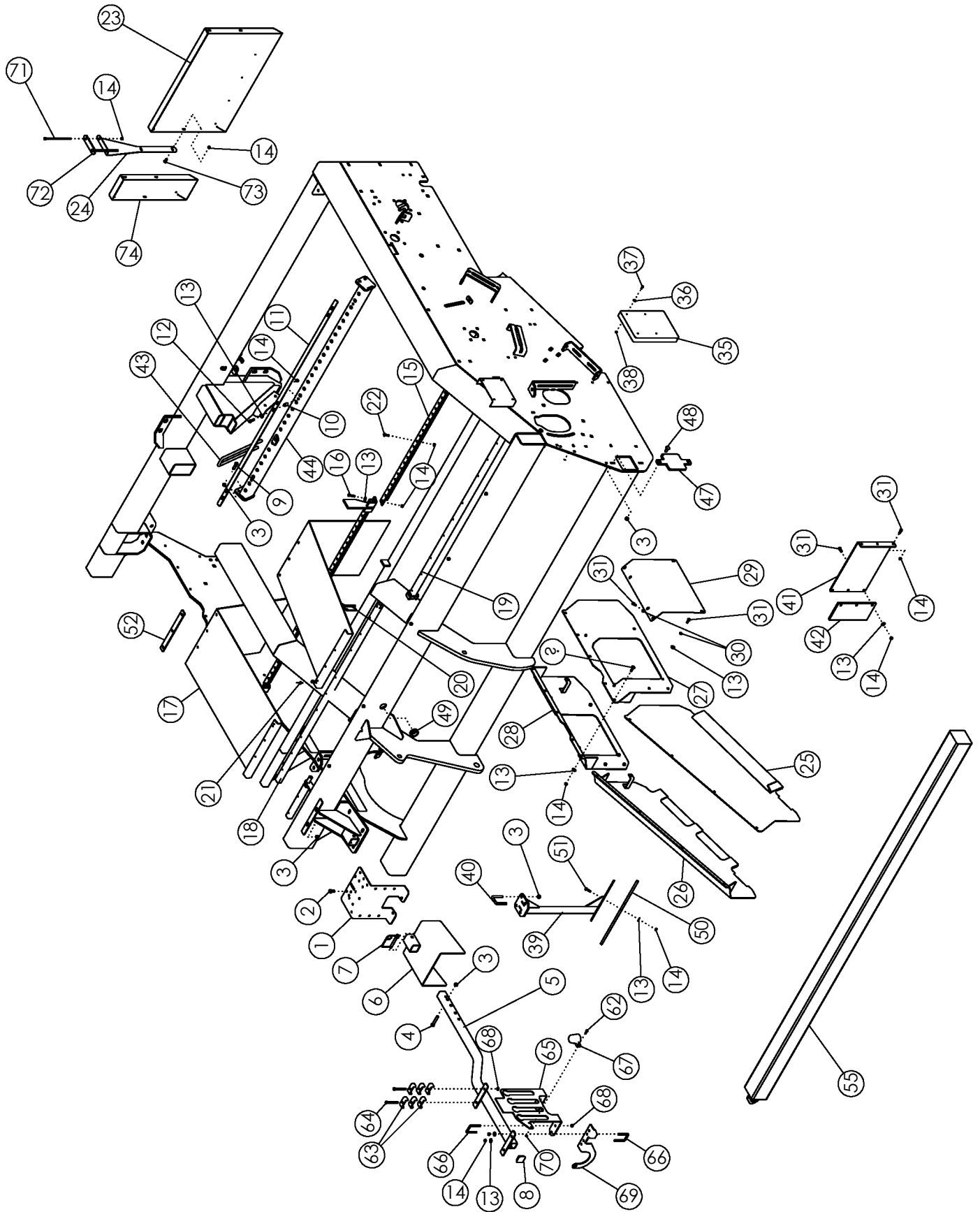
ITEM	PART NO.	DESCRIPTION	QTY
41	51136	UNIBALL COUPLING	1
42	1029137	PIN-COTTER: .13 X 1.00 ZP	1
43	1011285	BOLT-HEX: .31 X 2.00 NC	2
44	63661	WLDMT-MOUNTING BRACKET	1
	52181	WLDMT-BRACKET	
45	1011609	BOLT-HEX: .50 X 2.00 NC GR5 ZP	4
46	1011584	WASHER-FLAT: SAE .50 ZP	4
47	1011581	WASHER-LOCK: .50 ZP	8
48	1011577	NUT-HEX: .50 NC GR2 ZP	12
49	63662	WLDMT-MOUNTING SUPPORT	2
	301662	WLDMT-ROW FINDER BRACKET UNIVERSAL	1
50	63664	BOLT-HEX: .75 X 14.00 NC GR5 ZP	1
	1012060	BOLT-HEX: .75 X 2.00 NC GR5 ZP	2
51	1013537	NUT-TOPLOCK: .75 NC GR5 ZP	2
52	53984	U-BOLT: .500 X 7.00 X 6.00 X 7.00	2
	35780	U-BOLT: .500 X 7.50 X 8.00 X 7.50 ZP	
53	62882	WLDMT-TIGHTENER 11.125" ZP	1
54	1011748	ZERK - GREASE	3
55	56939	BUSHING-OILITE:1.25 X 1.625 X 1.50L	4
56	52654	BUSHING	2



## GUARDS AND SHIELDS FRONT

ITEM	PART NO.	DESCRIPTION	QTY
1	72071	PLATE-HOSE MOUNT	1
2	1011096	BOLT-HEX: .50 X 1.00 NC GR5 ZP	1
3	1027461	NUT-TOPLOCK: .50 NC GR5 ZP	5
4	1011611	BOLT-HEX: .50 x 3.00 NC GR5 ZP	1
5	301210	WLDMT-HYD HOSE HOLDER	1
6	63354	WLDMT-PTO SHIELD	1
7	52408	SPRING PIN .50 X 3.50	1
8	301129	CAPLUG-2" SQ	1
9	1011609	BOLT-HEX: .50 X 2.00 NC GR5 ZP	1
10	58446	SPACER ZP	1
11	73255	STRAP-ROD HOLDER 12R FRONT	1
12	1011603	BOLT-HEX: .38 X 1.75 NC GR5 ZP	1
13	1011828	WASHER-FLAT .38 ZP	21
14	1016999	NUT-TOPLOCK: .38 NC GR5 ZP	21
15	72074	MOUNT-TARP	4
16	1011602	BOLT-HEX: .38 X 1.50 NC GR5 ZP	8
17	58961	APRON-RUBBER	12
18	72073	TUBE-OUTER APRON MOUNT	2
19	72077	TUBE-OUTER APRON MOUNT	2
20	59101	SPRING PIN .375" X 3.00"	2
21	1011974	RIVET-POP: .19 X .531 ZP	2
22	1016362	BOLT-CRG: .38 X 1.25 NC GR5 ZP	6
23	303485	WLDMT-FRONT GRABROLL REAR SHIELD	2
24	303412	PLATE-SHIELD MOUNT LH	1
25	72783	WLDMT-MIDDLE SHIELD FRONT LEFT	1
26	72784	WLDMT-MIDDLE SHIELD FRONT RH	1
27	73148	WLDMT-MIDDLE SHIELD REAR LH	1
28	73149	WLDMT-MIDDLE SHIELD REAR RH	1
29	73158	SHEET-COVER	1
30	1011586	WASHER-LOCK: .38 ZP	2
31	1011600	BOLT-HEX: .38 X 1.00 NC GR5 ZP	4
32	58679	BOLT-CRG: .38 X 1.50 NC GR5 ZP	1
35	64635	CASE-MANUAL STORAGE	1
36	1020416	WASHER-FLAT: .25 ZP	1
37	1011595	BOLT-HEX: .25 X .75 NC GR5 ZP	1
38	1030946	NUT-TOPLOCK: .25 NC GR5 ZP	1
39	62378	WLDMT - DEFLECTOR	1

CONTINUED

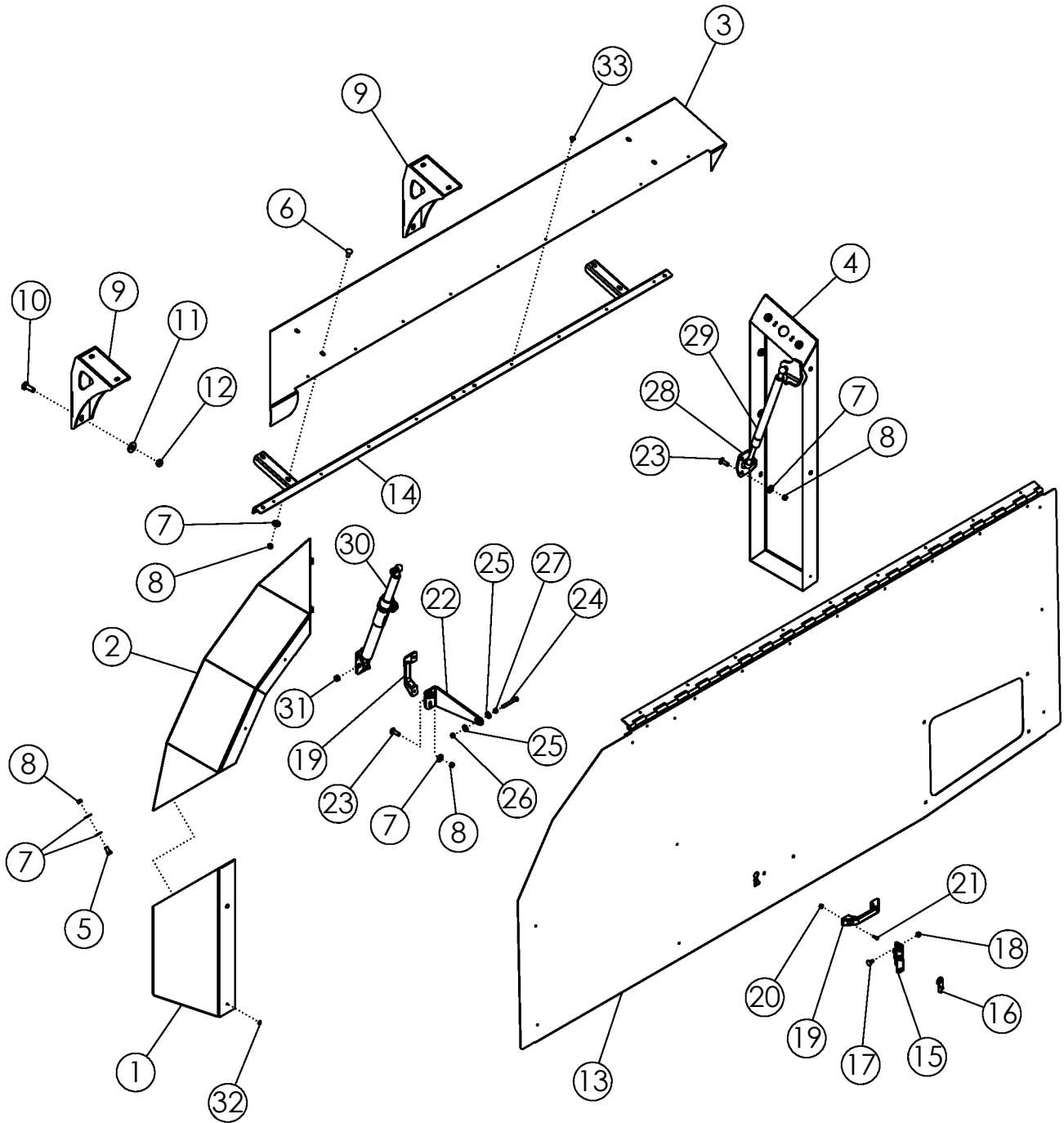


## GUARDS AND SHIELDS FRONT (CONTINUED)

ITEM	PART NO.	DESCRIPTION	QTY
40	65658	U-BOLT: .50 X 3 X 2.06 X 3	1
41	73235	PLATE-FILLER 18.375"	1
42	51680	DEFLECTOR-RUBBER	1
43	300261	U-ROD: .625 X 17.00 X 1.875 X 17.00 ZP	15
44	73256	WLDMT-FRONT MOUNT 12R SHORT	1
47	301328	PLATE-END CAP	1
48	1023854	BOLT-CRG: .50 X 1.25 NC GR5 ZP	1
49	301025	GROMMET-RUBBER 1.50" ID	1
50	51687	DEFLECTOR-RUBBER (FOR 8R30 ONLY)	1
51	1011601	BOLT-HEX: .38 X 1.25 NC GR5 ZP	1
52	302247	PLATE-APRON MOUNT	1
54	303359	ASSY-2720 FRONT DOOR RH (NOT SHOWN)	1
55	301330	WLDMT-BALLAST WEIGHT KT 20FT	2
62	1013423	BOLT-HEX: .25 X 1.00 NC GR5 ZP	2
63	50714	CLAMP 1/2" ZP	12
64	58176	BOLT-HEX: 0.38 X 3.50 NC GR5 ZP	4
65	301900	PLATE- HYD HOSE END HOLDER XL	1
66	33162	U-BOLT: 0.375 X 3.00 X 2.00 X 3.00	2
67	223329	HOLDER-LIGHT PLUG	1
68	1016999	NUT-TOPLOCK: 0.38 NC GR5 ZP	8
69	303476	KT-PTO STORAGE	1
70	1030946	NUT-TOPLOCK: 0.25 NC GR5 ZP	2
71	306980	BOLT-HEX: .38 X 8.0" NC GR5	4
72	303484	PLATE-SHIELD MOUNT BOLT PLATE	2
73	59488	BOLT-CRG: .38 X 1.00 NC GR5 ZP	4
74	303486*	WLDMT-SHIELD EXTENSION 7.5"	2
	303487**	WLDMT-SHIELD EXTENSION 38"	2

NOTE: \* MARKED IS ADD ON TO PART NO 303485 FOR 710 SERIES TIRES

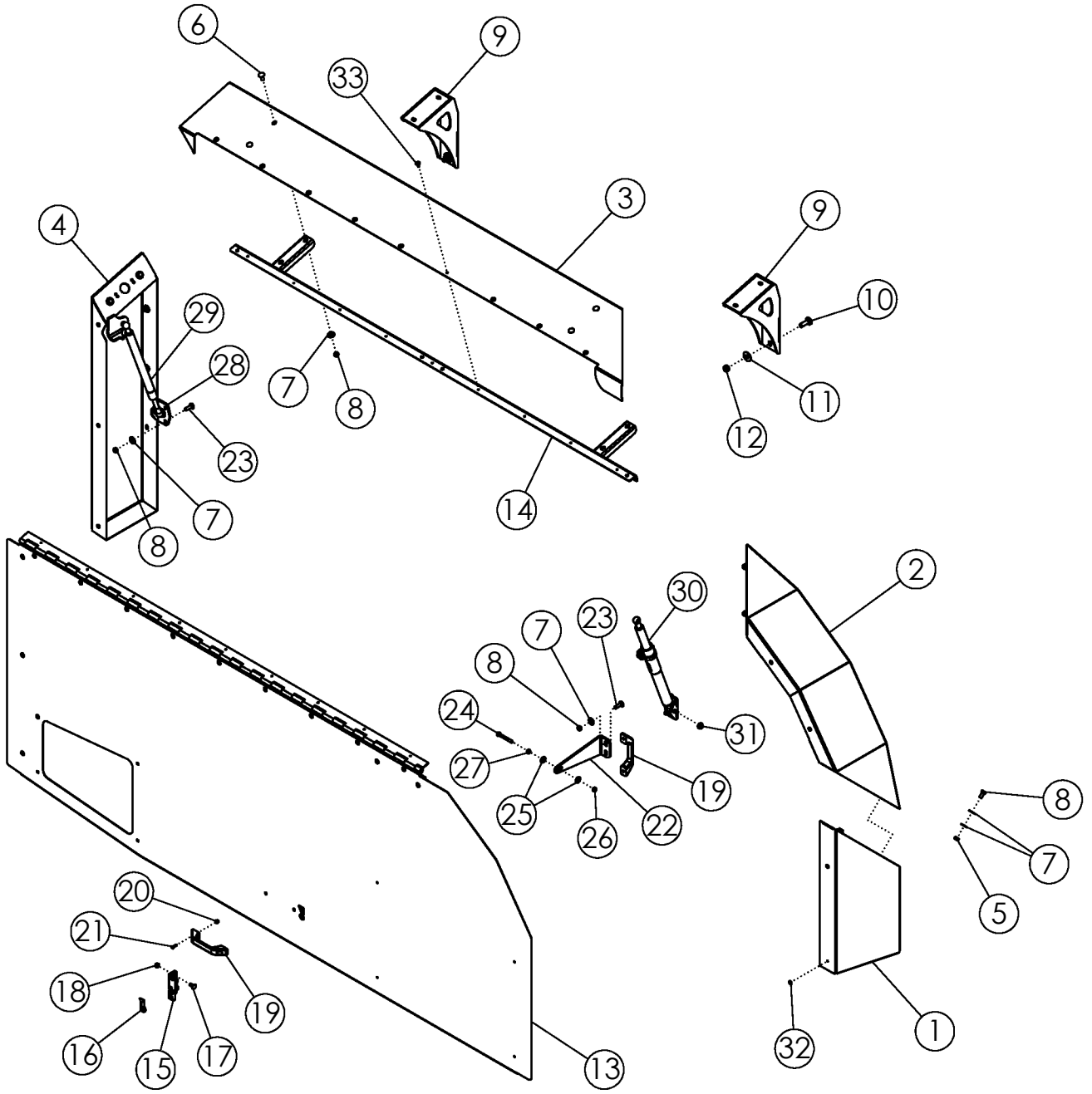
\*\* MARKED IS ADD ON TO PART NO 303485 FOR TRACKS FITUP





## ASSY-2720 FRONT DOOR LH

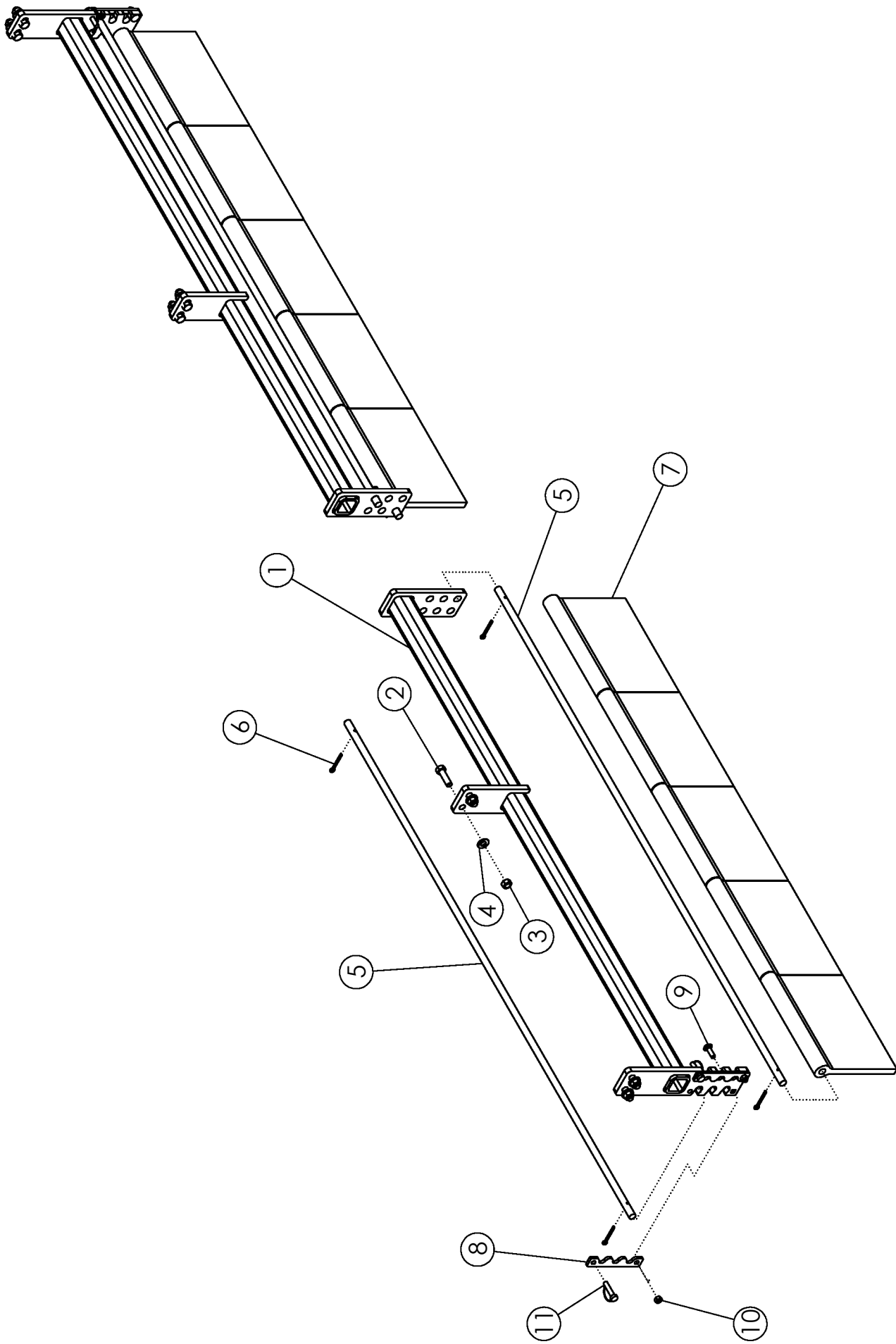
ITEM	PART NO.	DESCRIPTION	QTY
1	303735	WLDMT-FRONT PANEL SHORT LH	1
2	303367	WLDMT-CURVED PANEL	1
3	303373	WLDMT-TOP PANEL LH	1
4	303377	WLDMT-BACK PANEL LH	1
5	1011599	BOLT-HEX: .38 X .75 NC GR5 ZP	6
6	59488	BOLT-CRG: .38 X 1.00 NC GR5 ZP	9
7	1011828	WASHER-FLAT: .38 ZP	27
8	1016999	NUT-TOPLOCK: .38 NC GR5 ZP	21
9	303379	WLDMT-2720 FRONT DOOR MOUNT	2
10	1011660	BOLT-CRG: .50 X 1.50 NC GR5 ZP	4
11	1014443	WASHER-FLAT: .50 ZP	4
12	1027461	NUT-TOPLOCK: .50 NC GR5 ZP	4
13	303730	ASSY-2720 DOOR WITH HINGE LH	1
14	303398	WLDMT-HINGE SUPPORT	1
15	69283	LATCH-ROTARY	1
16	69284	LEVER-HRV LATCH ZP	1
17	65702	BOLT-CRG: .31 X .75 NC GR5 ZP	2
18	67077	NUT-FLANGE SERR .31 NC ZP GR2	2
19	69285	HANDLE-MOLDED GRAB	2
20	1026591	NUT-K-LOCK: #10-24 NC GR2 ZP	4
21	67078	SCREW-P-H: 10-24 X .75 NC GR2 ZP	4
22	303728	PLATE-DOOR LATCH	1
23	1016362	BOLT-CRG: .38 X 1.25 NC GR5 ZP	6
24	301748	BOLT-HEX: .31 X 2.50 NC GR8 ZP	1
25	1011583	WASHER-FLAT: .31 ZP	2
26	1011575	NUT-HEX: .31 NC GR2 ZP	1
27	1030700	NUT-TOPLOCK: .31 NC GR5 ZP	1
28	303402	WLDMT-DOOR SPRING MOUNT	2
29	303413	GAS SPRING-1500 N NON-LOCKING	1
30	303414	GAS SPRING-1500 N LOCKING	1
31	303406	NUT-NYLOCK: M10-1.5 ZP	4
32	303553	BUMPER-PUSH IN 3/16 HOLE X 1/16 THICK	7
33	1011974	RIVET-POP: .19 X .55 ZP	9





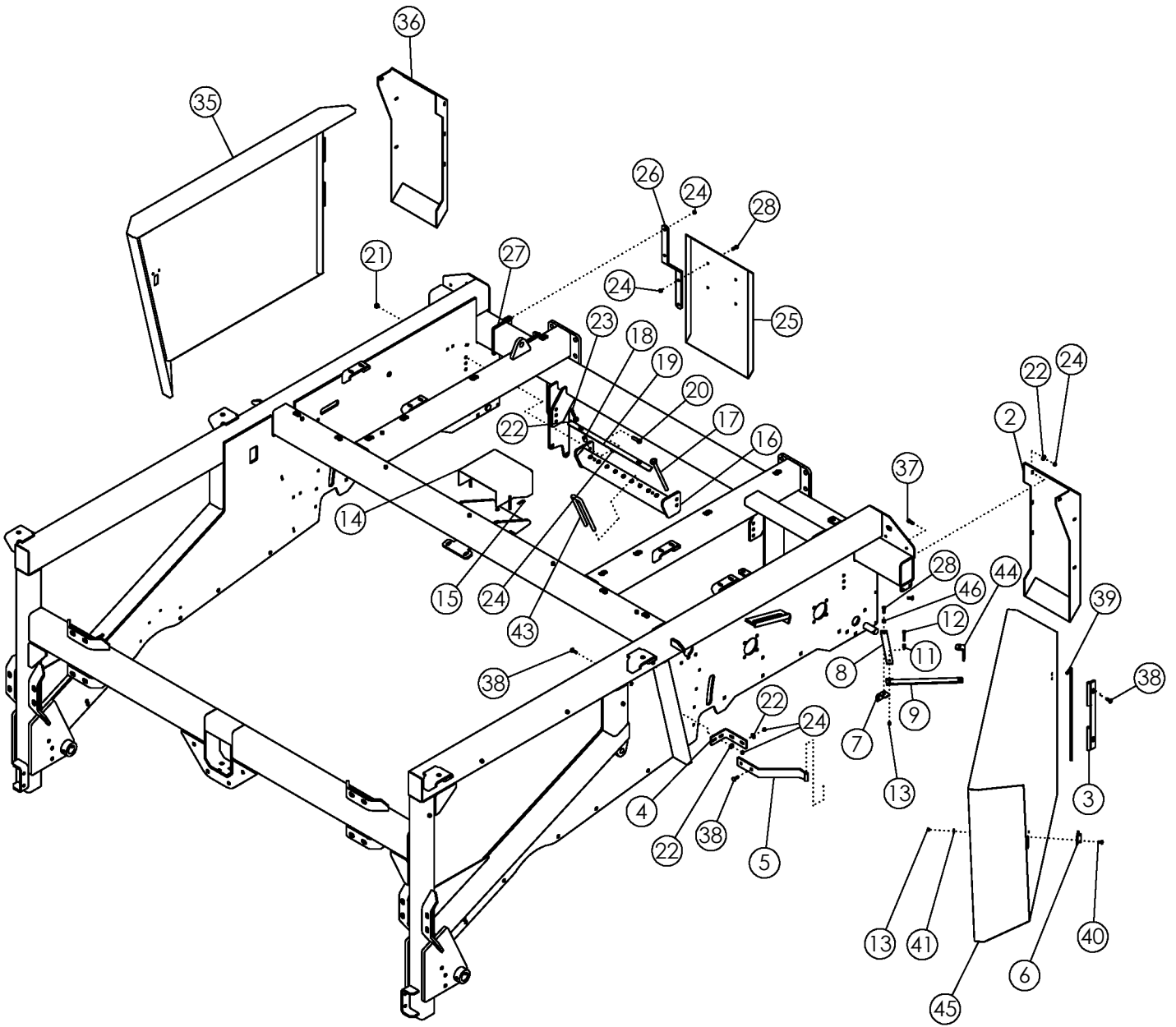
## ASSY-2720 FRONT DOOR RH

ITEM	PART NO.	DESCRIPTION	QTY
1	303734	WLDMT-FRONT PANEL SHORT RH	1
2	303367	WLDMT-CURVED PANEL	1
3	303369	WLDMT-TOP PANEL RH	1
4	303375	WLDMT-BACK PANEL RH	1
5	1011599	BOLT-HEX: .38 X .75 NC GR5 ZP	6
6	59488	BOLT-CRG: .38 X 1.00 NC GR5 ZP	9
7	1011828	WASHER-FLAT: .38 ZP	27
8	1016999	NUT-TOPLOCK: .38 NC GR5 ZP	21
9	303379	WLDMT-2720 FRONT DOOR MOUNT	2
10	1011660	BOLT-CRG: .50 X 1.50 NC GR5 ZP	4
11	1014443	WASHER-FLAT: .50 ZP	4
12	1027461	NUT-TOPLOCK: .50 NC GR5 ZP	4
13	303729	ASSY-2720 DOOR WITH HINGE RH	1
14	303398	WLDMT-HINGE SUPPORT	1
15	69283	LATCH-ROTARY	1
16	69284	LEVER-HRVLATCH ZP	1
17	65702	BOLT-CRG: .31 X .75 NC GR5 ZP	2
18	67077	NUT-FLANGE SERR .31 NC ZP GR2	2
19	69285	HANDLE-MOLDED GRAB	2
20	1026591	NUT-K-LOCK: #10-24 NC GR2 ZP	4
21	67078	SCREW-P-H: 10-24 X .75 NC GR2 ZP	4
22	303728	PLATE-DOOR LATCH	1
23	1016362	BOLT-CRG: .38 X 1.25 NC GR5 ZP	6
24	301748	BOLT-HEX: .31 X 2.50 NC GR8 ZP	1
25	1011583	WASHER-FLAT: .31 ZP	2
26	1011575	NUT-HEX: .31 NC GR2 ZP	1
27	1030700	NUT-TOPLOCK: .31 NC GR5 ZP	1
28	303402	WLDMT-DOOR SPRING MOUNT	2
29	303413	GAS SPRING-1500 N NON-LOCKING	1
30	303414	GAS SPRING-1500 N LOCKING	1
31	303406	NUT-NYLOCK: M10-1.5 ZP	4
32	303553	BUMPER-PUSH IN 3/16 HOLE X 1/16 THICK	7
33	1011974	RIVET-POP: .19 X .55 ZP	9



## FRONT CLEANING FLAPS

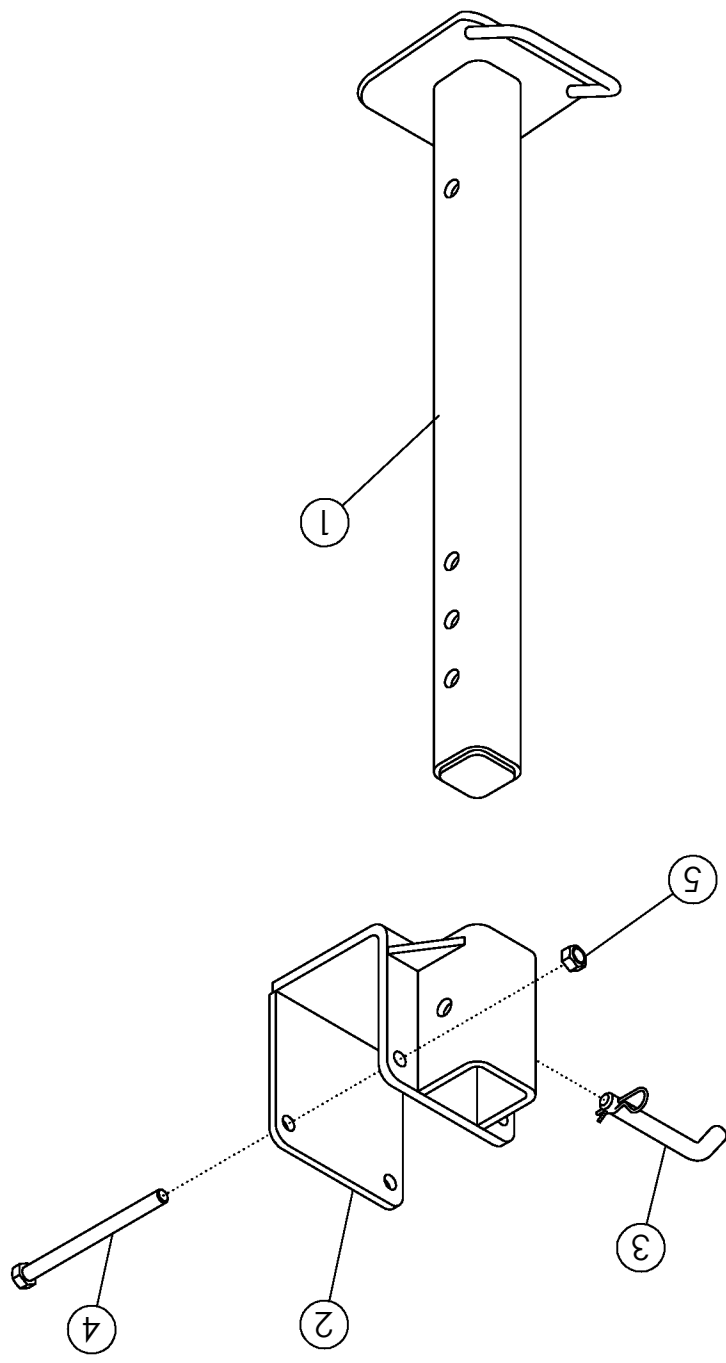
ITEM	PART NO.	DESCRIPTION	QTY
1	300232	WLDMT-FRONT CLEANING FLAP	2
2	1011608	BOLT-HEX: .50 X 1.75 NC GR5 ZP	8
3	1027461	NUT-TOPLOCK: .50 NC GR5 ZP	8
4	1011584	WASHER-FLAT: SAE .50 ZP	8
5	300237	SHAFT-FRONT CLEANING FLAP	4
6	1013473	PIN-COTTER: .19 X 2.00 ZP	8
7	64648	FLAP-RUBBER	10
8	300238	PLATE-LOCKING	4
9	1016362	BOLT-CRG: .38 X 1.25 NC GR5 ZP	4
10	1016999	NUT-TOPLOCK: .38 NC GR5 ZP	4
11	66952	PIN-WIRE LOCK: .375 X 2.00 ZP	4



## GUARDS AND SHIELDS REAR

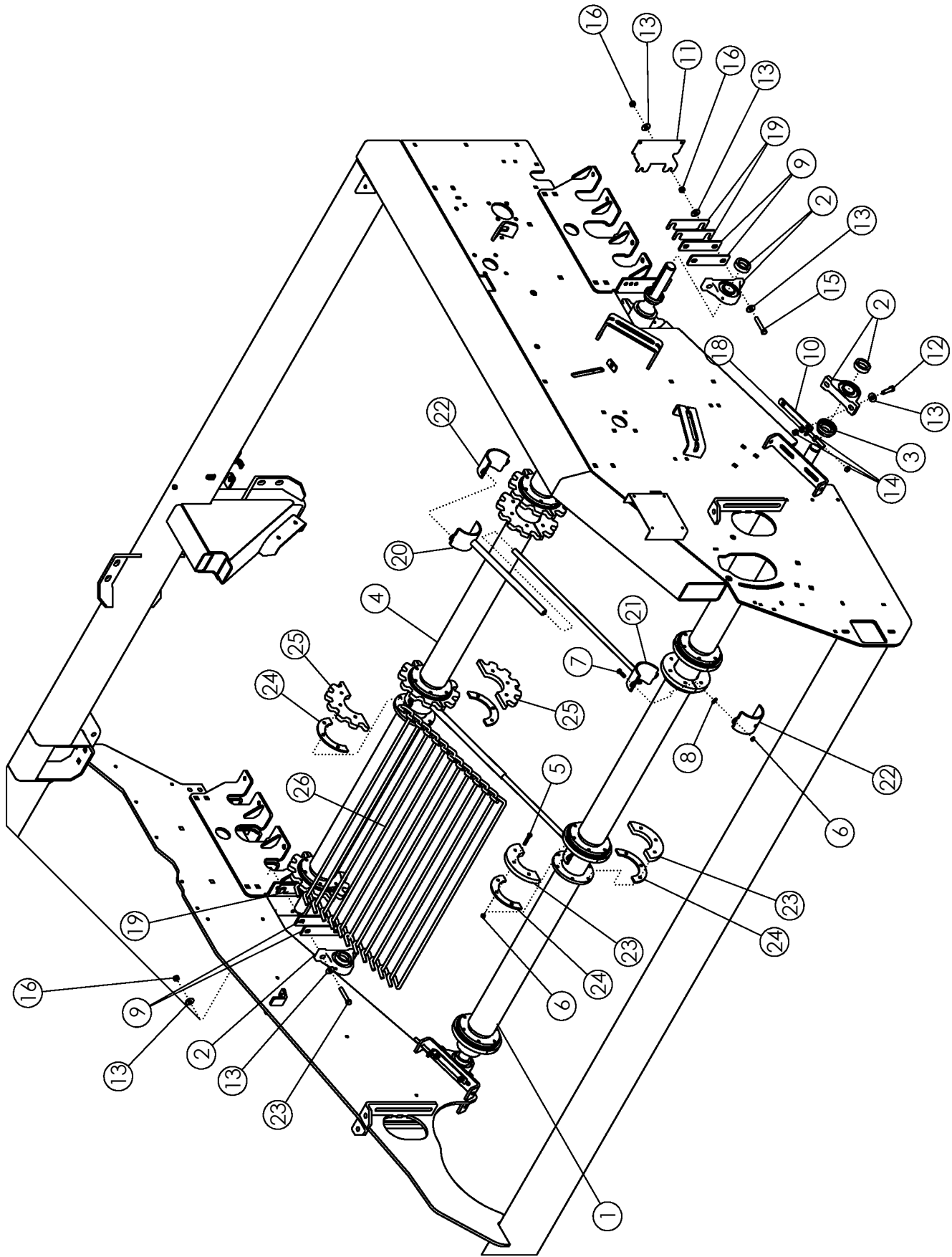
ITEM	PART NO.	DESCRIPTION	QTY
1	72876	WLDMT-REAR DOOR LH	1
2	72878	WLDMT-REAR DOOR SUPPORT LH	1
3	72680	WLDMT-DOOR HINGE	2
4	72882	PLATE-DOOR LOCK BRKT	2
5	72883	WLDMT-DOOR LOCK	2
6	72895	WLDMT-DOOR RETAINER	2
7	72907	PLATE-DOOR TAB REAR	2
8	72692	PLATE-DOOR LOCK	2
9	72694	WLDMT-DOOR LOCK	2
10	51973	BUSHING-LINKAGE	4
11	65278	SPRING-SCRAPER	2
12	1011285	BOLT-HEX: .31 X 2.00 NC GR5 ZP	2
13	1030700	NUT-TOPLOCK: .31 NC GR5 ZP	6
14	72702	WLDMT-GEARBOX COVER	1
15	53687	PIN-HAIR: .14 X 1.94 ZP	2
16	72820*	WLDMT-REAR MOUNT 12R	2
17	58009*	ROD ZP	6
18	58446*	SPACER ZP	4
19	72822*	PLATE-RETAINER STRIP 12R	2
20	1011608*	BOLT-HEX: .50 X 1.75 NC GR5 ZP	8
21	1027461*	NUT-TOPLOCK: .50 NC GR5 ZP	8
22	1011828*	WASHER-FLAT .38 ZP	40
23	1011603*	BOLT-HEX: .38 X 1.75 NC GR5 ZP	4
24	1016999*	NUT-TOPLOCK: .38 NC GR5 ZP	56
25	73320	WLDMT-REAR SHIELD 12R	2
26	73322	PLATE-REAR SHIELD MNT	4
27	64364	U-BOLT: .38 X 5.13 X 6.00 X 5.13	4
28	1011600	BOLT-HEX: .38 X 1.00 NC GR5 ZP	12
35	72877	WLDMT-REAR DOOR RH	1
36	72879	WLDMT-REAR DOOR SUPPORT RH	1
37	1011601	BOLT-HEX: .38 X 1.25 NC GR5 ZP	8
38	1016362	BOLT-CRG: .38 X 1.25 NC GR5 ZP	14
39	51303	DOOR HINGE ROD ZP	2
40	65702	BOLT-CRG: .31 X .75 NC GR5 ZP	4
41	1011583	WASHER-FLAT: .31 ZP	4
43	69117	U-ROD ZP	6
44	72696	PLATE-DOOR TAB	2
45	72876	WLDMT- REAR DOOR LH	1

\*ITEMS 16-24 AND 43USED WITH REAR GRABROLL OPTION ONLY



## HARVESTER STAND #63397

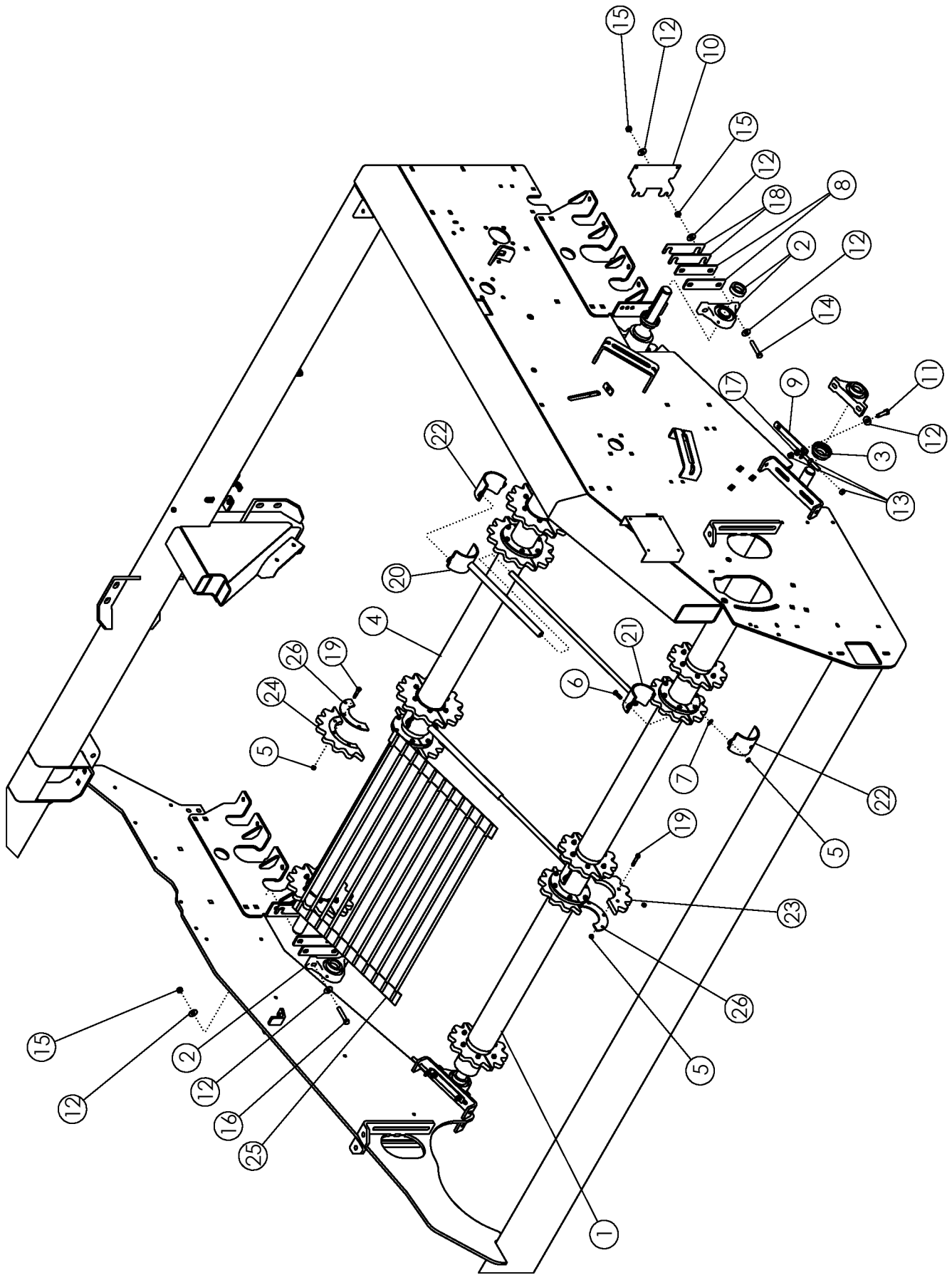
ITEM	PART NO.	DESCRIPTION	QTY
1	63382	WLDMT-STAND SUPPORT	1
2	63377	WLDMT-STAND MOUNT	1
3	63407	PIN-BENT	1
4	1018957	BOLT-HEX: .63 X 8.00 NC GR5 ZP	2
5	1016595	NUT-TOPLOCK: .63 NC GR5 ZP	2





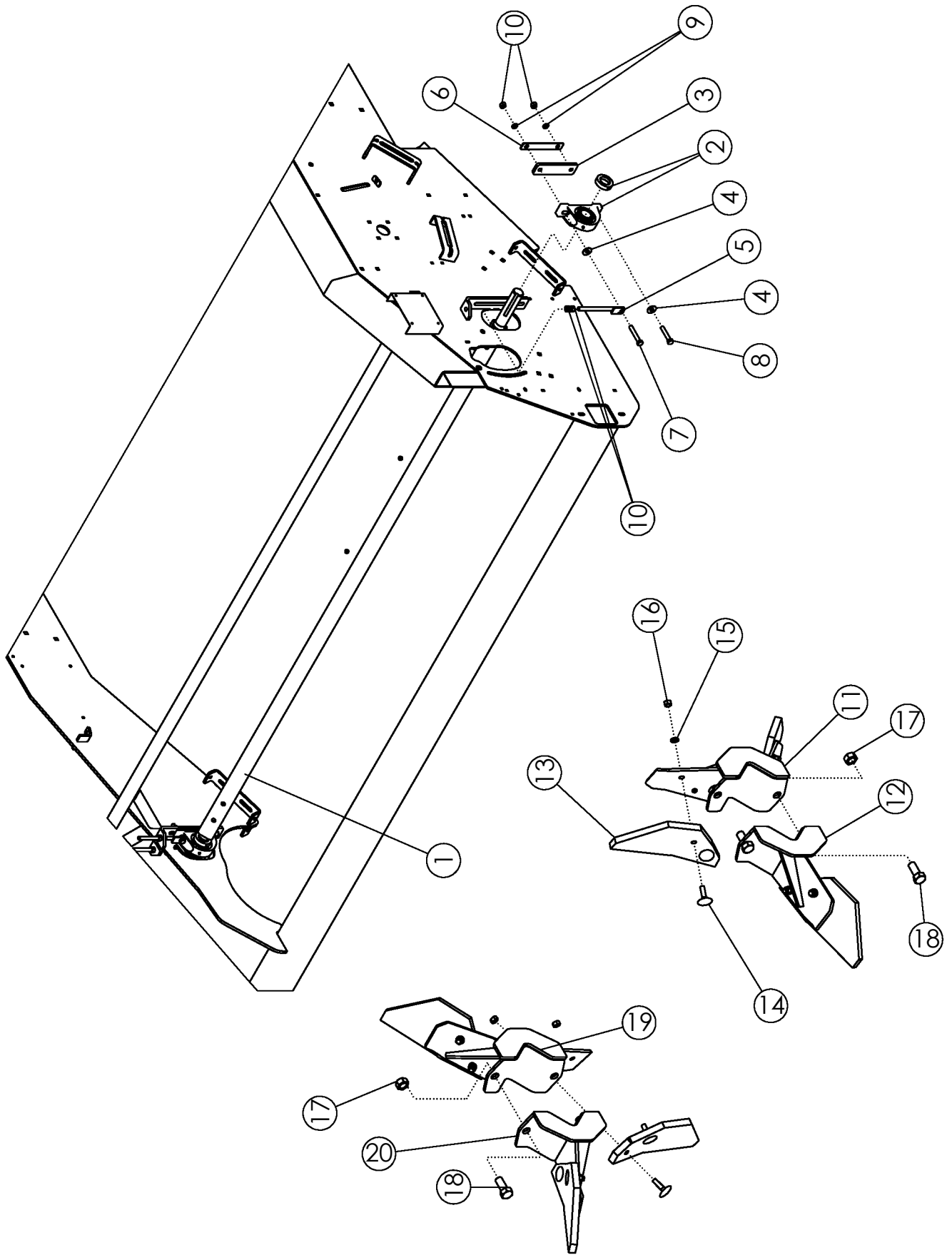
## APRON SHAFT - HOOK CHAIN

ITEM	PART NO.	DESCRIPTION	QTY
1	63394	WLDMT- BOTTOM APRON SHAFT	2
2	52405	BEARING-PILLOW 1-3/4"	8
3	52382	SEAL PROTECTOR 1-3/4"	4
4	72555	WLDMT-TOP APRON SHAFT	2
5	1011603	BOLT-HEX: .38 X 1.75 NC GR5 ZP	144
6	1016999	NUT-TOPLOCK: .38 NC GR5 ZP	160
7	64991	BOLT-HEX: .38 X 1.25 NC GR8 ZP	16
8	1011828	WASHER-FLAT .38 ZP	16
9	56672	SHIM-BEARING	8
10	72606	WLDMT-ADJUSTER LOWER APRON ZP	4
11	72472	GUARD-BELT	2
12	1017708	BOLT-HEX: .50 X 2.25 NC GR5 ZP	8
13	1014443	WASHER-FLAT: .50 ZP	32
14	1011577	NUT-HEX: .50 NC ZP	8
15	1011611	BOLT-HEX: .50 X 3.00 NC GR5 ZP	4
16	1027461	NUT-TOPLOCK: .50 NC GR5 ZP	16
17	1011610	BOLT-HEX: .50 X 2.50 NC GR5 ZP	4
18	1011581	WASHER-LOCK: .50 ZP	8
19	300146	SHIM-BEARING .120 THICK	8
20	64162	WLDMT-UPPER FILLER	4
21	64161	WLDMT-LOWER FILLER	4
22	64159	CLAMP-FILLER PAINTED	8
23	58322	DISC-HALF 4" SHAFT ZP	24
24	62836	DISC-HALF SPACER ZP	48
25	58318	SPROCKET-HALF 2.375 12T 4" SHAFT ZP	24
26	53846	CHAIN 5/8 X 42 X 2.38 - 23LPR	12
	53844	CHAIN 1/2 X 42 X 2.38 - 23LPR	
	302228	CHAIN 1/2 X 42 X 2.38 - 23LPR (ALL UP LINKS)	



## APRON SHAFT - BELTED CHAIN

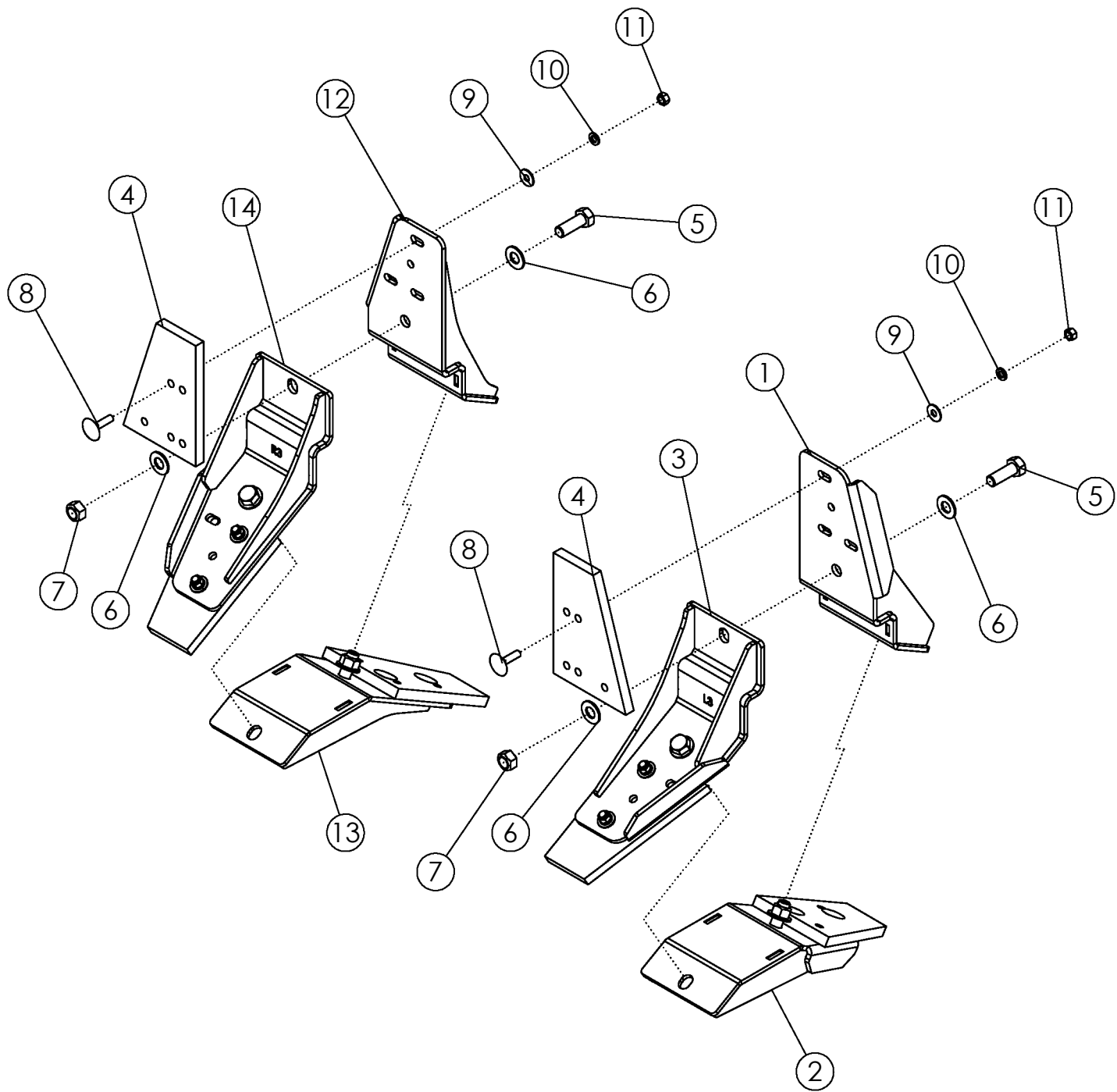
ITEM	PART NO.	DESCRIPTION	QTY
1	302433	WLDMT- BOTTOM APRON SHAFT	2
2	52405	BEARING-PILLOW 1-3/4"	8
3	52382	SEAL PROTECTOR 1-3/4"	4
4	72555	WLDMT-TOP APRON SHAFT	2
5	1016999	NUT-TOPLOCK: .38 NC GR5 ZP	160
6	64991	BOLT-HEX: .38 X 1.25 NC GR8 ZP	16
7	1011828	WASHER-FLAT .38 ZP	16
8	56672	SHIM-BEARING	8
9	72606	WLDMT-ADJUSTER LOWER APRON ZP	4
10	72472	GUARD-BELT	2
11	1017708	BOLT-HEX: .50 X 2.25 NC GR5 ZP	8
12	1014443	WASHER-FLAT: .50 ZP	32
13	1011577	NUT-HEX: .50 NC ZP	4
14	1011611	BOLT-HEX: .50 X 3.00 NC GR5 ZP	8
15	1027461	NUT-TOPLOCK: .50 NC GR5 ZP	16
16	11610	BOLT-HEX: .50 X 2.50 NC GR5 ZP	4
17	1011581	WASHER-LOCK: .50 ZP	8
18	300146	SHIM-BEARING .120 THK	8
19	1011603	BOLT-HEX: .38 X 1.75 NC GR5 ZP	144
20	301532	WLDMT-UPPER FILLER 4" SHAFT WIDE	4
21	301531	WLDMT-LOWER FILLER 4" SHAFT WIDE	4
22	301533	CLAMP-FILLER 4" SHAFT WIDE PAINTED	8
23	69255	SPROCKET-SPLIT 56MM 12T APRON	12
	63414	DISC-SPLIT COUNTER BORED	
24	301075	SPROCKET-SPLIT 56MM 5/8 ROD 14T CB 4" SHA	12
25	69659	BELT-56MM APRON 5/8 X 42 (48 LPR)	6
	59560	BELT-56MM APRON 1/2 X 42 (48 LPR)	
26	303216	DISC-HALF WEAR PLATE 4"	8





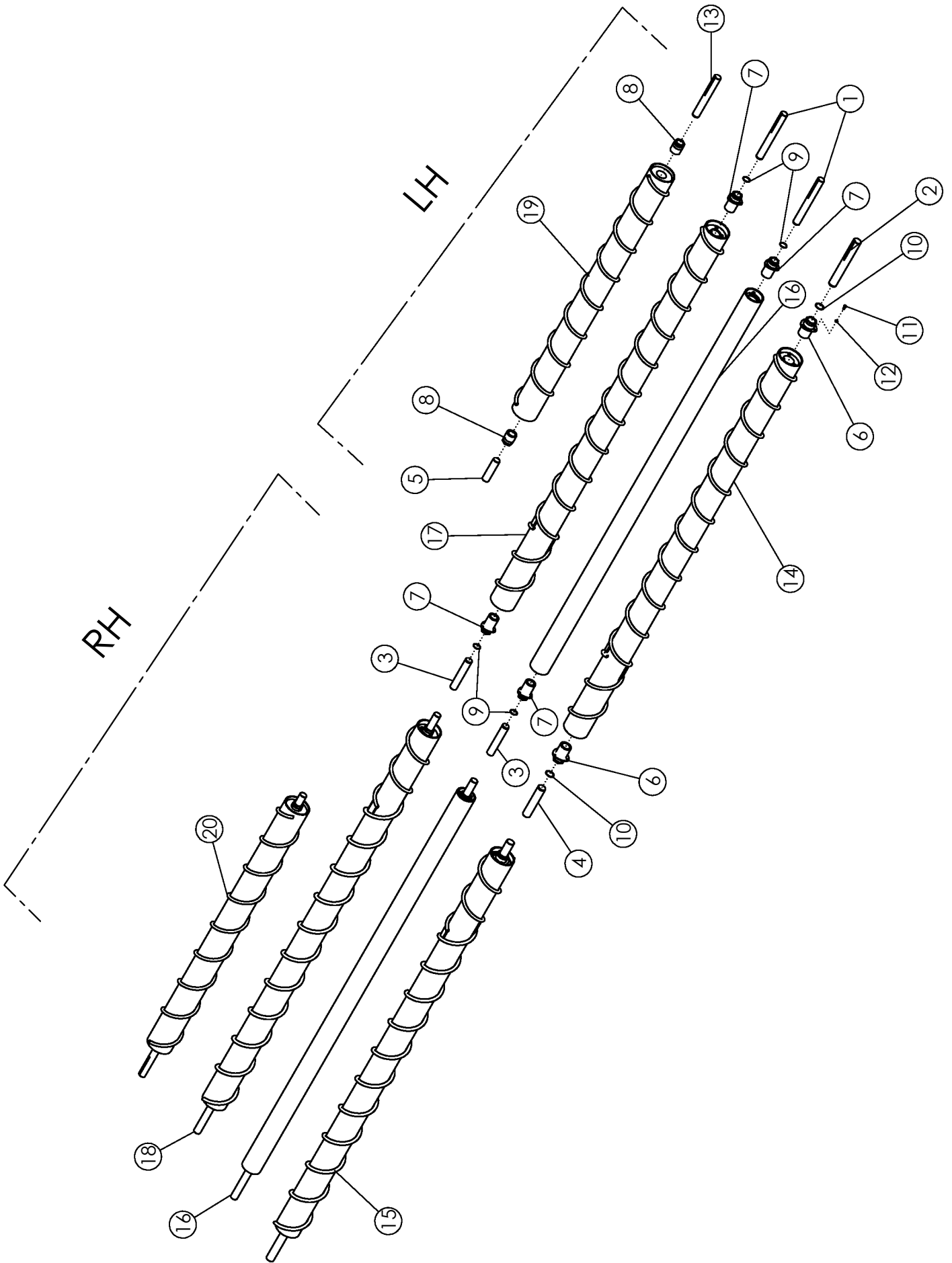
## PADDLE SHAFT

ITEM	PART NO.	DESCRIPTION	QTY
1	72035	WLDMT-PADDLE SHAFT 12R	2
2	57997	BEARING-PILLOW 2"	4
3	57996	SHIM-BEARING ZP	4
4	1013024	WASHER-FLAT: .63 ZP	8
5	51365	TIGHTENER BOLT	4
6	57998	PLATE-BACKING ZP	4
7	1016726	BOLT-HEX: .63 X 4.00 NC GR5 ZP	4
8	1014000	BOLT-HEX: .63 X 3.50 NC GR5 ZP	4
9	1011813	WASHER-LOCK: .63 ZP	8
10	1011578	NUT-HEX: .63 NC GR2 ZP	16
11	50719	WLDMT - PADDLE DOUBLE LH	12
12	50720	WLDMT - PADDLE LH SINGLE	12
13	51562	PADDLE-RUBBER	72
14	1030779	BOLT-ELEVATOR: .38 X 1.50 NC ZP	144
15	1011586	WASHER-LOCK: .38 ZP	144
16	1011576	NUT-HEX: .38 NC GR2 ZP	144
17	1016595	NUT-TOPLOCK: .63 NC GR5 ZP	48
18	1014349	BOLT-HEX: .63 X 1.50 NC GR5 ZP	48
19	50722	WLDMT - PADDLE DOUBLE RH	12
20	50721	WLDMT - PADDLE RH SINGLE	12



## HYBRID PADDLE ASSY

ITEM	PART NO.	DESCRIPTION	QTY
1	301863	WLDMT-PADDLE SPLIT LH 1	1
2	301867	WLDMT-PADDLE SPLIT LH 2	1
3	301871	WLDMT-PADDLE SPLIT LH 3	1
4	301875	PADDLE-RUBBER SOLID	6
5	1013918	BOLT-HEX .63 X 1.750 NC GR5 ZP	6
6	1013004	WASHER-FLAT : SAE.63 ZP	12
7	1016595	NUT-TOPLOCK: .63 NC GR5 ZP	6
8	1030779	BOLT-ELEVATOR: .38 X 1.50 NC ZP	18
9	1011828	WASHER-FLAT: .38 ZP	18
10	1011586	WASHER-LOCK: .38 ZP	18
11	1011576	NUT-HEX: .38 NC GR2 ZP	18
12	301865	WLDMT-PADDLE SPLIT RH 1	1
13	301869	WLDMT-PADDLE SPLIT RH 2	1
14	301873	WLDMT-PADDLE SPLIT RH 3	1

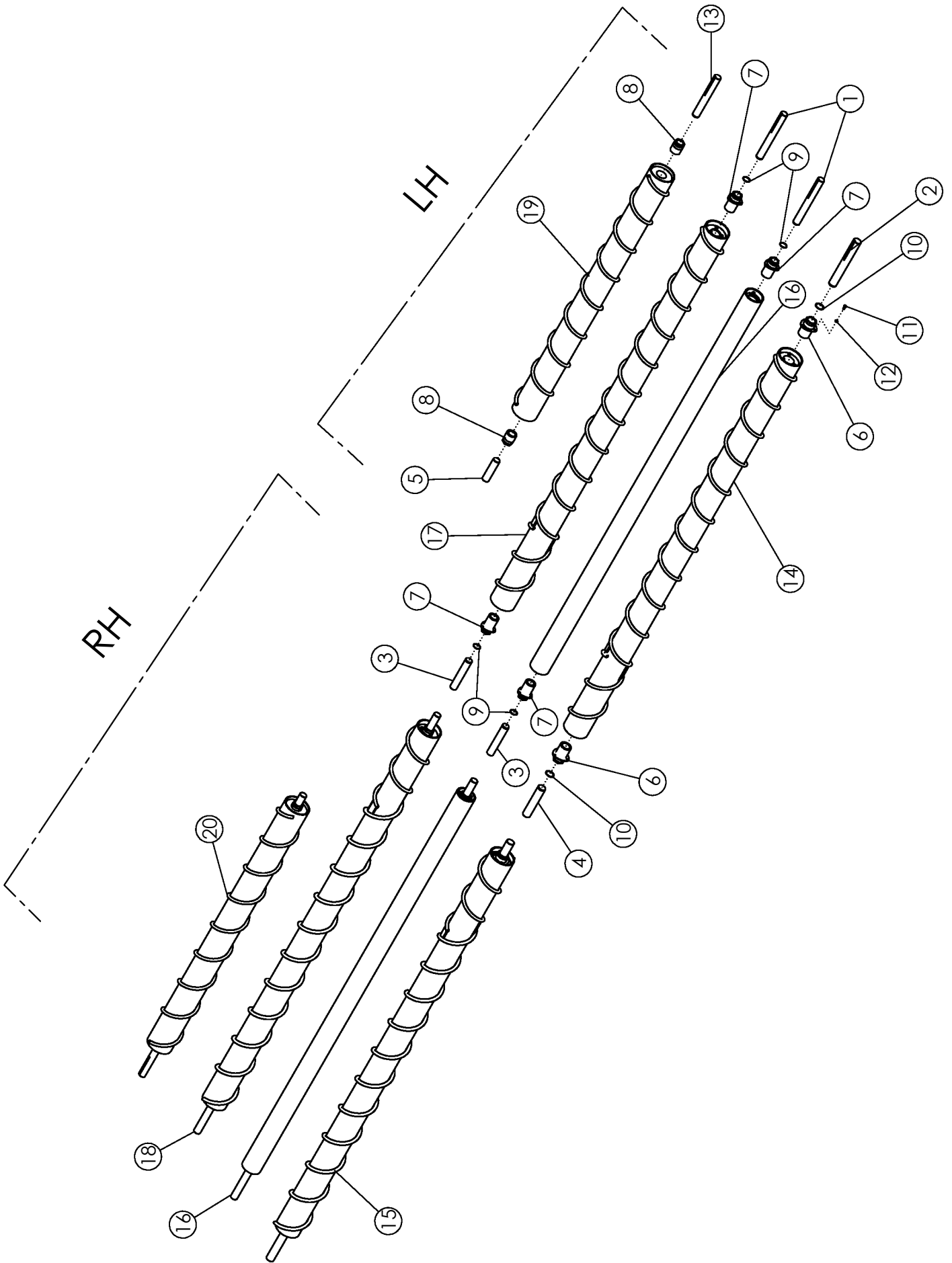




## FRONT CLEANING ROLLS

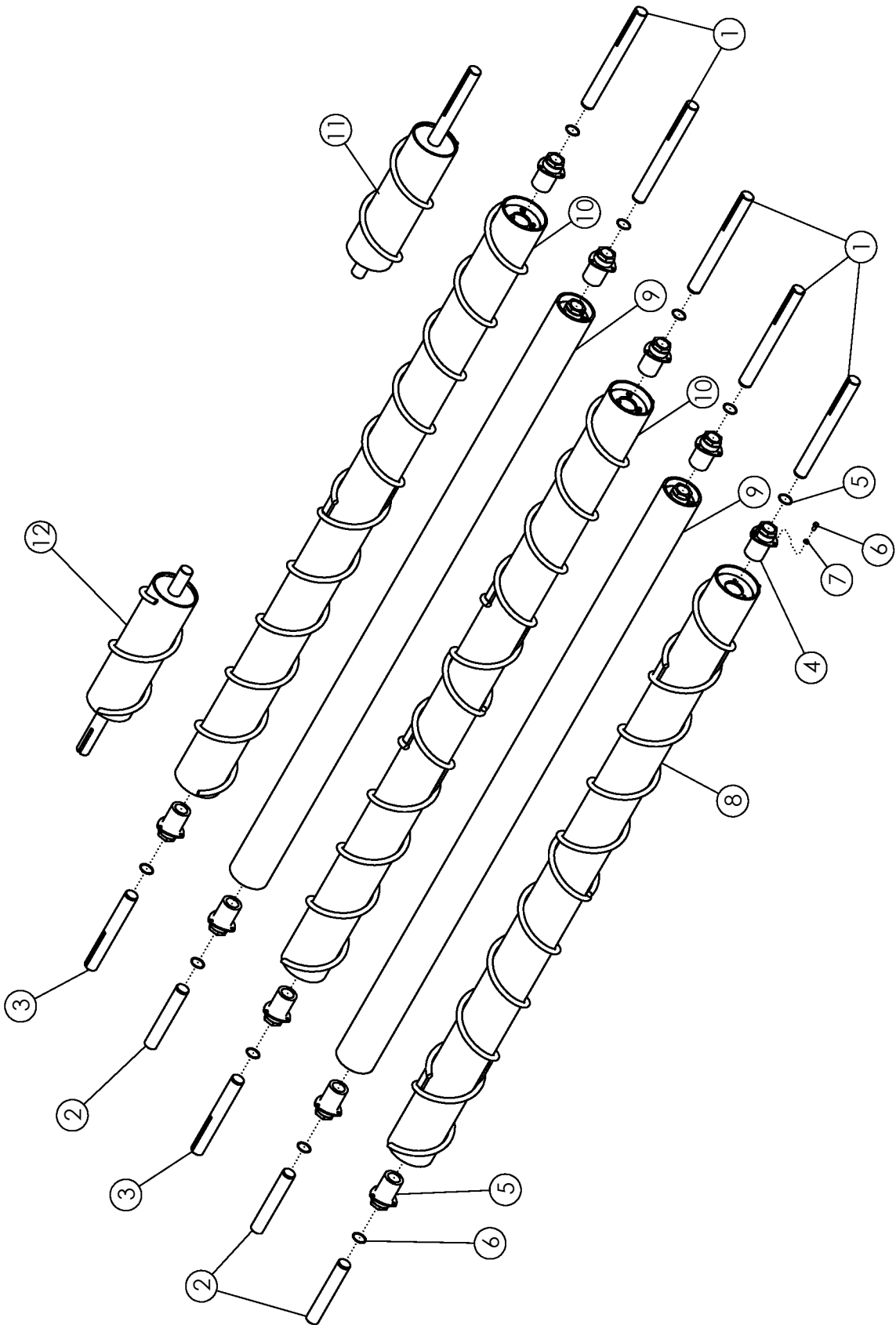
ITEM	PART NO.	DESCRIPTION	QTY
<b>PARTS COMMON TO ALL ROLLS</b>			
1	72542	SHAFT-#2,3,4 DRIVE END	4
2	72539	SHAFT-#1 DRIVE END	2
3	72543	SHAFT-#2,3 IDLER END	4
4	72540	SHAFT-#1 IDLER END	2
5	72794	SHAFT-STUB #4	2
6	64165	TRANTORQUE 2.00 X 3.375	4
7	64163	TRANTORQUE 1.75 X 3.375	8
8	58459	TRANTORQUE 1.75 HD	4
9	64184	RING-RETAINING 1.75	8
10	64185	RING-RETAINING 2.00	4
11	1011599	BOLT-HEX: .38 X .75 NC GR5 ZP	36
12	1011586	WASHER-LOCK: .38 ZP	36
13	72930	SHAFT-DRIVE #4 12R	2
<b>NUMBER ONE ROLL - - LEFT HAND (COMPLETE)</b>			
14	72533	WLDMT-#1LH SCROLLED-12R-STD-TT	1
	72547	WLDMT-#1LH SCROLLED-12R-POLY-TT	
	73022	WLDMT-#1LH SCROLLED-12R-HRD-TT	
<b>NUMBER ONE ROLL - - RIGHT HAND (COMPLETE)</b>			
15	72534	WLDMT-#1RH SCROLLED-12R-STD-TT	1
	72548	WLDMT-#1RH SCROLLED-12R-POLY-TT	
	73023	WLDMT-#1RH SCROLLED-12R-HRD-TT	
<b>NUMBER TWO ROLL (COMPLETE)</b>			
16	72541	ASSY-#2-12R-5.5" STD-TT	2
	72551	ASSY-#2,12R-5" POLY-TT	
<b>NUMBER THREE ROLL - - LEFT HAND (COMPLETE)</b>			
17	72544	WLDMT-#3LH SCROLLED-12R-STD-TT	1
	72553	WLDMT-#3LH SCROLLED-12R-POLY-TT	
	73024	WLDMT-#3LH SCROLLED-12R-HRD-TT	
	302282	WLDMT-#3LH SCROLLED-12R-STD-TT SHORT	
	302291	WLDMT-#3LH SCROLLED-12R-POLY-TT SHORT	
	302379	WLDMT-#3LH SCROLLED-12R-HRD-TT-SRT	

CONTINUED



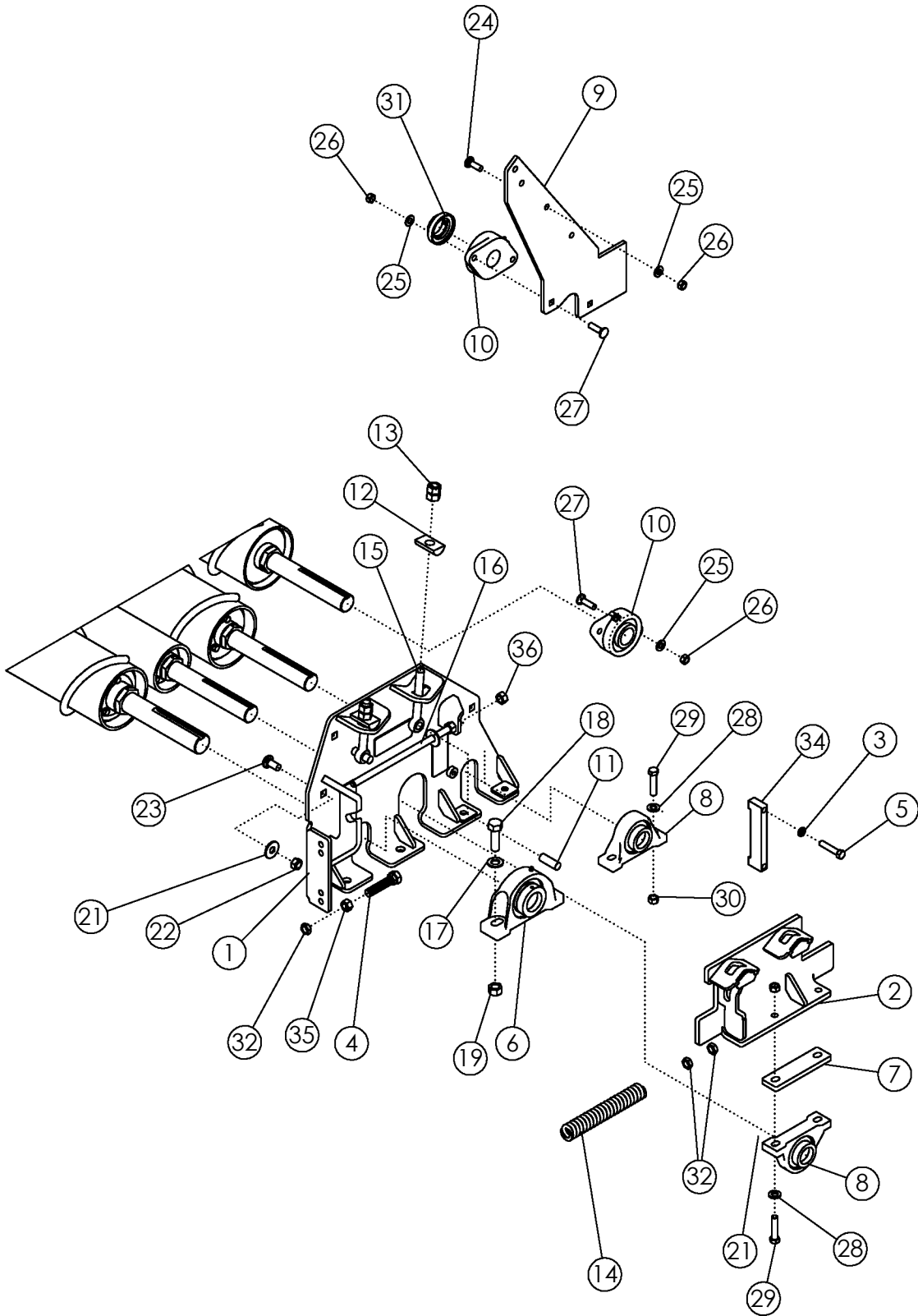
## FRONT CLEANING ROLLS (CONTINUED)

ITEM	PART NO.	DESCRIPTION	QTY
<b>NUMBER THREE ROLL - - RIGHT HAND (COMPLETE)</b>			
18	72545	WLDMT-#3RH SCROLLED-12R-STD-TT	1
	72554	WLDMT-#3RH SCROLLED-12R-POLY-TT	
	73025	WLDMT-#3RH SCROLLED-12R-HRD-TT	
	302281	WLDMT-#3RH SCROLLED-12R-STD-TT SHORT	
	302290	WLDMT-#3RH SCROLLED-12R-POLY-TT SHORT	
	302378	WLDMT-#3RH SCROLLED-12R-HRD-TT-SRT	
<b>NUMBER FOUR ROLL - -LEFT HAND (COMPLETE)</b>			
19	73247	WLDMT-#4LH SCROLLED-12R-STD-TT	1
	73302	WLDMT-#4LH SCROLLED POLY-12R SHORT	
<b>NUMBER FOUR ROLL - - RIGHT HAND (COMPLETE)</b>			
20	73253	WLDMT-#4RH SCROLLED-12R-STD-TT	1
	73303	WLDMT-#4RH SCROLLED POLY-12R SHORT	



<b>REAR CLEANING ROLLS (OPTIONAL)</b>			
<b>ITEM</b>	<b>PART NO.</b>	<b>DESCRIPTION</b>	<b>QTY</b>
<b>PARTS COMMON TO ALL ROLLS</b>			
1	64177	SHAFT-DRIVE #2,3,4,5	5
2	64179	SHAFT-IDLER #2, 3, 4, 6	3
3	72930	SHAFT-DRIVE #4 12R	2
4	64163	TRANTORQUE 1.75 X 3.375	10
5	64184	RING-RETAINING 1.75	10
6	1011599	BOLT-HEX: .38 X .75 NC GR5 ZP	30
7	1011586	WASHER-LOCK: .38 ZP	30
<b>NUMBER ONE ROLL (COMPLETE)</b>			
8	72561	WLDMT-#1 SCROLL-12R-STD-TT	1
	72578	WLDMT-#1 SCROLLED-12R-POLY-TT	
	73109	WLDMT-#1 SCROLL-12R-HRD-TT	
<b>NUMBER TWO AND FOUR ROLL (COMPLETE)</b>			
9	72564	ASSY-#2,4-12R-5.5" STD-TT	1
	72587	ASSY-#2,4-12R-POLY-TT	
<b>NUMBER THREE AND FIVE ROLL (COMPLETE)</b>			
10	72567	WLDMT-#3,5 SCROLL-12R-STD-TT'05-#3)	2
	72580	WLDMT-#3,5 SCROLL-12R-POLY-TT	
	73111	WLDMT-#5 SCROLL-12R-HRD-TT	
<b>NUMBER SIX ROLL - - LEFT HAND (COMPLETE)</b>			
11	72595	WLDMT-#6LH SCROLL-12R	1
	72602	WLDMT-#6LH SCROLL-12R-POLY	
<b>NUMBER SIX ROLL - - RIGHT HAND (COMPLETE)</b>			
12	72594	WLDMT-#6RH SCROLL-12R	1
	72600	WLDMT-#6RH SCROLL-12R-POLY	

\*ITEMS 11 AND 12 ARE USED WITH THE REAR GRABROLL OPTION ONLY

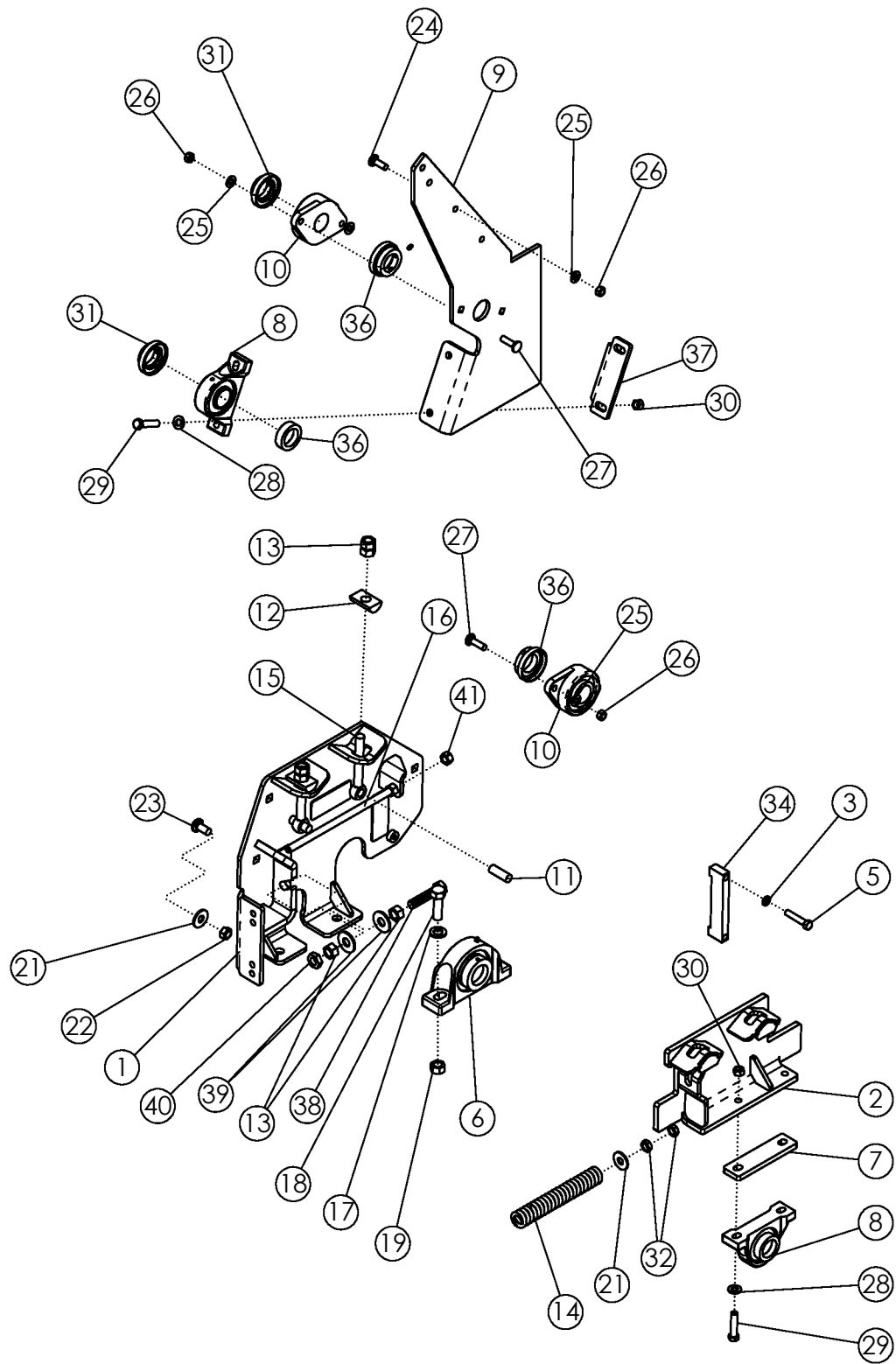




## FRONT CLEANING ROLL MOUNTING PACKAGE

ITEM	PART NO.	DESCRIPTION	QTY
1	73132	WLDMT-MOUNT LH	2
	73133	WLDMT-MOUNT RH (NOT SHOWN)	2
2	73136	WLDMT-SLIDE MOUNT LH	2
	73137	WLDMT-SLIDE MOUNT RH (NOT SHOWN)	2
3	1011581	WASHER-LOCK: .50 ZP	8
4	303390	BOLT-HEX: .75 X 3.50 NC GR5 ZP FT	4
5	1011610	BOLT-HEX: .50 X 2.50 NC GR5 ZP	8
6	57997	BEARING-PILLOW 2"	4
	73029	ASSY-STEEL PILLOW BLK BRG 2.00"	
7	57792	SHIM-BEARING	4
8	52405	BEARING-PILLOW 1-3/4"	8
	64466	ASSY-STEEL PILLOW BLK BRG 1-3/4"	
9	73272	MOUNT-#4 BEARING	2
10	62134	BEARING-FLANGE 1-3/4"	4
11	56675	ROD ZP	8
12	56680	HALF ROUND 1.5" ZP	8
13	1011620	NUT-HEX: .75 NC GR2 ZP	16
14	57878	SPRING 10"	4
15	56814	BOLT-EYEBOLT: .75 X 6.00 ZP	8
16	56815	WLDMT-BOLT & NUT ZP	4
17	1012634	WASHER-FLAT: SAE .75 ZP	8
18	1016598	BOLT-HEX: .75 X 2.50 NC GR5 ZP	8
19	1017000	NUT-TOPLOCK: .75 NC GR5 ZP	8
20	58635*	BOLT-CRG: .63 X 2.00 NC GR5 ZP (NOT SHOWN)	4
21	1013024	WASHER-FLAT: .63 ZP	16
22	1016595	NUT-TOPLOCK: .63 NC GR5 ZP	16
23	72063	BOLT-CRG: .63 X 1.50 NC GR5 ZP	8
24	1011607	BOLT-HEX: .50 X 1.50 NC GR5 ZP	4
25	1011584	WASHER-FLAT: SAE .50 ZP	12
26	1027461	NUT-TOPLOCK: .50 NC GR5 ZP	12
27	59517	BOLT-CRG: .50 X 1.75 NC GR5 ZP	8
28	59104	WASHER-FLAT: .56 GR8 ZP	16
29	59103	BOLT-HEX: .56 X 2.50 NC GR8 ZP	16
30	59105	NUT-TOPLOCK: .56 NC GR8 ZP	16
31	52383	LOCK PROTECTOR 1-3/4"	2
32	1026259	NUT-JAM: .63 NC GR2 ZP	16
33	57877*	SPRING 3" (NOT SHOWN)	4
34	56677	PLATE-RETAINING	4
35	1011578	NUT-HEX: .63 NC GR2 ZP	4
36	59316	NUT-CENTERLOCK: .625 NC GR5 ZP	1

\* USED ON CENTER MOUNTS ONLY

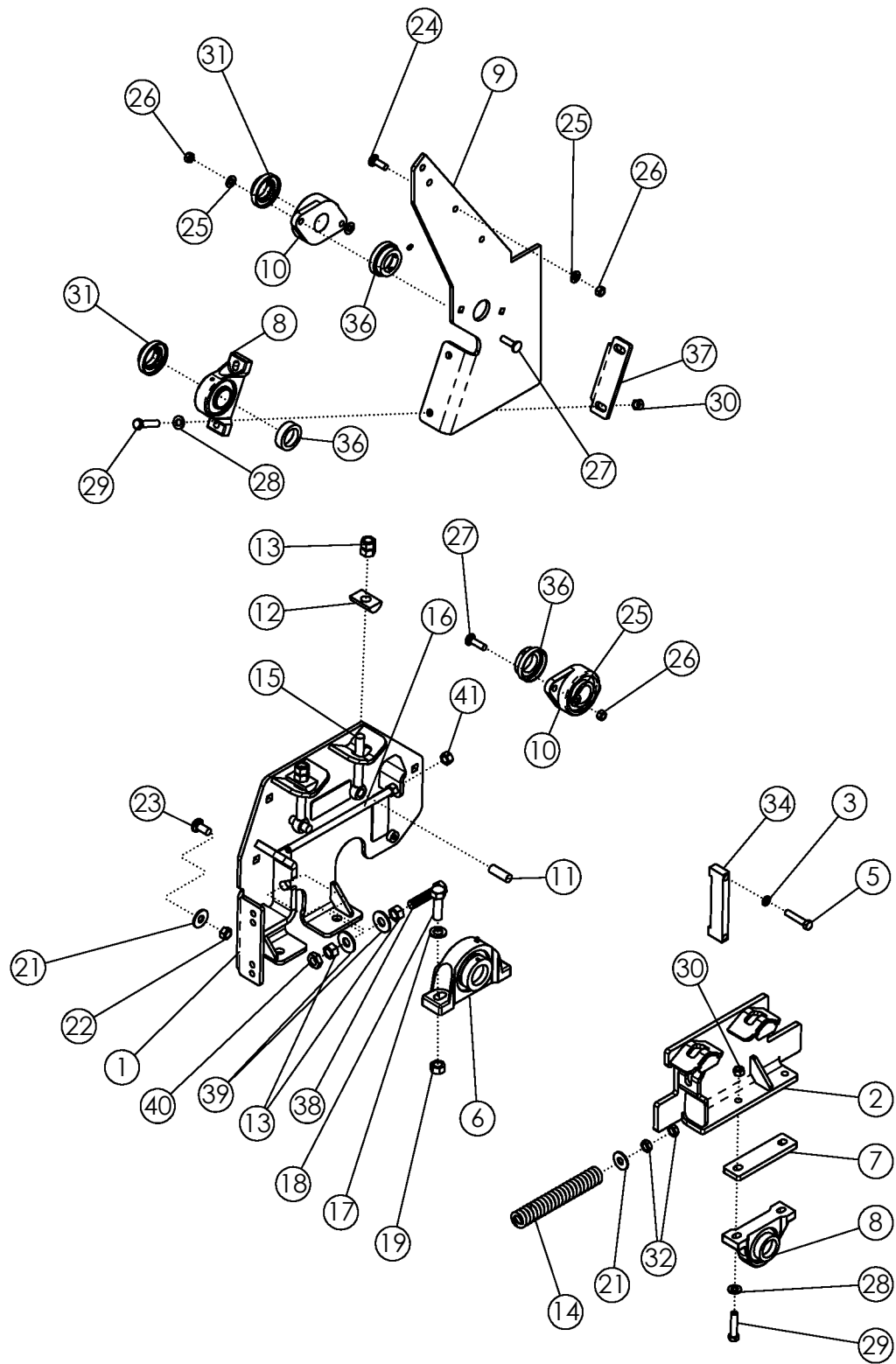




## FRONT CLEANING ROLL MOUNTING PACKAGE - SHORT #3 GRABROLL (OPTION)

ITEM	PART NO.	DESCRIPTION	QTY
1	302294	WLDMT-MOUNT LH	2
	302292	WLDMT-MOUNT RH (NOT SHOWN)	2
2	73136	WLDMT-SLIDE MOUNT LH	2
	73137	WLDMT-SLIDE MOUNT RH (NOT SHOWN)	2
3	1011581	WASHER-LOCK: .50 ZP	8
4	1032273	BOLT-TAP: .63 X 3.50 NC GR5 ZP	4
5	1011610	BOLT-HEX: .50 X 2.50 NC GR5 ZP	8
6	57997	BEARING-PILLOW 2"	4
7	57792	SHIM-BEARING	4
8	52405	BEARING-PILLOW 1-3/4"	8
9	302299	PLATE-MOUNT#4 BEARING LH	1
	302296	PLATE-MOUNT#4 BEARING RH (NOT SHOWN)	1
10	62134	BEARING-FLANGE 1-3/4"	4
11	56675	ROD ZP	8
12	56680	HALF ROUND 1.5" ZP	8
13	1011620	NUT-HEX: .75 NC GR2 ZP	16
14	57878	SPRING 10"	4
15	56814	BOLT-EYEBOLT: .75 X 6.00 ZP	8
16	56815	WLDMT-BOLT & NUT ZP	4
17	1012634	WASHER-FLAT: SAE .75 ZP	8
18	1016598	BOLT-HEX: .75 X 2.50 NC GR5 ZP	8
19	1017000	NUT-TOPLOCK: .75 NC GR5 ZP	8
20	58635*	BOLT-CRG: .63 X 2.00 NC GR5 ZP (NOT SHOWN)	4
21	1013024	WASHER-FLAT: .63 ZP	16
22	1016595	NUT-TOPLOCK: .63 NC GR5 ZP	16
23	72063	BOLT-CRG: .63 X 1.50 NC GR5 ZP	8
24	1011607	BOLT-HEX: .50 X 1.50 NC GR5 ZP	4
25	1011584	WASHER-FLAT: SAE .50 ZP	12
26	1027461	NUT-TOPLOCK: .50 NC GR5 ZP	12
27	59517	BOLT-CRG: .50 X 1.75 NC GR5 ZP	8
28	59104	WASHER-FLAT: .56 GR8 ZP	16
29	59103	BOLT-HEX: .56 X 2.50 NC GR8 ZP	16
30	59105	NUT-TOPLOCK: .56 NC GR8 ZP	16
31	52383	LOCK PROTECTOR 1-3/4"	4
32	1026259	NUT-JAM: .63 NC GR2 ZP	16
33	57877*	SPRING 3" (NOT SHOWN)	4
34	56677	PLATE-RETAINING	4

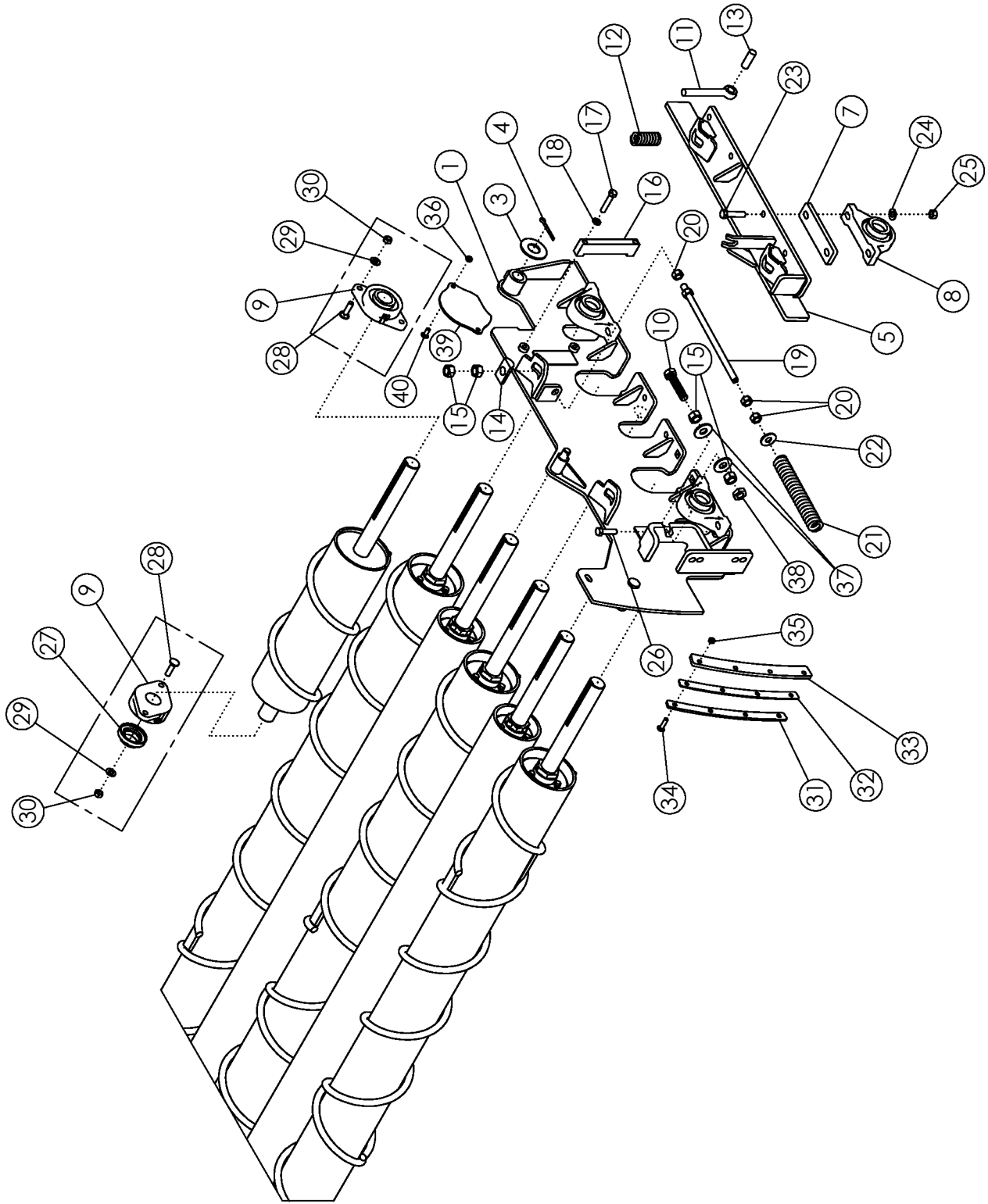
CONTINUED



## FRONT CLEANING ROLL MOUNTING PACKAGE - SHORT #3 GRABROLL (OPTION)

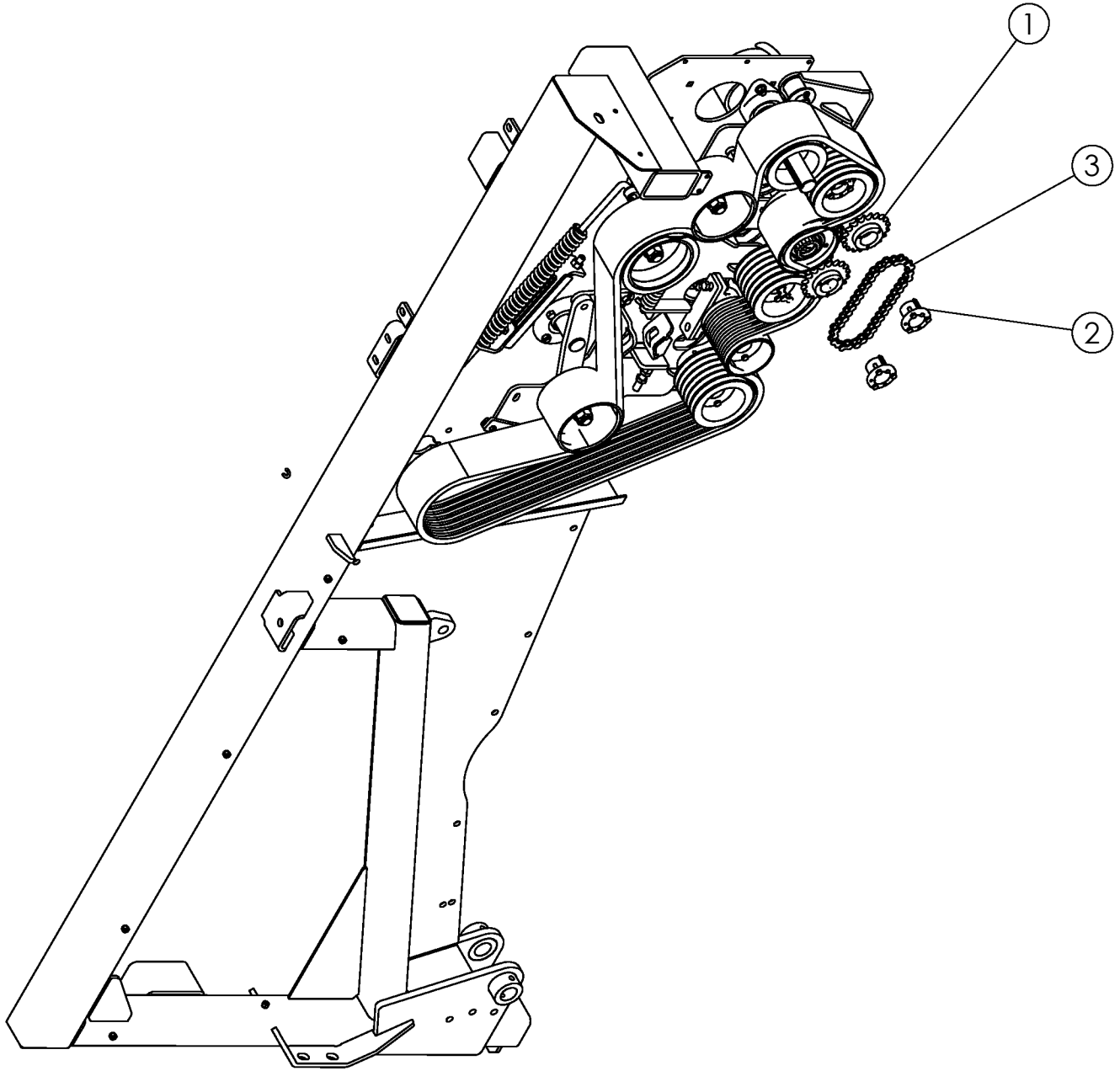
ITEM	PART NO.	DESCRIPTION	QTY
35	1011578	NUT-HEX: .63 NC GR2 ZP	4
36	52382	SEAL PROTECTOR	4
37	302326	PLATE-BENT	2
38	303390	BOLT-HEX: .75 X 3.50 NC GR5 ZP FT	1
39	1030702	WASHER-FLAT: .75 ZP	2
40	1011827	NUT-JAM: .75 NC GR2 ZP	1
41	59316	NUT-CENTERLOCK: .625 NC GR5 ZP	1

\* USED ON CENTER MOUNTS ONLY



<b>REAR CLEANING ROLL MOUNTING (OPTIONAL)</b>			
<b>ITEM</b>	<b>PART NO.</b>	<b>DESCRIPTION</b>	<b>QTY</b>
1	72737	WLDMT-REAR MOUNT 12R LH	1
2	72738	WLDMT-REAR MOUNT 12R RH (NOT SHOWN)	1
3	1013431	WASHER-FLAT: 1.25 ZP	2
4	1016727	PIN-COTTER: .25 X 2.50 NP	2
5	56681	WLDMT-SLIDE MNT LH	1
6	56682	WLDMT-SLIDE MNT RH (NOT SHOWN)	1
7	57792	SHIM-BEARING	4
8	52405	BEARING-PILLOW 1-3/4"	10
	64466	ASSY-STEEL PILLOW BLK BRG 1-3/4" (ROCK ONLY)	
9	62134*	BEARING-FLANGE 1-3/4"	4
10	303390	BOLT-HEX: .75 X 3.50 NC GR5 ZP FT	2
11	56814	ROD END .75 X 6.00	4
12	57877	SPRING 3" (RIGHT SIDE ONLY)	2
13	56675	ROD ZP	4
14	56680	HALF ROUND 1.5" ZP	4
15	1011620	NUT-HEX: .75 NC GR2 ZP	10
16	1011578	NUT-HEX: .63 NC GR2 ZP	6
17	1026259	NUT-JAM: .63 NC GR2 ZP	2
18	56677	PLATE-RETAINING	2
19	1011610	BOLT-HEX: .50 X 2.50 NC GR5 ZP	4
20	1011581	WASHER-LOCK: .50 ZP	4
21	56815	WLDMT-BOLT & NUT ZP	2
22	57878	SPRING 10"	2
23	1013024	WASHER-FLAT: .63 ZP	2
24	59103	BOLT-HEX: .56 X 2.50 NC GR8 ZP	8
25	59104	WASHER-FLAT: .56 GR8 ZP	20
26	59105	NUT-TOPLOCK: .56 NC GR8 ZP	20
27	59102	BOLT-HEX: .56 X 2.00 NC GR8 ZP	12
28	52383*	LOCK PROTECTOR 1-3/4"	2
29	59517*	BOLT-CRG: .50 X 1.75 NC GR5 ZP	8
30	1011584*	WASHER-FLAT: SAE .50 ZP	8
31	1027461*	NUT-TOPLOCK: .50 NC GR5 ZP	8
32	72744	PLATE-ROLL GUIDE BASE	2
33	72745	PLATE-ROLL GUIDE BASE	2
34	72746	PLATE-ROLL GUIDE BASE	2
35	58679	BOLT-CRG: .38 X 1.50 NC GR5 ZP	8
36	1016999	NUT-TOPLOCK: .38 NC GR5 ZP	10
37	1030702	WASHER-FLAT: .75 ZP	4
38	1011827	NUT-JAM: .75 NC GR2 ZP	2
39	303694	PLATE-MOTOR HOLE COVER	1
40	59488	BOLT-CRG: .38 X 1.00 NC GR5 ZP	2

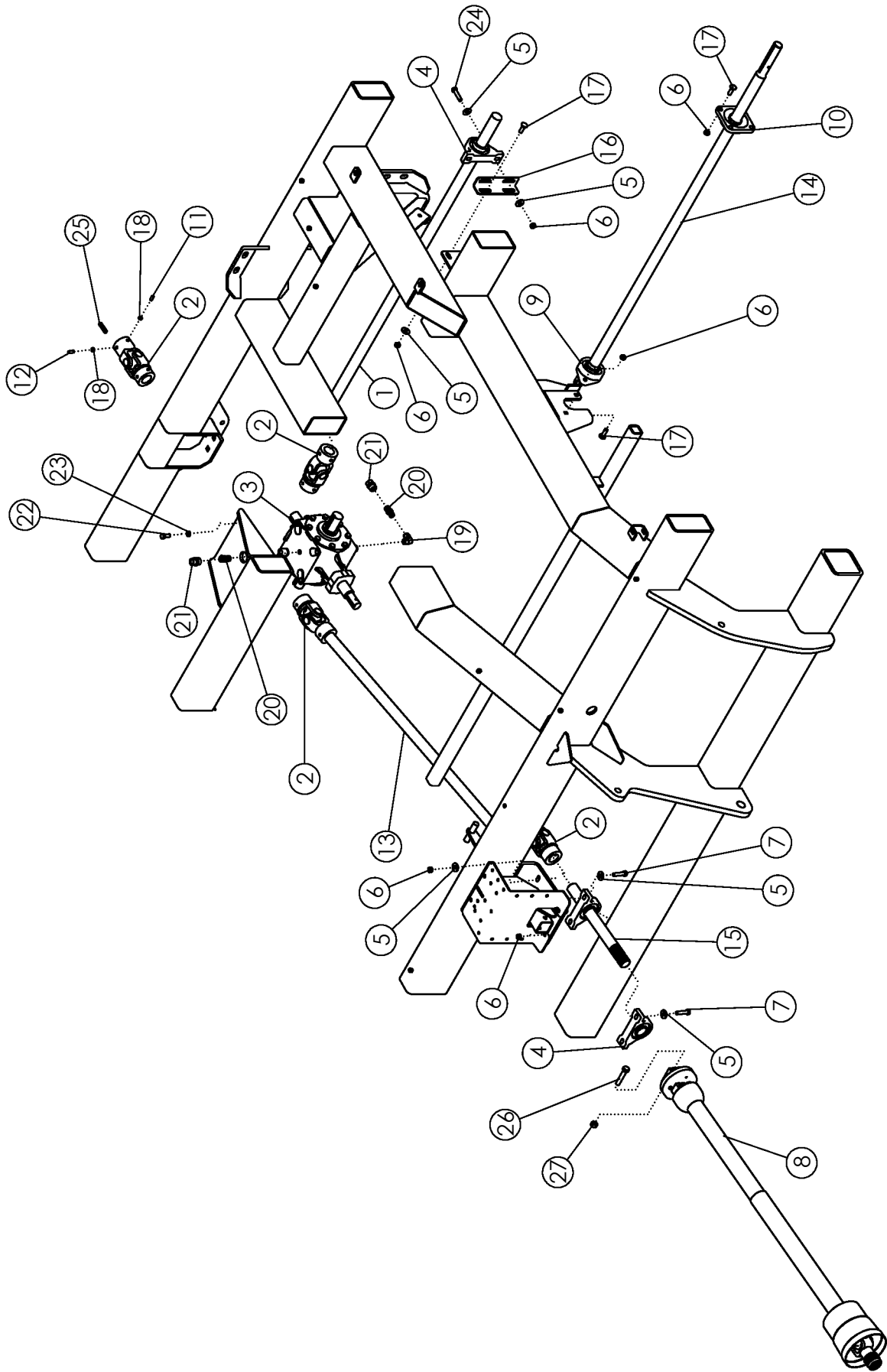
\*ITEMS ARE USED ON REAR GRABROLL OPTION ONLY



## **REVERSE #4 CLEANING ROLL**

<b>ITEM</b>	<b>PART NO.</b>	<b>DESCRIPTION</b>	<b>QTY</b>
1	53649	SPROCKET H60-P20	4
2	53641	HUB P1 1.75 (WITH KEY)	4
3	303567	CHAIN-ROLLER CP 60H-1R-045	2

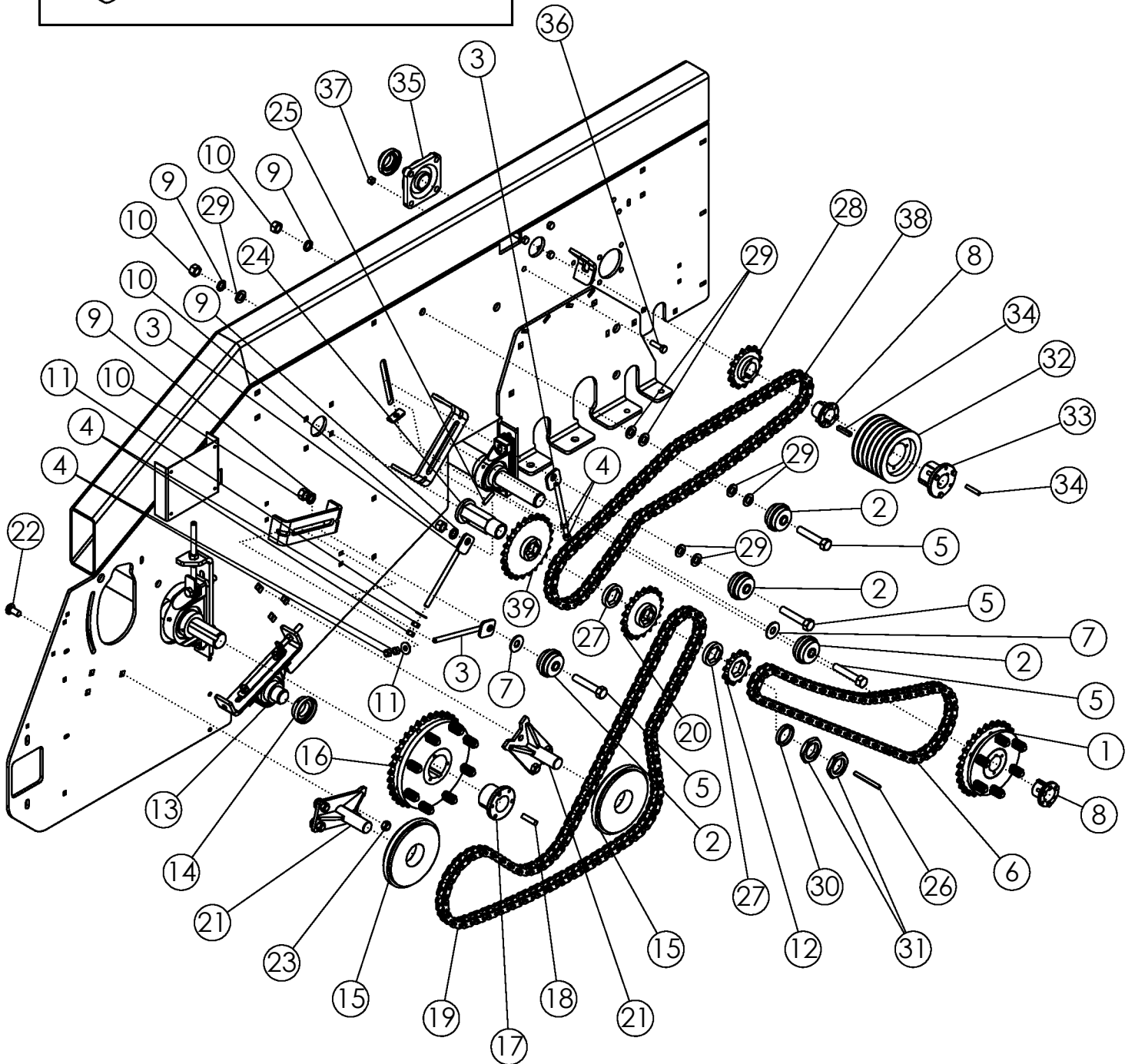
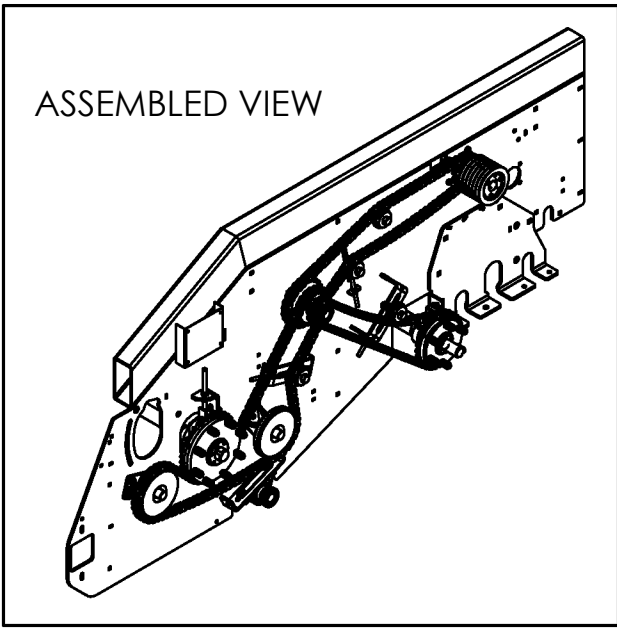




## MAIN DRIVE

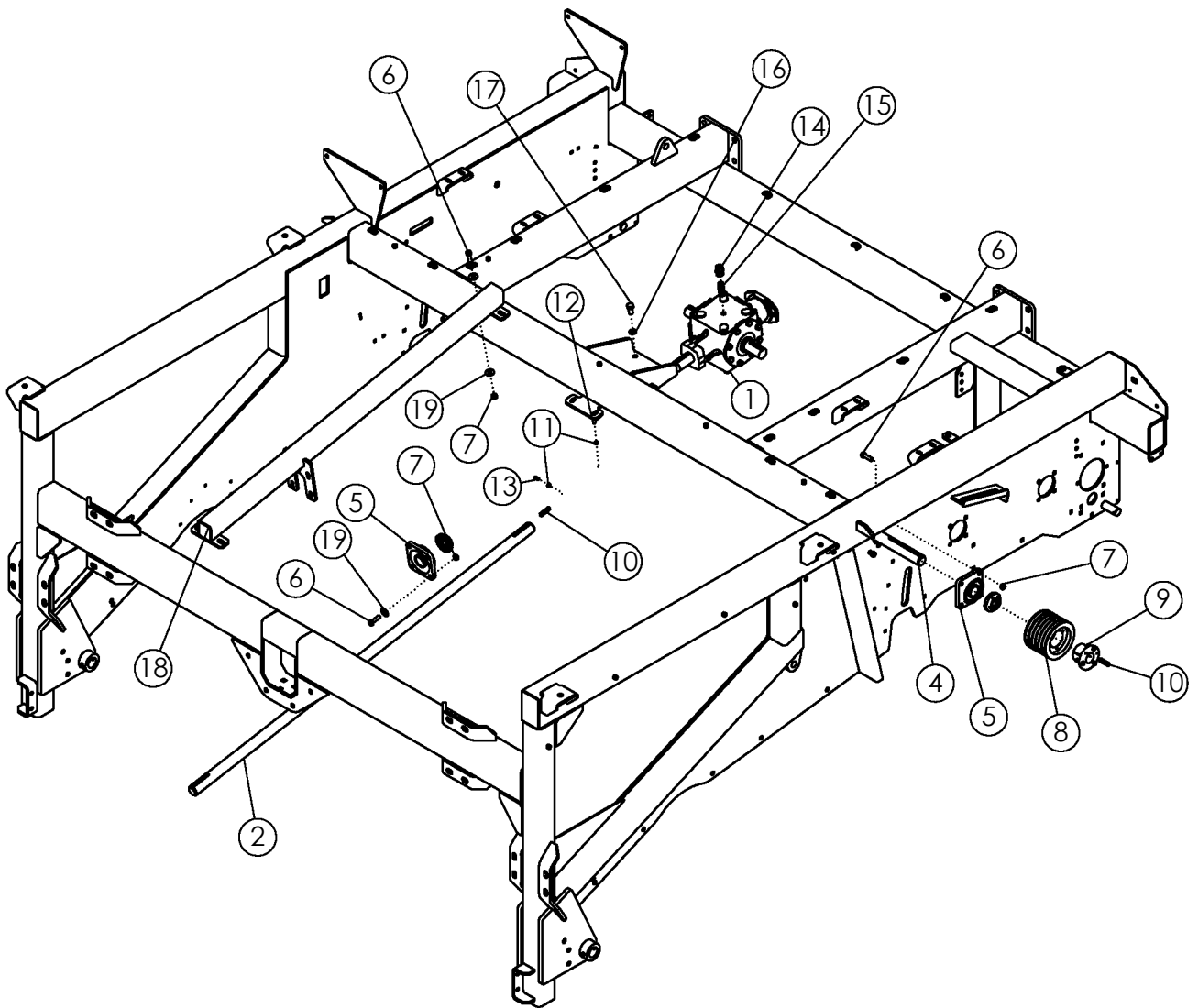
ITEM	PART NO.	DESCRIPTION	QTY
1	73140	SHAFT-DRIVE CROSS 12R	2
2	53642	U-JOINT, 35 SERIES W/EXTENDED LUBE	5
3	73131	GEARBOX-PRARIE 1.82:1 4 WAY	1
	300142	GEARBOX-PRAIRIE (1.82:1) W/ SAE C MOUNT BLK	
4	52405	BEARING-PILLOW 1.75"	4
5	1014443	WASHER-FLAT: .50 ZP	18
6	1027461	NUT-TOPLOCK: .50 NC GR5 ZP	24
7	1017708	BOLT-HEX: .50 X 2.25 NC GR5 ZP	4
8	301558	PTO-CV 1-3/4"-20 X 90 WEASLER (HRV)	1
9	62134	BEARING-FLANGE 1.75 2-BOLT	2
10	52404	BEARING-FLANGE 1.75	2
11	1030708	SCREW-SET: C-P .38 X .75 NC GR8	10
12	1030709	SCREW-SET: C-P .38 X 1.00 NC GR8	10
13	73141	SHAFT-DRIVE 12R FRONT	1
14	73143	SHAFT JACK 1.75	2
15	72078	SPLINE SHAFT	1
16	68274	PLATE-BEARING SUPPORT	2
17	1011660	BOLT-CRG: .50 X 1.50 NC GR5 ZP	16
18	1013519	NUT-JAM: .38 NC GR2 ZP	20
19	64033	FTG-ELBOW: 8MP-8FP 90	1
20	69128	FTG-ADAPTER: 8MP-8MP 4" LONG	2
21	55730	FTG-ADAPTER: 8FP-8FP	2
22	1032509	BOLT-HEX: .63 X 1.25 NC GR5 ZP	4
23	1011813	WASHER-LOCK: .63 ZP	4
24	1011609	BOLT-HEX: .50 X 2.00 NC GR5 ZP	4
25	50152	KEY .38 X .38 X 2.00	10
26	1030704	BOLT-HEX: .63 X 3.25 NC GR8 ZP	2
27	1016595	NUT-TOPLOCK: .63 NC GR5 ZP	2

ASSEMBLED VIEW



## MAIN DRIVE-SIDE COMPONENTS

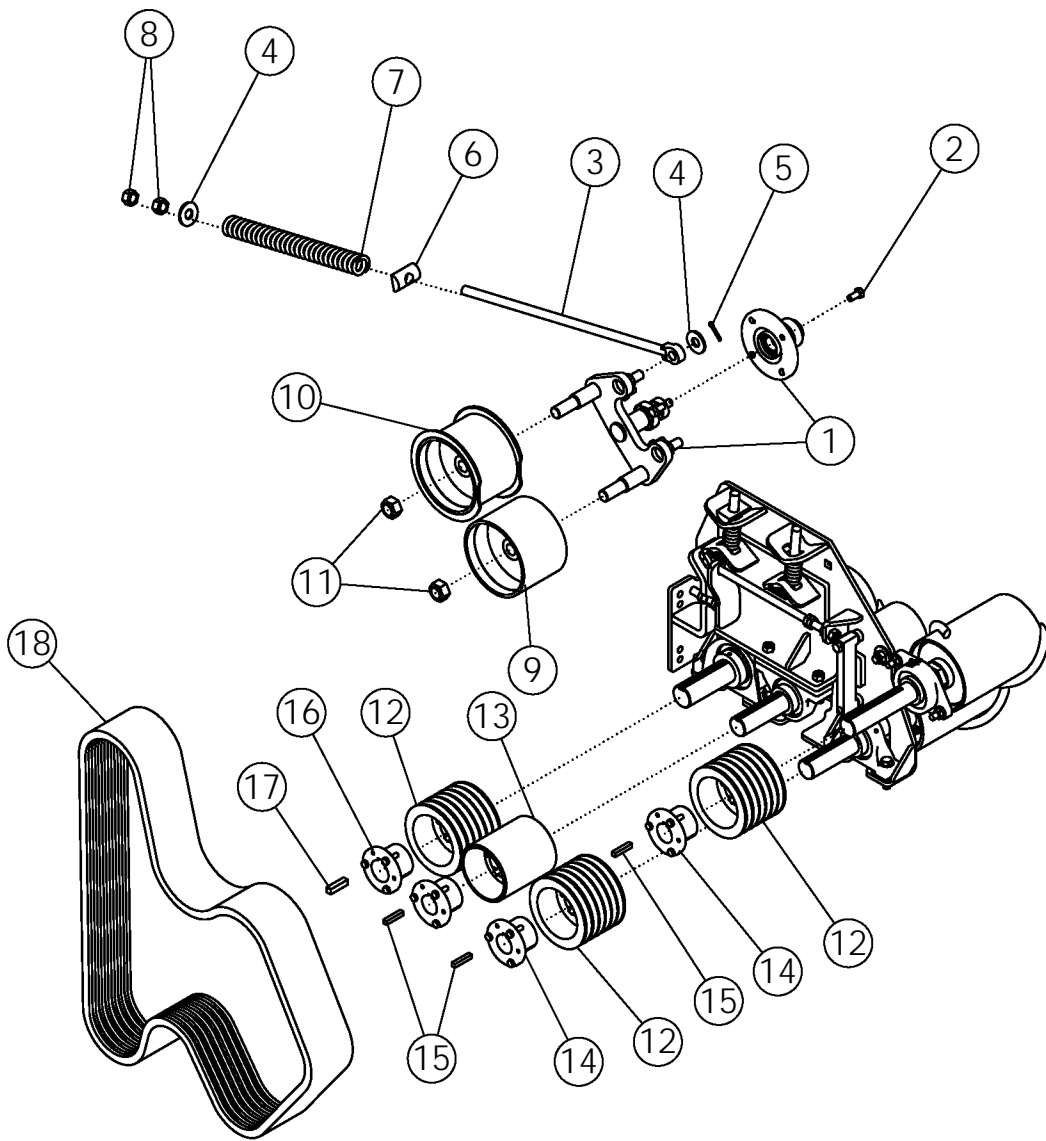
ITEM	PART NO.	DESCRIPTION	QTY
1	72030	SPROCKET-CLUTCH 80P28 PRESET	2
2	72080	IDLEMASTER X.75	8
3	56864	ADJUSTER - ZP	6
4	1011577	NUT-HEX: .50 NC GR2 ZP	12
5	1011625	BOLT-HEX: .75 X 4.00 NC GR5 ZP	8
6	302811	CHAIN-ROLLER 80H-1R-83	2
7	1030702	WASHER-FLAT .75 ZP	4
8	53641	HUB P1 1.75 (WTH KEY)	4
9	1012061	WASHER-LOCK: .75 ZP	8
10	1011620	NUT-HEX: .75 NC GR2 ZP	8
11	1014443	WASHER-FLAT: .50 ZP	4
12	72089	SPROCKET 8012 HEX BORE	2
13	52405	BEARING-PILLOW 1-3/4"	2
14	52382	SEAL PROTECTOR 1-3/4"	2
15	56851	IDLEMASTER 8.50 X 1.44	4
16	57993	SPROCKET-CLUTCH 80Q36 PRESET	2
17	50385	HUB Q1 2"	2
18	57995	KEY .50 X .50 X 2.00	2
19	302810	CHAIN-ROLLER 80H-1R-122	2
20	303346	WLDMT-8019 SPROCKET HEX BORE ZP	2
	303347	WLDMT-8015 SPROCKET HEX BORE ZP	2
21	69625	WLDMT-IDLER PADDLE SHAFT	4
22	72063	BOLT-CRG: .63 X 1.50 NC GR5 ZP	12
23	1016595	NUT-TOPLOCK: .63 NC GR5 ZP	12
24	303349	WELDT-72082 HEX HUB W/END CAP	2
25	72084	PIN-ROLL: .25 X 2.25 NP	2
26	72085	KEY .38 X .38 X 2.00	2
27	303342	PLATE-HEX HUB SPACER	4
28	64155	SPROCKET H80-P15	2
29	1012634	WASHER-FLAT: SAE .75 ZP	14
30	72470	PLATE-SPACER	2
31	72090	NUT-JAM 1.875-16UN 2B ZP	4
32	56646	SHEAVE 6TB62	2
33	50335	HUB Q1 1-3/4"	2
34	50152	KEY .38 X .38 X 2.00	2
35	52404	BEARING-FLANGE 1.75 NOT TO SPEC	2
36	1011608	BOLT-HEX: .50 X 1.75 NC GR5 ZP	8
37	1027461	NUT-TOPLOCK: .50 NC GR5 ZP	8
38	302809	CHAIN-ROLLER CP 80H-1R-94	2
39	303344	WELDT-8024 SPROCKET HEX BORE ZP	2





## MAIN DRIVE REAR

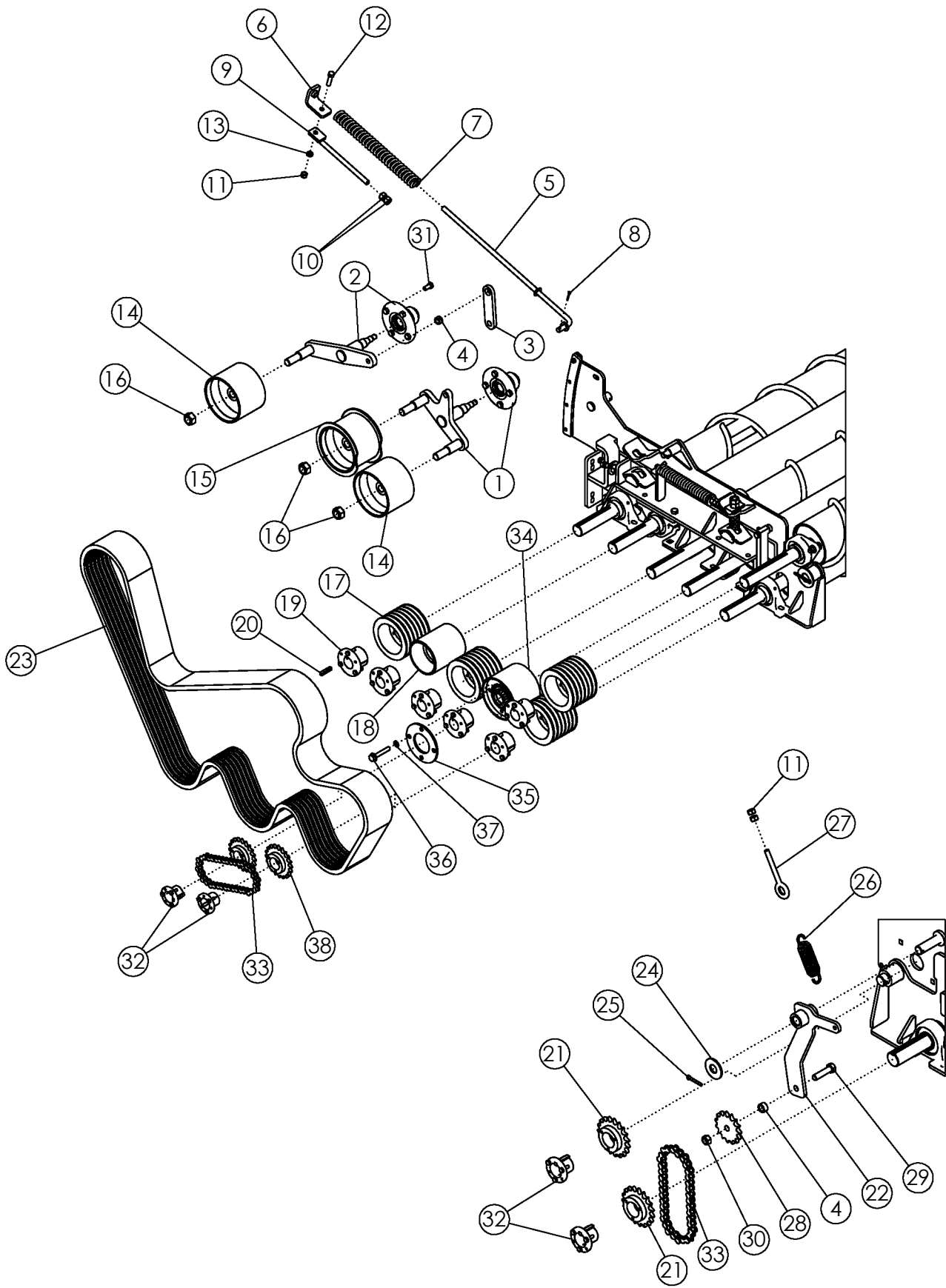
ITEM	PART NO.	DESCRIPTION	QTY
1	62015	GEARBOX-PRAIRIE (1.81:1) C-MOUNT	1
2	73142	SHAFT-DRIVE 12R REAR	1
3	53642	U-JOINT	2
4	72755	SHAFT-REAR DRIVE 12R	1
5	52404	BEARING-FLANGE 1.75	2
6	1011608	BOLT-HEX: .50 X 1.75 NC GR5 ZP	12
7	1027461	NUT-TOPLOCK: .50 NC GR5 ZP	12
8	56646	SHEAVE 6TB62	1
	56647	SHEAVE 6TB68	
	53668	SHEAVE 6TB56	
9	50335	HUB Q1 1.75	1
10	50152	KEY .38 X .38 X 2.00	5
11	1013519	NUT-JAM: .38 NC GR2 ZP	8
12	1030709	SCREW-SET: C-P .38 X 1.00 NC GR8	4
13	1030708	SCREW-SET: C-P .38 X .75 NC GR8	4
14	55730	FTG-ADAPTER: 8FP-8FP	1
15	69128	FTG-ADAPTER: 8MP-8MP 4" LONG	1
16	1011813	WASHER-LOCK: .63 ZP	4
17	1032509	BOLT-HEX: .63 X 1.25 NC GR5 ZP	4
18	72998	WLDMT-BEARING MOUNT	1
19	1014443	WASHER-FLAT: .50 ZP	12



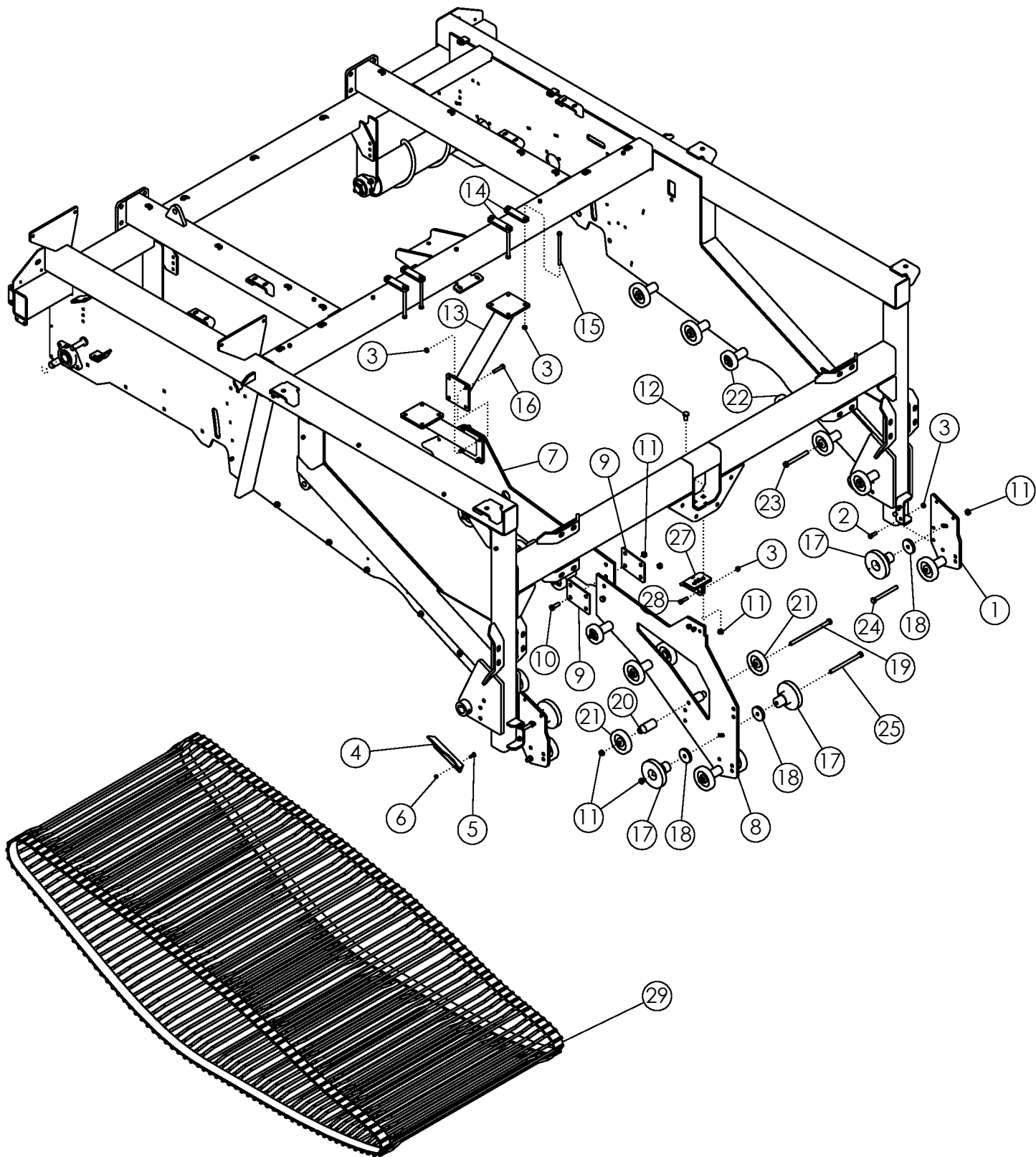


## FRONT CLEANING ROLL DRIVE

ITEM	PART NO.	DESCRIPTION	QTY
1	72058	ASSY-SPINDLE & HUB	2
2	1015558	BOLT-HEX: .50 X 1.00 NF GR5 ZP	8
3	72057	ROD END .75 X 27.50	2
4	1030702	WASHER-FLAT: .75 ZP	4
5	1012375	PIN-COTTER .19 X 1.50 NP	2
6	56680	HALF ROUND 1.5" ZP	2
7	56853	SPRING-BLACK	2
8	1011620	NUT-HEX: .75 NC GR2 ZP	4
9	50387	WLDMT-IDLER	2
10	57933	WLDMT- IDLER	2
11	1016969	NUT-TOPLOCK: 1.00 NC GR5 ZP	4
12	56646	SHEAVE 6TB62	6
13	56396	WLDMT-PULLEY 6R	2
14	50335	HUB Q1 1-3/4"	6
15	50152	KEY .38 X .38 X 2.00	6
16	50385	HUB Q1 2"	2
17	57995	KEY .50 X .50 X 2.00	2
18	72056	V-BELT 6B108	2

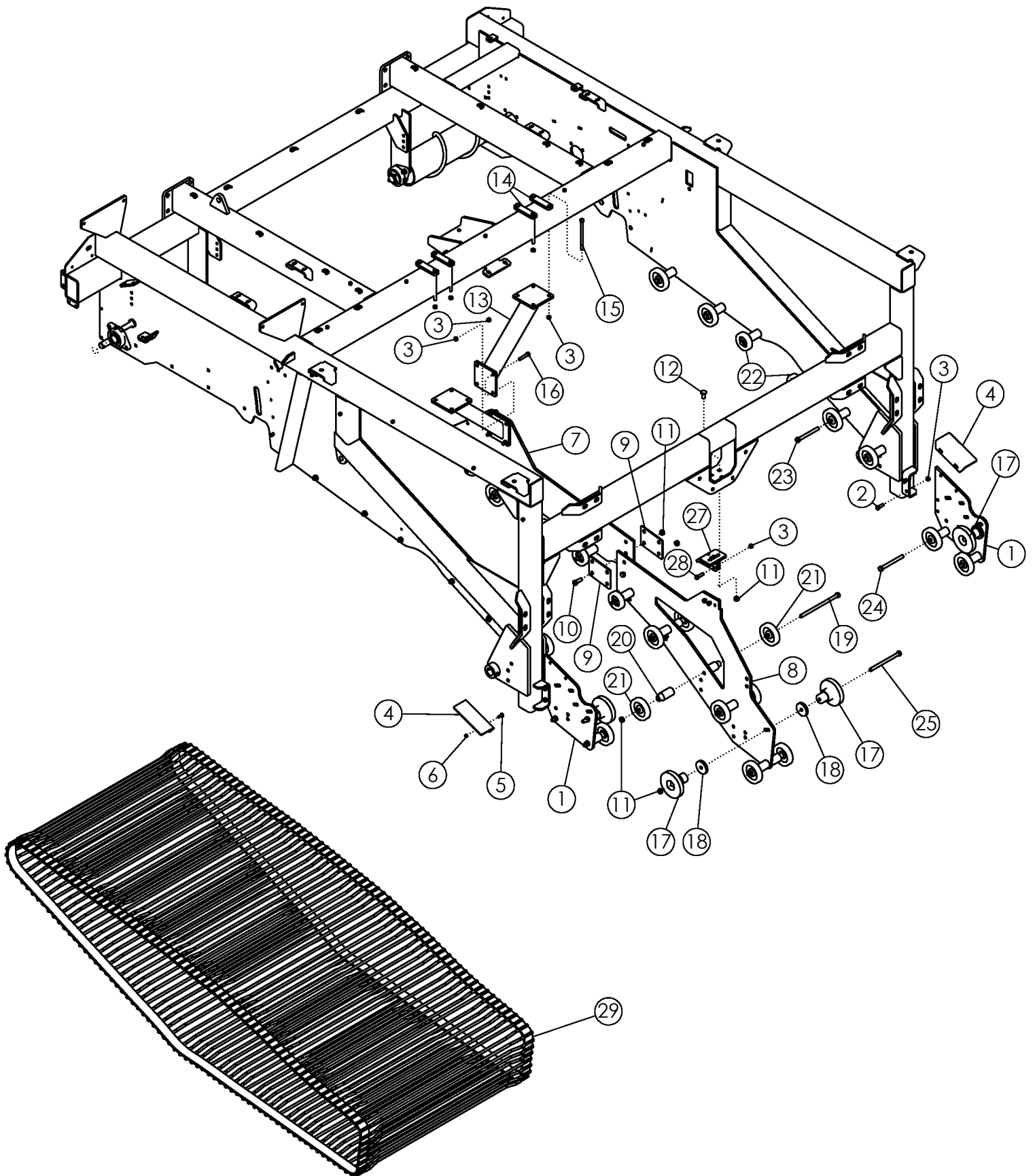


<b>REAR CLEANING ROLL DRIVE (OPTIONAL)</b>			
<b>ITEM</b>	<b>PART NO.</b>	<b>DESCRIPTION</b>	<b>QTY</b>
1	72753	ASSY-REAR TENSION IDLER	1
2	72749	ASSY-REAR IDLER	1
3	72153	LINK-REAR IDLER	1
4	53449	SLEEVE-HINGE	2
5	56711	ROD-PLATED	1
6	56708	HOLDER-PLATED	1
7	56853	SPRING-BLACK	1
8	1019827	PIN-COTTER .19 X 1.00 NP	1
9	56707	ADJUSTMENT ROD ZP	1
10	1011578	NUT-HEX: .63 NC GR2 ZP	2
11	1011577	NUT-HEX: .50 NC ZP	3
12	1011609	BOLT-HEX: .50 X 2.00 NC GR5 ZP	1
13	1011581	WASHER-LOCK: .50 ZP	1
14	50387	WLDMT-IDLER	2
15	57933	WLDMT- IDLER	1
16	1016969	NUT-TOPLOCK: 1.00 NC GR5 ZP	3
17	56646	SHEAVE 6TB62	4
18	56396	WLDMT-PULLEY 6R	1
19	50335	HUB Q1 1.75	6
20	50152	KEY .38 X .38 X 2.00	6
21	62106	SPROCKET H60-P19	2
22	72903	WLDMT-IDLER MOUNT	1
23	72630	V-BELT 6B173	1
24	1020685	WASHER-FLAT: 1.00	1
25	1016944	PIN-COTTER: .25 X 2.00 ZP	1
26	52303	SPRING, DOWN PRESSURE	1
27	52306	BOLT-EYE	1
28	53651	SPROCKET IDLER	1
29	1013023	BOLT-HEX: .63 X 2.50 NC GR5 ZP	1
30	1016595	NUT-TOPLOCK: .63 NC GR5 ZP	1
31	1015558	BOLT-HEX: .50 X 1.00 NF GR5 ZP	8
32	53641	HUB P1 1.75	2
33	303567	CHAIN-ROLLER CP 60H-1R-045	1
34	301821	ASSY-REVERSE PULLEY 6R W/LOCK COLLAR	1
35	301718	PLATE-REVERSE GRABROLL COVER	1
36	301936	BOLT-FLG: .50 X 2.50 NC GR8 YZP	4
37	301937	WASHER-STAR: .50 ZP	4
38	53649	SPROCKET H60-P20	2



## JUMP CHAIN

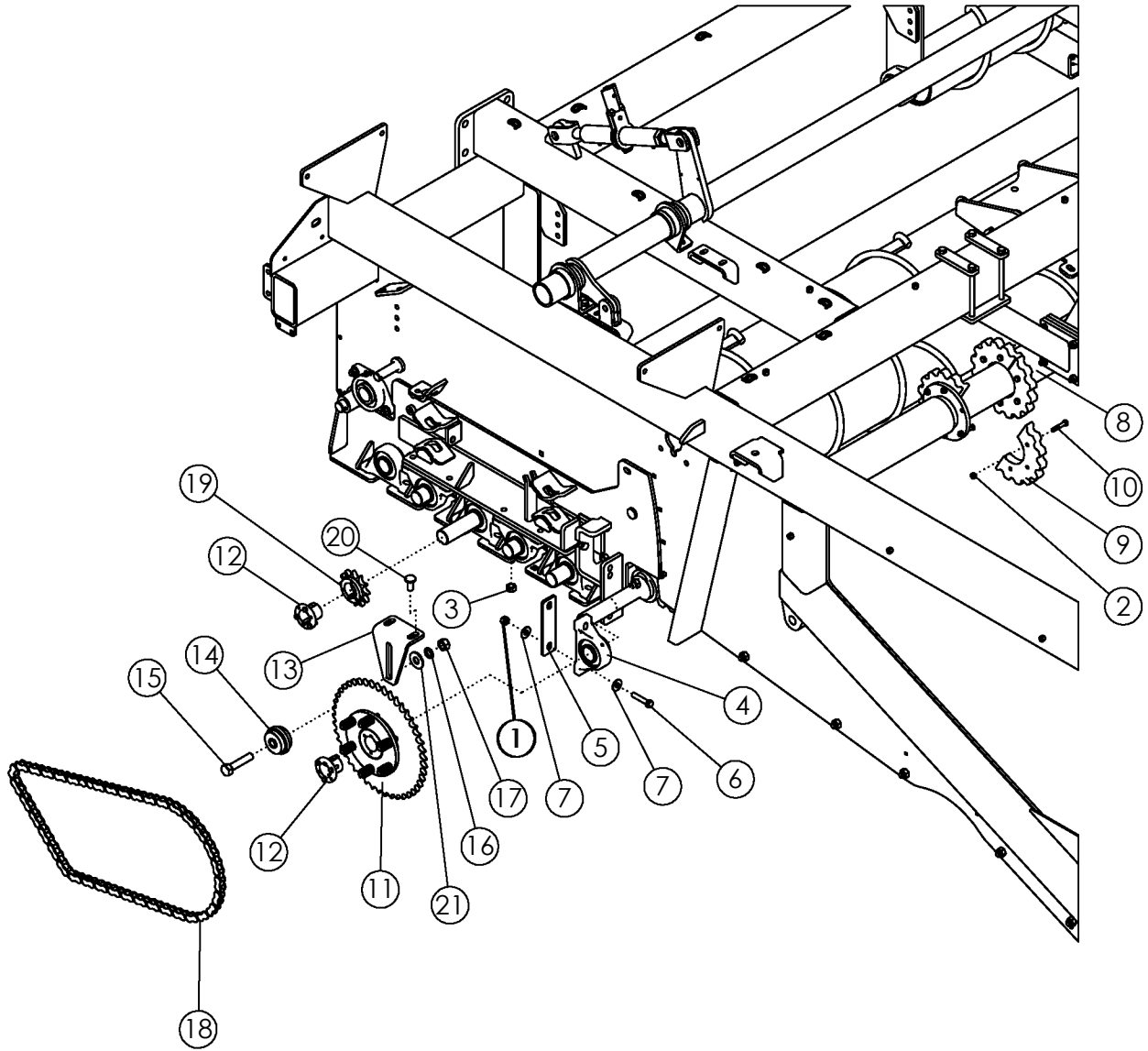
ITEM	PART NO.	DESCRIPTION	QTY
1	73276	PLATE-LOWER IDLER MNT	2
2	1011607	BOLT-HEX: .50 X 1.50 NC GR5 ZP	4
3	1027461	NUT-TOPLOCK: .50 NC GR5 ZP	23
4	73285	PLATE-FILLER ANGLE RH	1
	73286	PLATE-FILLER ANGLE LH	1
5	1016362	BOLT-CRG: .38 X 1.25 NC GR5 ZP	4
6	1016999	NUT-TOPLOCK: .38 NC GR5 ZP	4
7	73361	PLATE-CENTER PANEL REAR	1
8	73360	PLATE-CENTER PANEL FRONT	1
9	73362	PLATE-BOLTING	2
10	1013918	BOLT-HEX: .63 X 1.75 NC GR5 ZP	4
11	1016595	NUT-TOPLOCK: .63 NC GR5 ZP	30
12	72063	BOLT-CRG: .63 X 1.50 NC GR5 ZP	2
13	72855	WLDMT-CENTER PANEL MNT	2
14	58204	BAR - BOLTING	4
15	1032525	BOLT-HEX: .50 X 8.00 NC GR5 ZP	8
16	1011610	BOLT-HEX: .50 X 2.50 NC GR5 ZP	4
17	54042	ROLLER-STEP 6"	4
18	62932	PLATE-SHIM	4
19	72773	BOLT-HEX: .63 X 11.00 NC GR5 ZP	7
20	64192	STAND OFF	28
21	53825	BOGIE WHEEL 5"	20
22	53854	BOGIE WHEEL 4"	8
23	1013068	BOLT-HEX: .63 X 6.00 NC GR5 ZP	12
24	1012913	BOLT-HEX .63 X 6.50 NC GR5 ZP	2
25	1030762	BOLT-HEX: .63 X 8.50 NC GR5 ZP	1
26	1013935	BOLT-HEX: .63 X 4.50 NC GR5 ZP	2
27	301814	WLDMT-CENTER PANEL MOUNTING BRACKET	1
28	1011608	BOLT-HEX: .50 X 1.75 NC GR5 ZP	3
29	73246	BELT-45MM JUMP CHAIN 12R SHORT	2



## JUMP CHAIN SHORT #3 GRABROLL (OPTION)

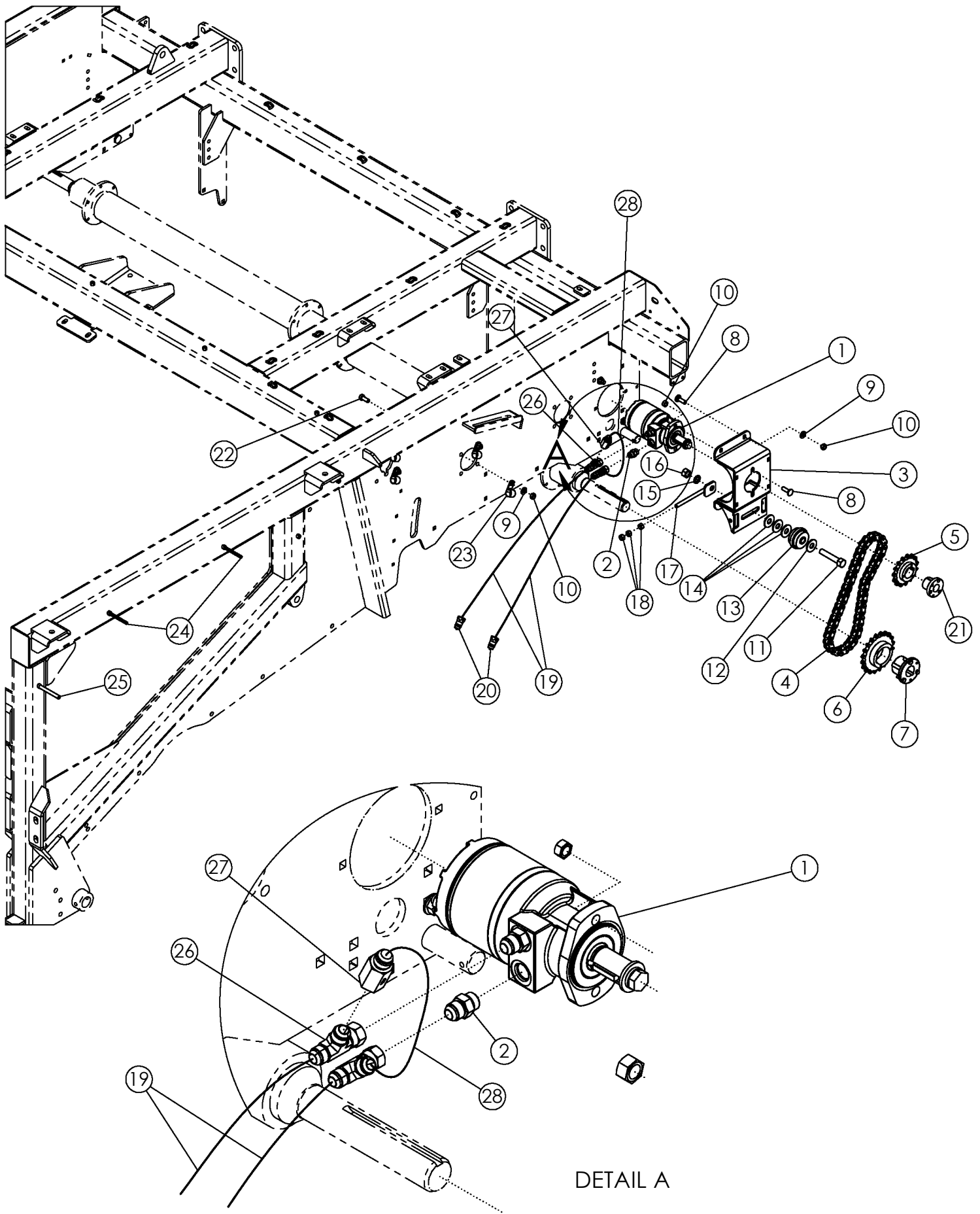
ITEM	PART NO.	DESCRIPTION	QTY
1	302297	PLATE-LOWER IDLER MNT	2
2	1011607	BOLT-HEX: .50 X 1.50 NC GR5 ZP	4
3	1027461	NUT-TOPLOCK: .50 NC GR5 ZP	23
4	302345	PLATE-FILLER	2
5	1016362	BOLT-CRG: .38 X 1.25 NC GR5 ZP	4
6	1016999	NUT-TOPLOCK: .38 NC GR5 ZP	4
7	73361	PLATE-CENTER PANEL REAR	1
8	302298	PLATE-CENTER PANEL FRONT	1
9	73362	PLATE-BOLTING	2
10	1013918	BOLT-HEX: .63 X 1.75 NC GR5 ZP	4
11	1016595	NUT-TOPLOCK: .63 NC GR5 ZP	30
12	72063	BOLT-CRG: .63 X 1.50 NC GR5 ZP	2
13	72855	WLDMT-CENTER PANEL MNT	2
14	58204	BAR - BOLTING	4
15	1032525	BOLT-HEX: .50 X 8.00 NC GR5 ZP	8
16	1011610	BOLT-HEX: .50 x 2.50 NC GR5 ZP	4
17	54042	ROLLER-STEP 6"	4
18	62932	PLATE-SHIM	4
19	72773	BOLT-HEX: .63 X 11.00 NC GR5 ZP	8
20	64192	STAND OFF	32
21	53825	BOGIE WHEEL 5"	24
22	53854	BOGIE WHEEL 4"	8
23	1013068	BOLT-HEX: .63 X 6.00 NC GR5 ZP	12
24	1012913	BOLT-HEX .63 X 6.50 NC GR5 ZP	4
25	1030762	BOLT-HEX: .63 X 8.50 NC GR5 ZP	1
27	301814	WLDMT-CENTER PANEL MOUNTING BRACKET	1
28	1011608	BOLT-HEX: .50 X 1.75 NC GR5 ZP	3
29	302318	BELT-45MM JUMP CHAIN 12R WITH REAR GRABROLL SHORT #3GR	2





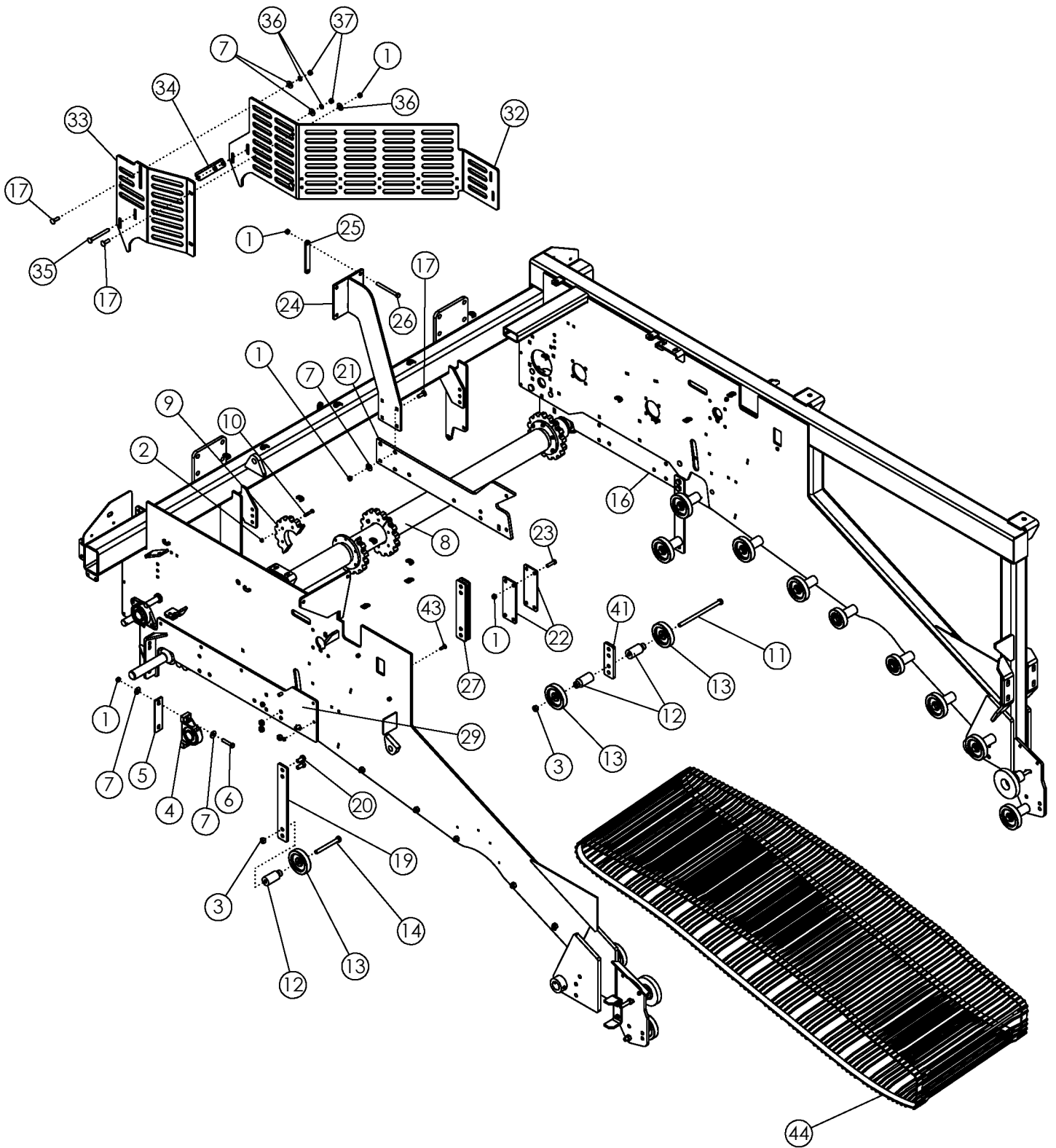
## STANDARD JUMP CHAIN DRIVE

ITEM	PART NO.	DESCRIPTION	QTY
1	1027461	NUT-TOPLOCK: .50 NC GR5 ZP	4
2	1016999	NUT-TOPLOCK: .38 NC GR5 ZP	24
3	1016595	NUT-TOPLOCK: .63 NC GR5 ZP	4
4	52405	BEARING-PILLOW 1-3/4"	2
5	56672	SHIM-BEARING ZP	6
6	1011610	BOLT-HEX: .50 X 2.50 NC GR5 ZP	4
7	1014443	WASHER-FLAT: .50 ZP	8
8	73363	WLDMT-TOP JUMP SHAFT 52" 12R	1
9	301333	SPROCKET-45MM 16T 1" THICK PAIR	4
10	1011725	BOLT-HEX: .38 X 2.00 NC	24
11	58335	SPROCKET-CLUTCH 80P45 PRESET	1
12	53641	HUB P1 1.75 (WITH KEY)	2
13	72880	PLATE-IDLER MOUNT	1
14	72080	IDLEMASTER 3.24 X .75	1
15	58369	BOLT- HEX: .75 X 3.50 NC GR5 ZP	1
16	1012061	WASHER-LOCK: .75 ZP	1
17	1011620	NUT-HEX: .75 NC GR2 ZP	1
18	303563	CHAIN-ROLLER CP 80H-1R-81	1
19	62034	SPROCKET H80-P12	1
20	72063	BOLT-CRG: .63 X 1.50 NC GR5 ZP	2
21	1030702	WASHER-FLAT: .75 ZP	1



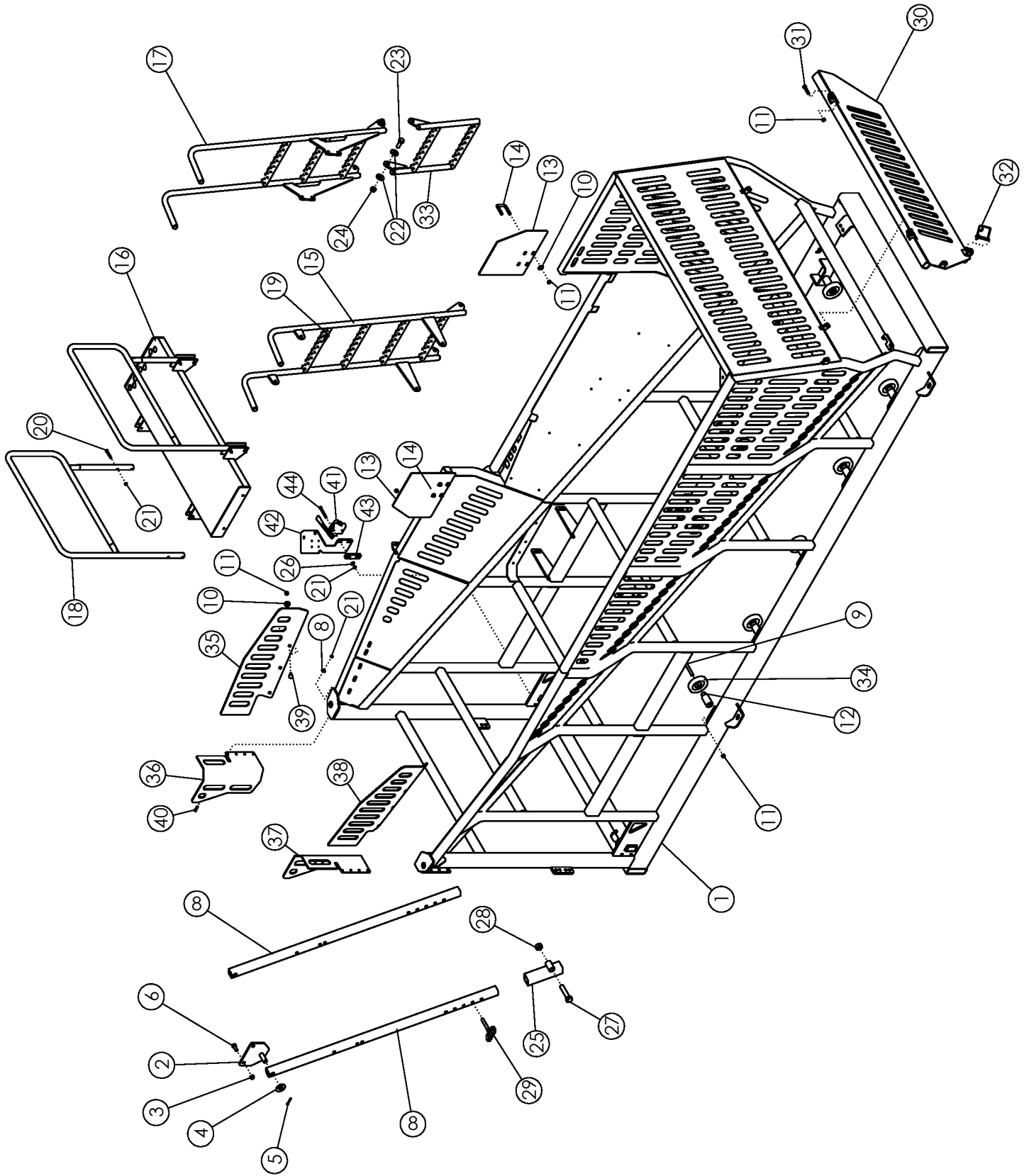
## HYDRAULIC JUMP CHAIN DRIVE (OPTIONAL)

ITEM	PART NO.	DESCRIPTION	QTY
1	58987	MOTOR-HYDRAULIC 20.6IN <sup>3</sup> /REV	1
2	62019	FTG-ADAPTER: 10MB-10MJ	2
3	303581	WLDMT-EXT JUMP CHAIN MOTOR MOUNT	1
4	303564	CHAIN-ROLLER CP 80H-1R-46	1
5	64155	SPROCKET H80-P15	1
6	56650	SPROCKET H80-Q20	1
7	50335	HUB Q1 1-3/4"	1
8	1011660	BOLT-CRG: .50 X 1.50 NC GR5 ZP	6
9	1011584	WASHER-FLAT: SAE .50 ZP	10
10	1027461	NUT-TOPLOCK: .50 NC GR5 ZP	10
11	1011625	BOLT-HEX: .75 X 4.00 NC GR5 ZP	1
12	1030702	WASHER-FLAT: .75 ZP	1
13	72080	IDLEMASTER 3.24 X .75	1
14	1030702	WASHER-FLAT: .75 ZP	3
15	1012061	WASHER-LOCK: .75 ZP	1
16	1011620	NUT-HEX: .75 NC GR2 ZP	1
17	63876	WLDMT-TENSIONER ZP	1
18	1011577	NUT-HEX: .50 NC GR2 ZP	3
19	303678	HOSE: .63 X 403 10MB-10FJX	2
20	36291	PIONEER TIP 8010-16P (#10 ORB)	2
21	53719	7414-15A HUB P1 1-1/4" 5/16" KEY	1
22	1011606	BOLT-HEX: .50 X 1.25 NC GR5 ZP	4
23	303423	P-CLIP: .50 X 1.00	4
24	305042	STUD-.375 X 4.00 UNC ZP	2
25	303674	STUD-.375 X 4.50 UNC ZP	1
26	58615	FTG-TEE: 10MJ-10FJX-10MJ	2
27	303682	VALVE-CHECK: 10FJX-10MJ F---->M	1
28	303681	HOSE: .50 X 024 10FJX-10FJX	1



## EXTENDED JUMP CHAIN ASSEMBLY

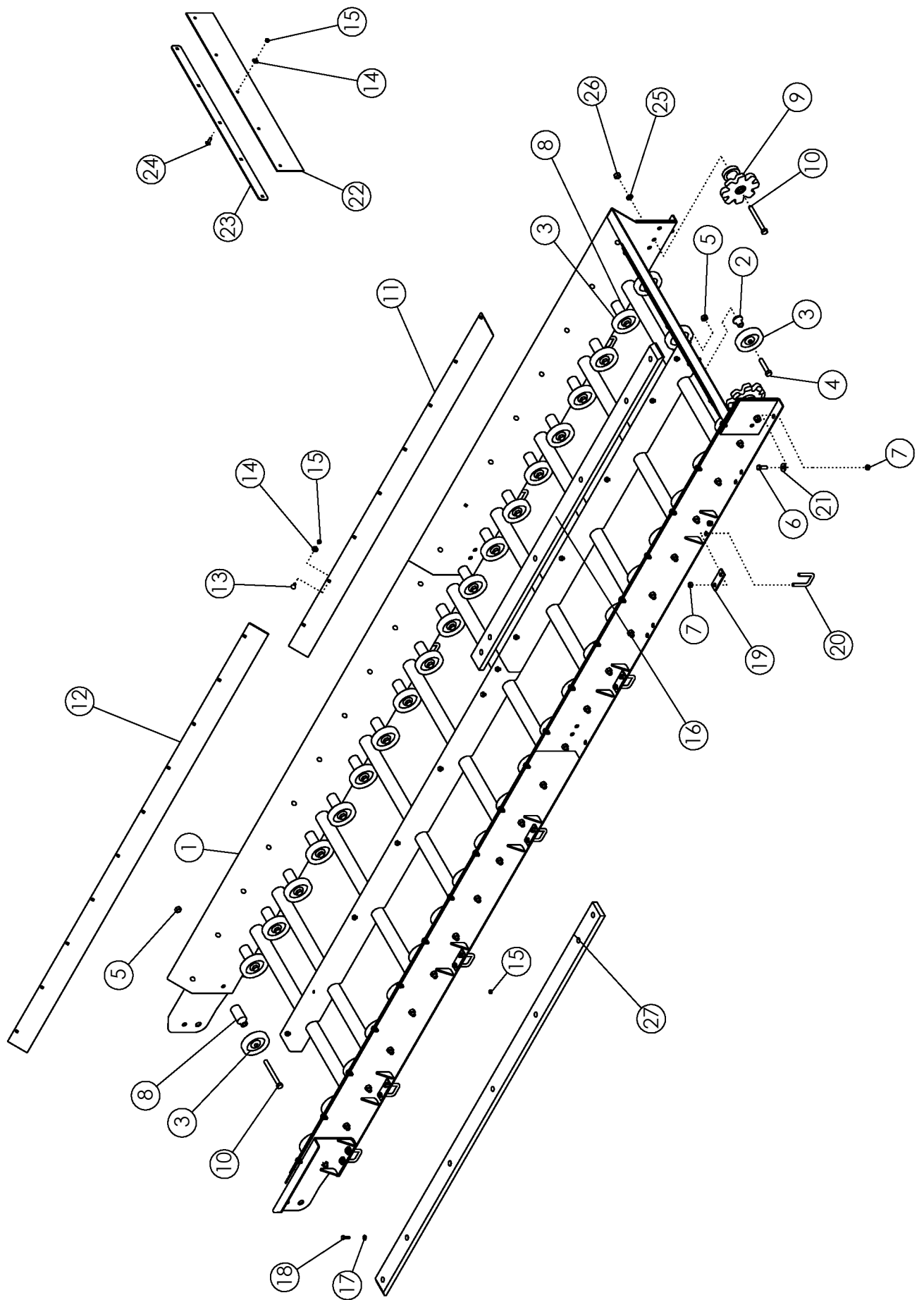
ITEM	PART NO.	DESCRIPTION	QTY
1	1027461	NUT-TOPLOCK: .50 NC GR5 ZP	36
2	1016999	NUT-TOPLOCK: .38 NC GR5 ZP	28
3	1016595	NUT-TOPLOCK: .63 NC GR5 ZP	20
4	52405	BEARING-PILLOW 1-3/4"	2
5	56672	SHIM-BEARING ZP	6
6	1011610	BOLT-HEX: .50 X 2.50 NC GR5 ZP	4
7	1014443	WASHER-FLAT: .50 ZP	20
8	73363	WLDMT-TOP JUMP SHAFT 52" 12R	1
9	301333	SPROCKET-45MM 16T 1" THICK PAIR	4
10	1011725	BOLT-HEX: .38 X 2.00 NC	24
11	72773	BOLT-HEX: .63 X 11.00 NC GR5 ZP	4
12	64192	STAND OFF	16
13	53825	BOGIE WHEEL 5"	16
14	1013068	BOLT-HEX: .63 X 6.00 NC GR5 ZP	2
15	1012913	BOLT-HEX .63 X 6.50 NC GR5 ZP	6
16	73371	WLDMT-REAR MNT JUMP CHAIN 12R LH	1
17	1011660	BOLT-CRG: .50 X 1.50 NC GR5 ZP	14
18	1013024	WASHER-FLAT: .63 ZP	18
19	73385	PLATE-MOUNT BOGIE OUTSIDE	2
20	1014349	BOLT-HEX: .63 X 1.50 NC GR5 ZP	4
21	73376	PLATE-CENTER PANEL JUMP CHAIN	1
22	73377	PLATE-BOLTING CENTER PANEL	2
23	1011623	BOLT-HEX: .50 X 2.00 NC GR5 ZP	4
24	73378	WLDMT-MOUNT CENTER PANEL	1
25	56809	BAR-BOLTING	2
26	1016660	BOLT-HEX: .50 X 5.50 NC GR5 ZP	4
27	73386	PLATE-MOUNT BOGIE CENTER	2
29	73372	WLDMT-REAR MNT JUMP CHAIN 12R LH	1
30	301484	PLATE-JUMP CHAIN SHIELD RH	1
32	301944	PLATE-JUMP CHAIN SHIELD LONG LH	1
	301945	PLATE-JUMP CHAIN SHIELD LONG RH (NOT SHOWN)	1
33	303621	PLATE-JUMP CHAIN SHIELD EXTENSION LH	1
	303622	PLATE-JUMP CHAIN SHIELD EXTENSION RH	1
34	303623	PLATE-SHIELD EXTENSION SPACER	2
35	311043	BOLT-CRG: .50 X 5.00 NC GR5 ZP	4
36	1011581	WASHER-LOCK: .50 ZP	8
37	1011577	NUT-HEX: .50 NC GR2 ZP	8
41	73387	PLATE-EXT MNT BOGIE CENTER	1
43	1016362	BOLT-CRG: .38 X 1.25 NC GR5 ZP	4
44	73365	BELT-45MM JUMP CHAIN 12R LONG	2





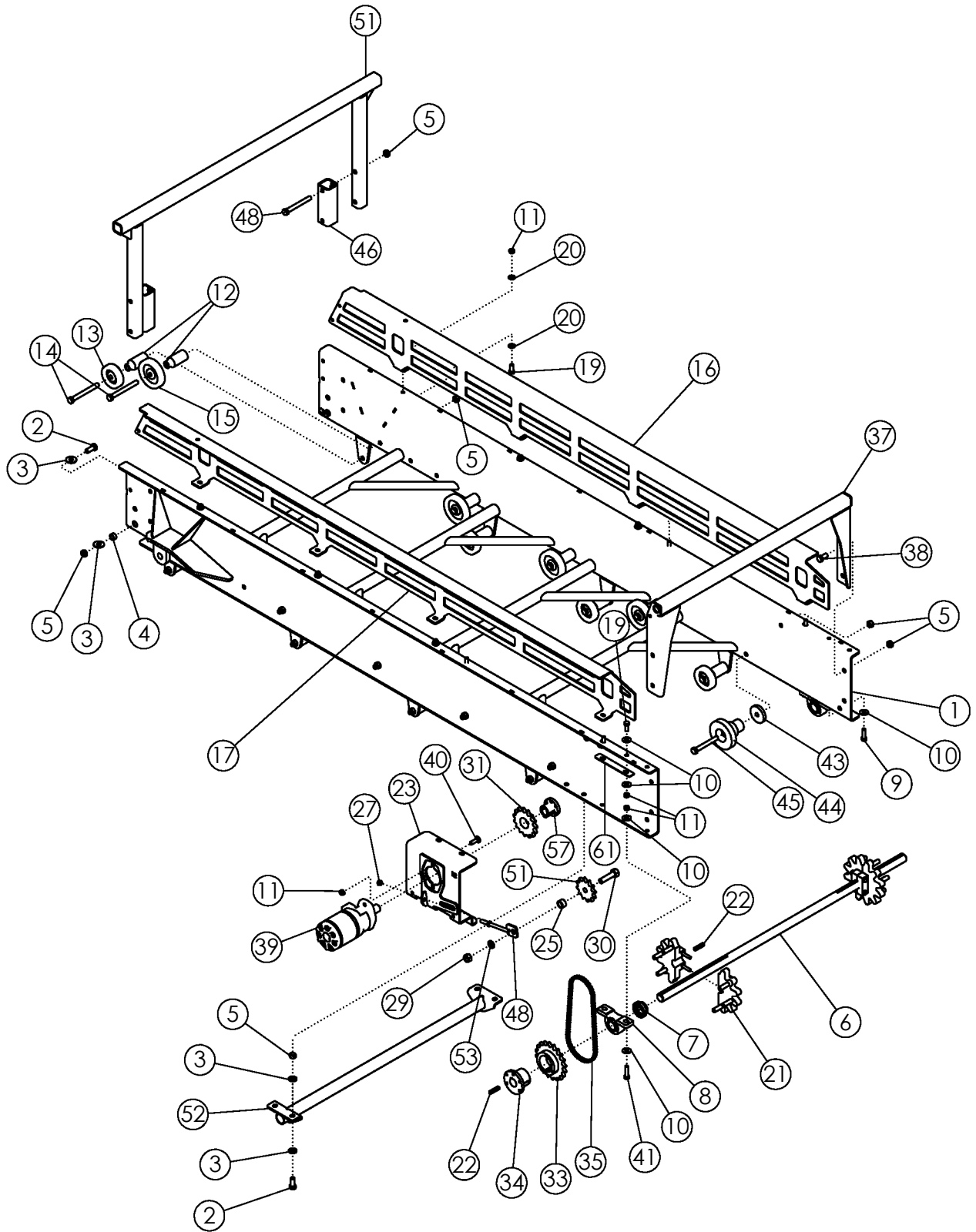
## TANK ASSEMBLY

ITEM	PART NO.	DESCRIPTION	QTY
1	301751	WLDMT-TANK 12R	1
2	54785	WLDMT-LOCK BRACKET	2
3	1016595	NUT-TOPLOCK: .63 NC GR5 ZP	22
4	1020685	WASHER-FLAT: 1.00 ZP	4
5	1016944	PIN-COTTER: .25 X 2.00 ZP	4
6	1014349	BOLT-HEX: .63 X 1.50 NC GR5 ZP	4
7	59615	DECAL-REFLECTIVE TAPE (NOT SHOWN)	9
8	302343	TUBE-LOCK	2
9	1013068	BOLT-HEX: .63 X 6.00 NC GR5 ZP	10
10	1014443	WASHER-FLAT: .50 ZP	18
11	1027461	NUT-TOPLOCK: .50 NC GR5 ZP	30
12	64192	STAND OFF - .63" X 4.0"	10
13	57917	PLATE-TANK EXTENSION	2
14	65658	U-BOLT: .50 X 3 X 2.06 X 3	4
15	72420	WLDMT-LADDER TOP	1
16	72824	WLDMT-CATWALK 12R	1
17	72435-1	WLDMT-LADDER LOWER TOP	1
18	72857	WLDMT-SIDE RAIL	2
19	1011608	BOLT-HEX: .50 X 1.75 NC GR5 ZP	12
20	1015174	BOLT-HEX: .38 X 2.50 NC GR5 ZP	8
21	1016999	NUT-TOPLOCK: .38 NC GR5 ZP	10
22	1030702	WASHER-FLAT: .75 ZP	8
23	1012060	BOLT-HEX: .75 X 2.00 NC GR5 ZP	6
24	1017000	NUT-TOPLOCK: .75 NC GR5 ZP	6
25	54788	WLDMT-LOCK SLIDE	2
26	1011828	WASHER-FLAT .38 ZP	10
27	72956	BOLT-HEX: 1.00 X 4.50 NC GR8 ZP	2
28	1016969	NUT-TOPLOCK: 1.00 NC GR5 ZP	2
29	1030947	PIN-HITCH: .63 X 4.00 W/HAIRPIN	2
30	301788	WLDMT-TANK DOOR 12R	1
31	1017708	BOLT-HEX: .50 X 2.25 NC GR5 ZP	2
32	52408	SPRING PIN .50 X 3.50	1
33	72435-2	WLDMT-LADDER LOWER BOTTOM	1
34	53825	BOGIE WHEEL 5"	10
35	301994	PLATE-TANK DEFLECTOR 12R REAR EXT	1
36	301995	PLATE-BOOM DEFLECTOR 12R REAR EXT	1
37	301997	PLATE-BOOM DEFLECTOR 12R FRONT EXT	1
38	301996	PLATE-TANK DEFLECTOR 12R FRONT EXT	1
39	1023854	BOLT-CRG: .50 X 1.25 NC GR5 ZP	10
40	1011601	BOLT-HEX: .38 X 1.25 NC GR5 ZP	8
41	58470	VALVE-SELECTOR PAINTED (6-WAY)	1
42	72469	GUARD-SELECTOR VALVE	1
43	303787	PLATE-ELEVATOR VALVE SPACER	1
44	58176	BOLT-HEX: .38 X 3.50 NC GR5 ZP	2



## ELEVATOR ASSEMBLY

ITEM	PART NO.	DESCRIPTION	QTY
1	301686	WLDMT-ELEVATOR 12R EXT	1
2	58971	STAND OFF 1.50"	2
3	53825	BOGIE WHEEL 5"	42
4	65825	BOLT-HEX: .63 X 3.25 NC GR5 ZP	2
5	1016595	NUT-TOPLOCK: .63 NC GR5 ZP	42
6	1011607	BOLT-HEX: .50 x 1.50 NC GR5 ZP	2
7	1027461	NUT-TOPLOCK: .50 NC GR5 ZP	26
8	64192	STAND OFF 4 INCH	40
9	54824	SPROCKET-IDLER 56MM	2
	63813	SPROCKET-IDLER 50MM 10T	
10	1013068	BOLT-HEX: .63 X 6.00 NC GR5 ZP	42
11	72337	PLATE-BELT PROTECTOR LOWER	2
12	301690	PLATE-BELT PROTECTOR UPPER 12R EXT	2
13	59488	BOLT-CRG: .38 X 1.00 NC GR5 ZP	42
14	1011828	WASHER-FLAT .38 ZP	42
15	1016999	NUT-TOPLOCK: .38 NC GR5 ZP	49
16	69822	SLIDE-ELEVATOR PLASTIC 6R/8R/12R	1
17	1014608	WASHER-FLT: SAE .38 ZP	12
18	1011601	BOLT-HEX: .38 X 1.25 NC GR5 ZP	12
19	64748	PLATE-ELEVATOR BACKING	10
20	65658	U-BOLT: .50 X 3 X 2.06 X 3	12
21	1014443	WASHER-FLAT: .50 ZP	6
22	64609	FLAP-RUBBER ELEVATOR	1
23	64608	STRIP-BOLTING	1
24	1016362	BOLT-CRG: .38 X 1.25 NC GR5 ZP	5
25	1011813	WASHER-LOCK: .63 ZP	2
26	1011578	NUT-HEX: .63 NC GR2 ZP	2
27	301689	SLIDE-ELEVATOR PLASTIC 12R EXT	1
28	301697	BELT-56MM ELEVATOR 12R (NOT SHOWN)	1
	301798	BELT-50MM ELEVATOR 12R	
	301698	BELT- 56MM ELEVATOR 12R DOUBLE	
	301799	BELT- 50MM ELEVATOR 12R DOUBLE	

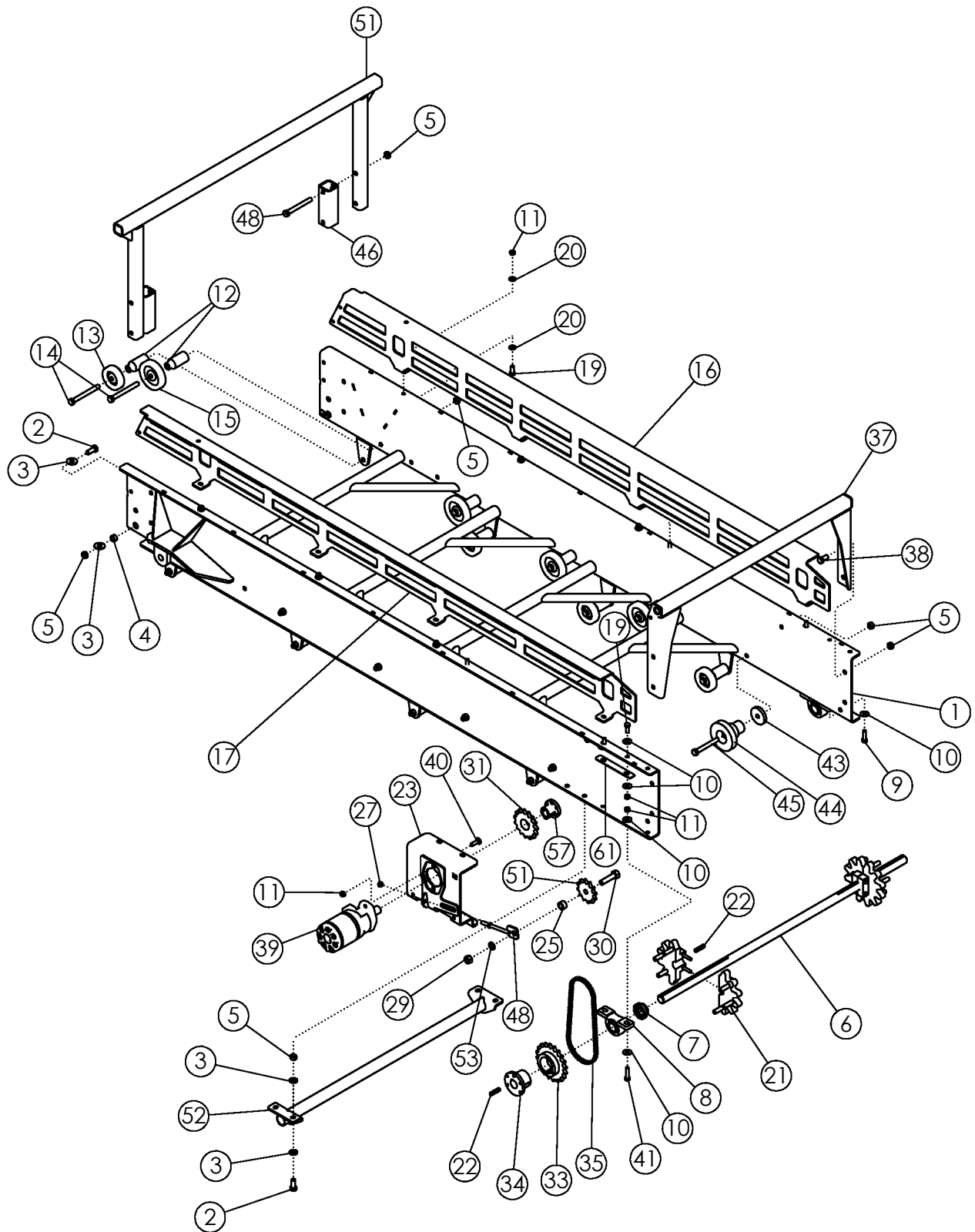




## ELEVATOR BOOM

ITEM	PART NO.	DESCRIPTION	QTY
1	72756	WLDMT-ELEVATOR BOOM 12R	1
2	1014349	BOLT-HEX: .63 X 1.50 NC GR5 ZP	6
3	1013024	WASHER-FLAT: .63 ZP	14
4	53449	SLEEVE-HINGE	2
5	1016595	NUT-TOPLOCK: .63 NC GR5 ZP	28
6	68650	SHAFT - DRIVE	1
7	52382	SEAL PROTECTOR	2
8	52405	PILLOW BLOCK BEARING 1.75	2
9	1011608	BOLT-HEX: .50 X 1.75 NC GR5 ZP	2
10	1014443	WASHER-FLAT: .50 ZP	8
11	1027461	NUT-TOPLOCK: .50 NC GR5 ZP	16
12	64192	STAND OFF	16
13	53854	BOGIE WHEEL 4"	8
14	1013068	BOLT-HEX: .63 X 6.00 NC GR5 ZP	16
15	53825	BOGIE WHEEL 5"	8
16	300738	PLATE-BOOM EXT LONG FRONT	1
17	300737	PLATE-BOOM EXT LONG REAR	1
18	54803	CROSS BRACE-BOOM	1
19	1011606	BOLT-HEX: .50 X 1.25 NC GR5 ZP	14
20	1011584	WASHER-FLAT: SAE .50 ZP	20
21	68659	SPROCKET-SPLIT 50MM 12T Ø1.75	2
	68658	SPROCKET-SPLIT 56MM 10T Ø1.75	
	301521	SPROCKET-SPLIT 50MM 12T Ø1.750 DOUBLE BELT	
	301522	SPROCKET-SPLIT 56MM 10T Ø1.750 DOUBLE BELT	
22	50152	KEY .38 X .38 X 2.00	3
23	72329	WLDMT-REDUCTION MOUNT REAR	1
24	63876	TENSIONER ZP	1
25	58086	SPACER-CHAIN IDLER ZP	1
26	56334	SPROCKET-IDLER 8012	1
27	1011591	NUT-JAM: .50 NC ZP	2
28	1012061	WASHER-LOCK: .75 ZP	1
29	1011620	NUT-HEX: .75 NC GR2 ZP	1
30	1012059	BOLT-HEX: .75 X 3.00 NC GR5 ZP	1
31	64155	SPROCKET H80-P15	1
32	53719	HUB P1 1-1/4" (WITH KEY)	1
33	56650	SPROCKET H80-Q20	1
34	50335	HUB Q1 1.75"	1
35	302940	CHAIN-ROLLER 80H-1R-038 CP	1
36	64732	PLATE-SHIM	1
37	64578	WLDMT-BOOM END SUPPORT	1
38	1032509	BOLT-HEX .63 X 1.25 NC GR5 ZP	4
39	57686	MOTOR-HYDRAULIC 32.3IN <sup>3</sup> /REV	1
	57880	SEAL KIT FOR 57686	

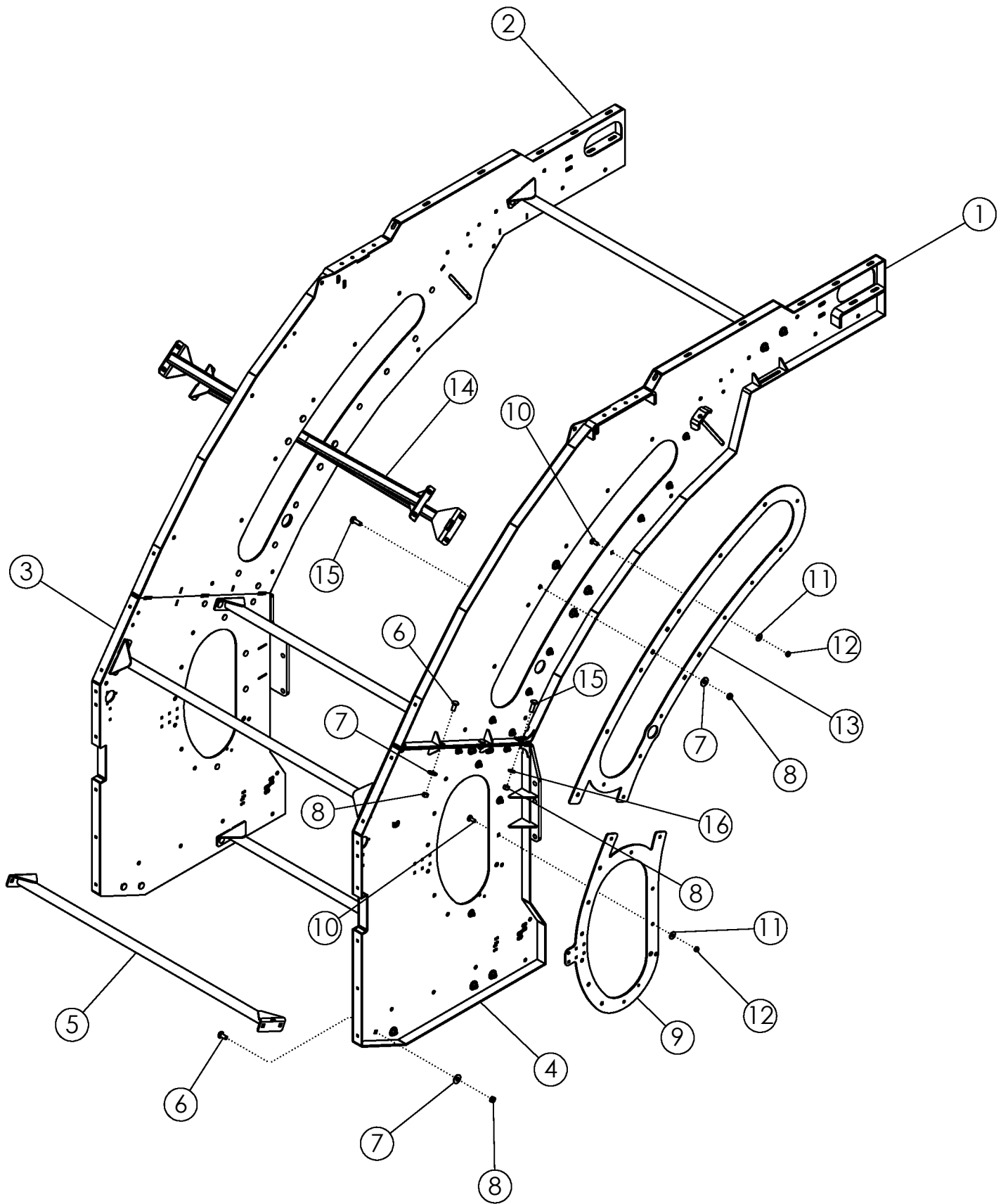
CONTINUED



## ELEVATOR BOOM (CONTINUED)

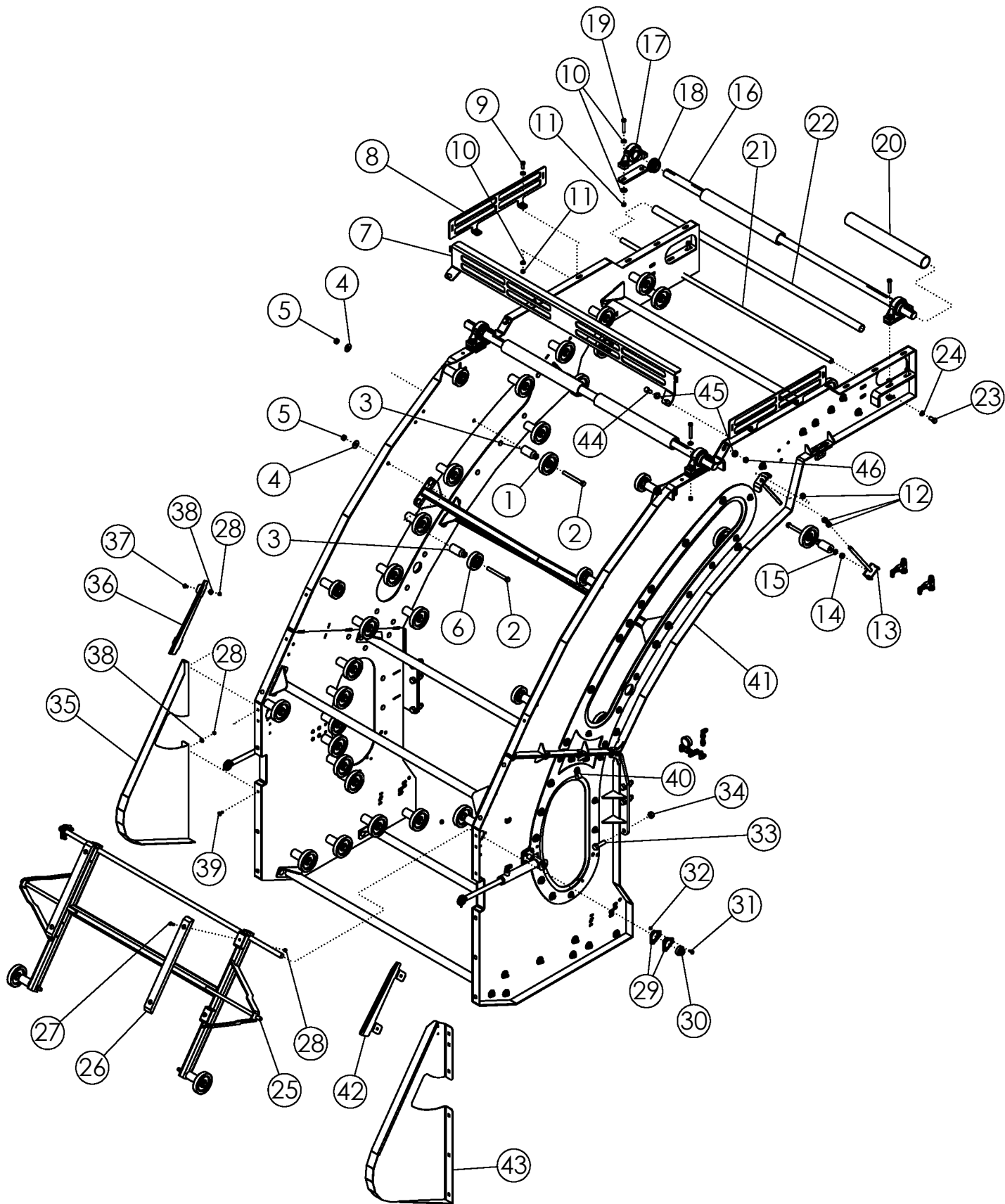
ITEM	PART NO.	DESCRIPTION	QTY
40	1011660	BOLT-CRG: .50 X 1.50 NC GR5 ZP	2
41	1017708	BOLT-HEX: .50 X 2.25 NC GR5 ZP	2
42	64675	LINK-OFFSET (NOT SHOWN)	2
43	62932	PLATE-SHIM	2
44	68664	ROLLER-STEP 5"	2
45	1013935	BOLT-HEX: .63 X 4.50 NC GR5 ZP	2
46	73295	TUBE-BOOM SUPPORT SPACER	2
48	1016292	BOLT-HEX .63 X 5.50 NC GR5 ZP	2
49	302221	PLATE-BOOM EXT. LONG FRONT	1
50	302220	PLATE-BOOM EXT. LONG REAR	1
51	302222	WLDMT-BOOM SUPPORT	1
52	303557	WLDMT-BOOM CROSS TUBE	1





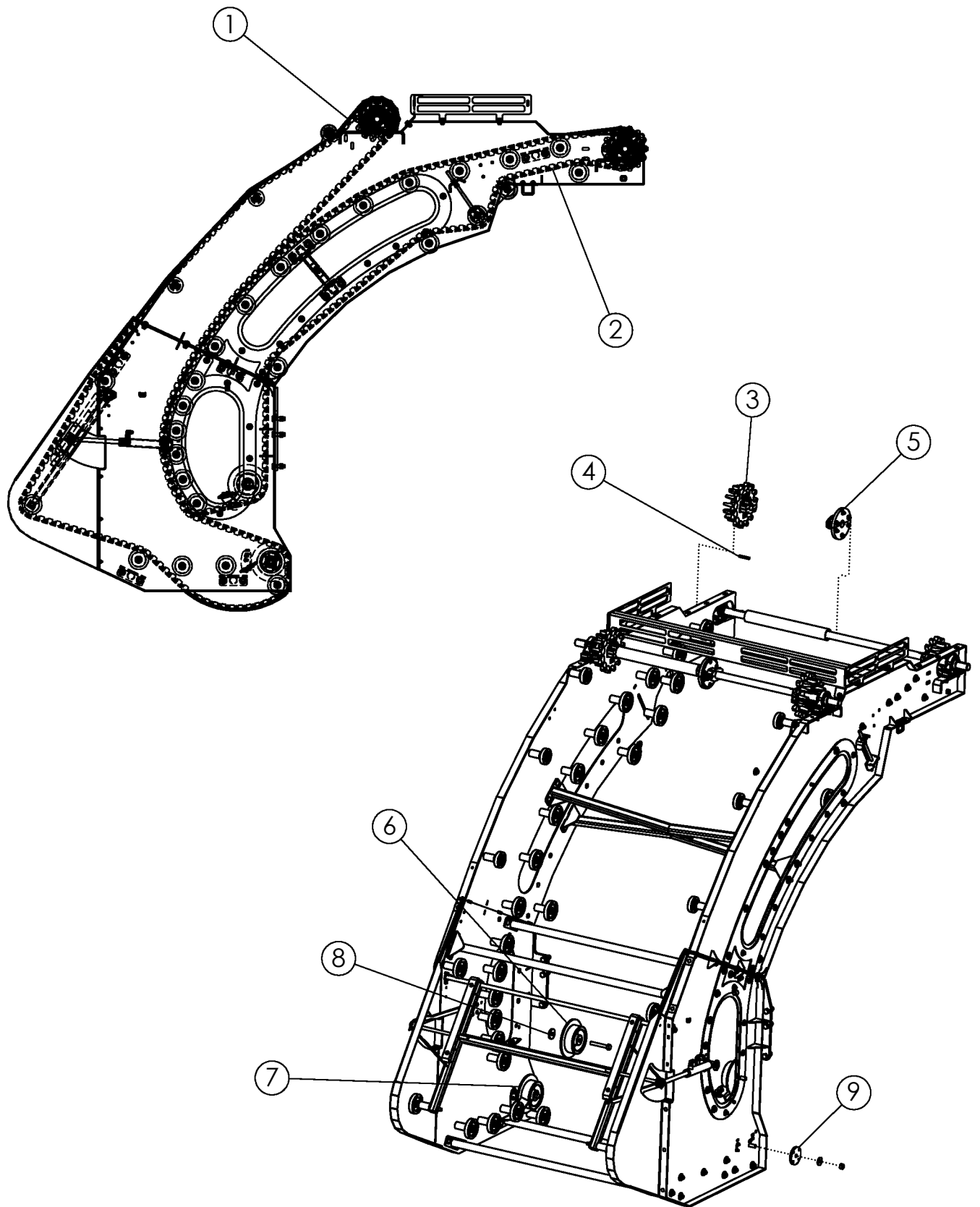
## REAR SCRUB (FRAME)

ITEM	PART NO.	DESCRIPTION	QTY
1	303306	WLDMT-SCRUB UPPER RIGHT	1
2	303307	WLDMT-SCRUB UPPER LEFT	1
3	303294	WLDMT-SCRUB LOWER LEFT	1
4	303293	WLDMT-SCRUB LOWER RIGHT	1
5	72256	WLDMT-CROSS TUBE	5
6	72063	BOLT-CRG: .63 X 1.50 NC GR5 ZP	26
7	1013024	WASHER-FLAT: .63 ZP	34
8	1016595	NUT-TOPLOCK: .63 NC GR5 ZP	36
9	303287	PLATE-SCRUB LOWER SUPPORT	2
10	1023854	BOLT-CRG: .50 X 1.25 NC GR5 ZP	28
11	1014443	WASHER-FLAT: .50 ZP	28
12	1027461	NUT-TOPLOCK: .50 NC GR5 ZP	28
13	303304	PLATE-SCRUB UPPER SUPPORT	2
14	303311	WLDMT-SCRUB CROSS SUPPORT	1
15	58635	BOLT-CRG: .63 X 2.00 NC GR5 ZP	10
16	1013004	WASHER-FLAT: SAE .63 ZP	2



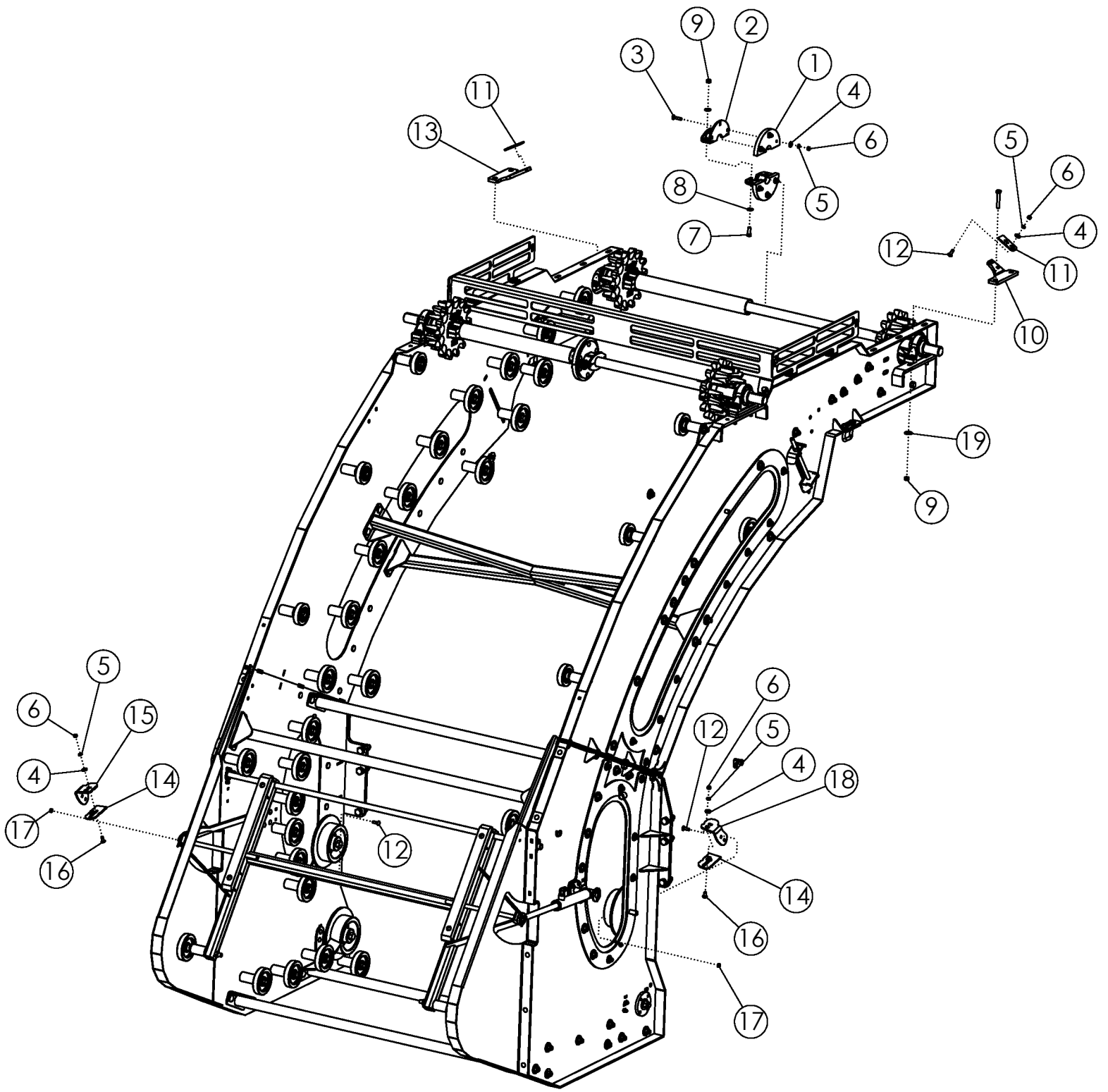
## REAR SCRUB

ITEM	PART NO.	DESCRIPTION	QTY
1	53825	BOGIE WHEEL 5"	48
2	1013068	BOLT-HEX: .63 X 6.00 NC GR5 ZP	56
3	64192	STAND OFF- .625" X 4.0"	58
4	1013024	WASHER-FLAT: .63 ZP	54
5	1016595	NUT-TOPLOCK: .63 NC GR5 ZP	56
6	53854	BOGIE WHEEL 4"	6
7	73126	PLATE-SCRUB EXT. REAR 12R	1
8	73127	PLATE-SCRUB EXT SIDE	2
9	1011606	BOLT-HEX: .50 X 1.25 NC GR5 ZP	4
10	1011584	WASHER-FLAT: SAE .50 ZP	16
11	1027461	NUT-TOPLOCK: .50 NC GR5 ZP	16
12	1011578	NUT-HEX: .63 NC GR2 ZP	4
13	303313	WLMDT-SCRUB INSIDE TENSIONER ZP	2
14	1011578	NUT-HEX: .63 NC GR2 ZP	4
15	1011813	WASHER-LOCK: .63 ZP	4
16	72996	SHAFT-12R SCRUB 1.75" HEAD	2
17	52405	BEARING-PILLOW 1-3/4"	4
18	52382	SEAL PROTECTOR 1-3/4"	4
19	1011611	BOLT-HEX: .50 X 3.00 NC GR5 ZP	4
20	302401	PIPE-PLASTIC	4
21	72322	PIPE-THREADED	1
22	72345	PIPE-PLASTIC	1
23	1032509	BOLT-HEX: .63 X 1.25 NC GR5 ZP	2
24	1011813	WASHER-LOCK: .63 ZP	4
25	72637	WLDMT-PENDULUM	1
26	72995	SLIDE-12 ROW SCRUB	2
27	1011601	BOLT-HEX: .38 X 1.25 NC GR5 ZP	4
28	1016999	NUT-TOPLOCK: .38 NC GR5 ZP	4
29	53945	1016353 TRIANGLE FLANGETTE	4
30	53944	7367-2 BEARING-INSERT 1"	2
31	1017255	BOLT-CRG: .31 X 1.00 NC GR5 ZP	6
32	1030700	NUT-TOPLOCK: .31 NC GR5 ZP	12
33	1016598	BOLT-HEX: .75 X 2.50 NC GR5 ZP	12
34	1017000	NUT-TOPLOCK: .75 NC GR5 ZP	18
35	303322	WLDMT-SCRUB REAR GUARD LEFT	1
36	303324	PLATE-SCRUB CHAIN GUARD LEFT	1
37	59488	BOLT-CRG: .38 X 1.00 NC GR5 ZP	12
38	1011828	WASHER-FLAT: .38 ZP	16
39	59488	BOLT-CRG: .38 X 1.00 NC GR5 ZP	6
40	303423	P-CLIP: .50 X 1.00	2
41	303312	ASSY-2720 SCRUB FRAME	1
42	303323	PLATE-SCRUB GHAIN GUARD RIGHT	1
43	303320	WLDMT-SCRUB REAR GUARD RIGHT	1
44	1014349	BOLT-HEX: .63 X 1.50 NC GR5 ZP	2
45	1013004	WASHER-FLAT: SAE .63 ZP	4
46	1016595	NUT-TOPLOCK: .63 NC GR5 ZP	2





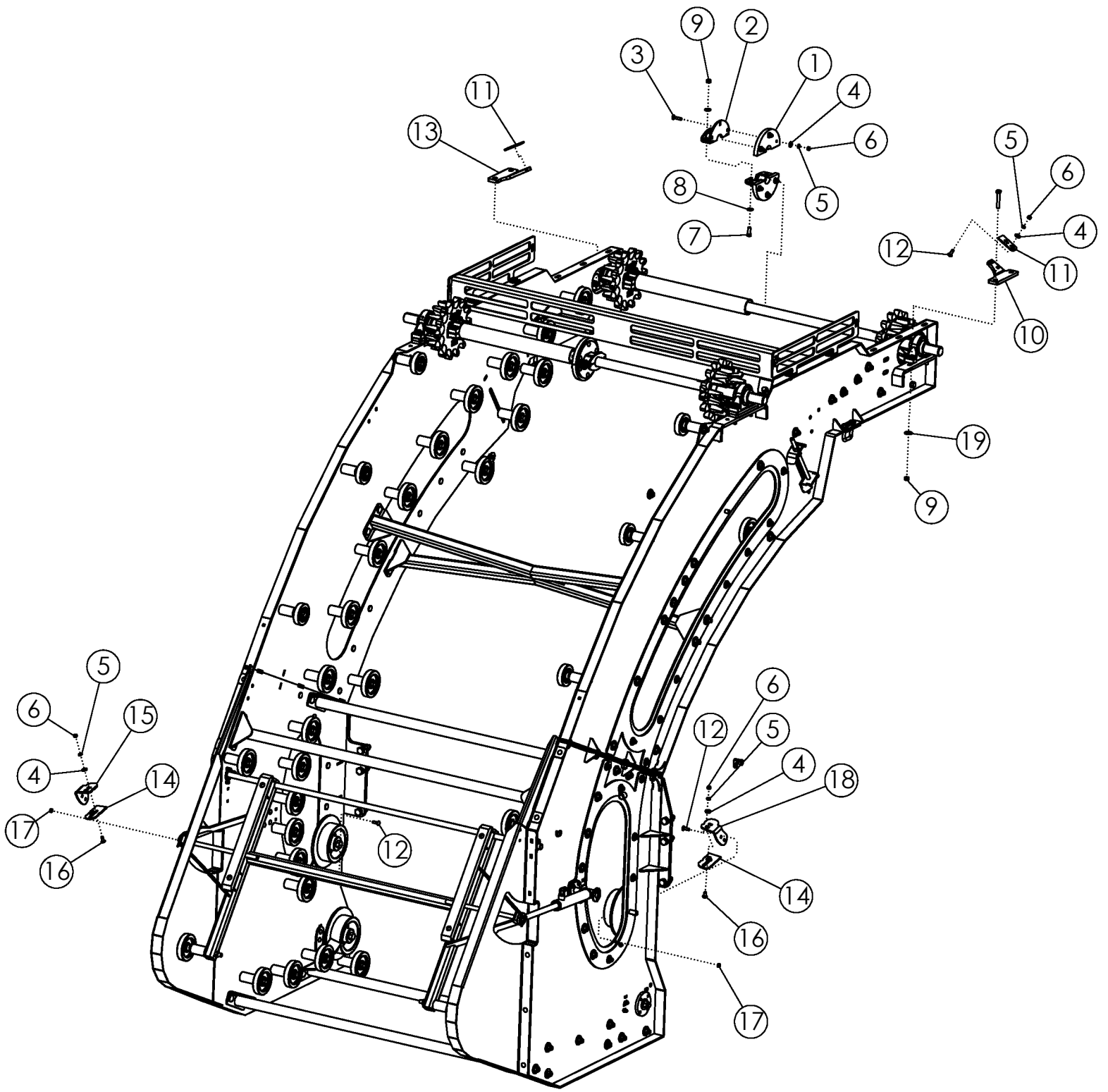
<b>REAR SCRUB #303259 HIGH PROFILE</b>			
<b>ITEM</b>	<b>PART NO.</b>	<b>DESCRIPTION</b>	<b>QTY</b>
1	303188	BELT-55MM OUTSIDE SCRUB 12R G2 176LPR HP	1
2	303189	BELT-55MM INSIDE SCRUB 12R G2 160LPR HP	1
3	303153	SPROCKET-SPLIT 55MM 14T Ø1.750 HIGH PROFILE	4
4	58201	KEY .375 X .375 X 3.000	4
5	303334	ASSY-CENTER IDLER W/PLASTIC	2
6	310821	ROLLER-RUBBER LARGE FLANGE	2
7	310821	ROLLER-RUBBER LARGE FLANGE	2
8	303333	PLATE-FLANGE ROLLER SPACER	4
9	303618	PLATE-4.5" OD X .781" ID X .500" T WASHER	2
<b>REAR SCRUB #303261 56MM PROFILE</b>			
1	73035	BELT-56MM OUTSIDE SCRUB 12R 173LPR	1
2	73036	BELT-56MM INSIDE SCRUB 12R 157LPR	1
3	68651	SPROCKET-SPLIT 56MM 12T Ø1.75	4
4	58201	KEY .375 X .375 X 3.000	4
5	73039	IDLER-SPLIT Ø7.00 X 1.75 ID	2
6	54824	SPROCKET-IDLER 56MM	2
7	54042	ROLLER-STEP 6" (LONG)	2
8	62932	PLATE-SHIM .50 ZP	2
9	303617	PLATE-4" OD X .656" ID X .500" T WASHER	2
<b>REAR SCRUB #303260 50MM PROFILE</b>			
1	73037	BELT-50MM OUTSIDE SCRUB 12R 193LPR	1
2	73038	BELT-50MM INSIDE SCRUB 12R 176LPR	1
3	68657	SPROCKET-SPLIT 50MM 14T Ø1.750	4
4	58201	KEY .375 X .375 X 3.000	4
5	73039	IDLER-SPLIT Ø7.00 X 1.75 ID	2
6	63813	SPROCKET-IDLER 50MM 10T	2
7	54042	ROLLER-STEP 6" (LONG)	2
8	62932	PLATE-SHIM .50 ZP	2
9	303617	PLATE-4" OD X .656" ID X .500" T WASHER	2
<b>REAR SCRUB #303556 50MM PROFILE W/URETHANE</b>			
1	73037	BELT-50MM OUTSIDE SCRUB 12R 193LPR	1
2	73038	BELT-50MM INSIDE SCRUB 12R 176LPR	1
3	68666	SPROCKET-SPLIT 50MM 14T URTHN Ø1.75	4
4	58201	KEY .375 X .375 X 3.000	4
5	73039	IDLER-SPLIT Ø7.00 X 1.75 ID	2
6	63813	SPROCKET-IDLER 50MM 10T	2
7	54042	ROLLER-STEP 6" (LONG)	2
8	62932	PLATE-SHIM .50 ZP	2
9	303617	PLATE-4" OD X .656" ID X .500" T WASHER	2





## REAR SCRUB #303259 HIGH PROFILE

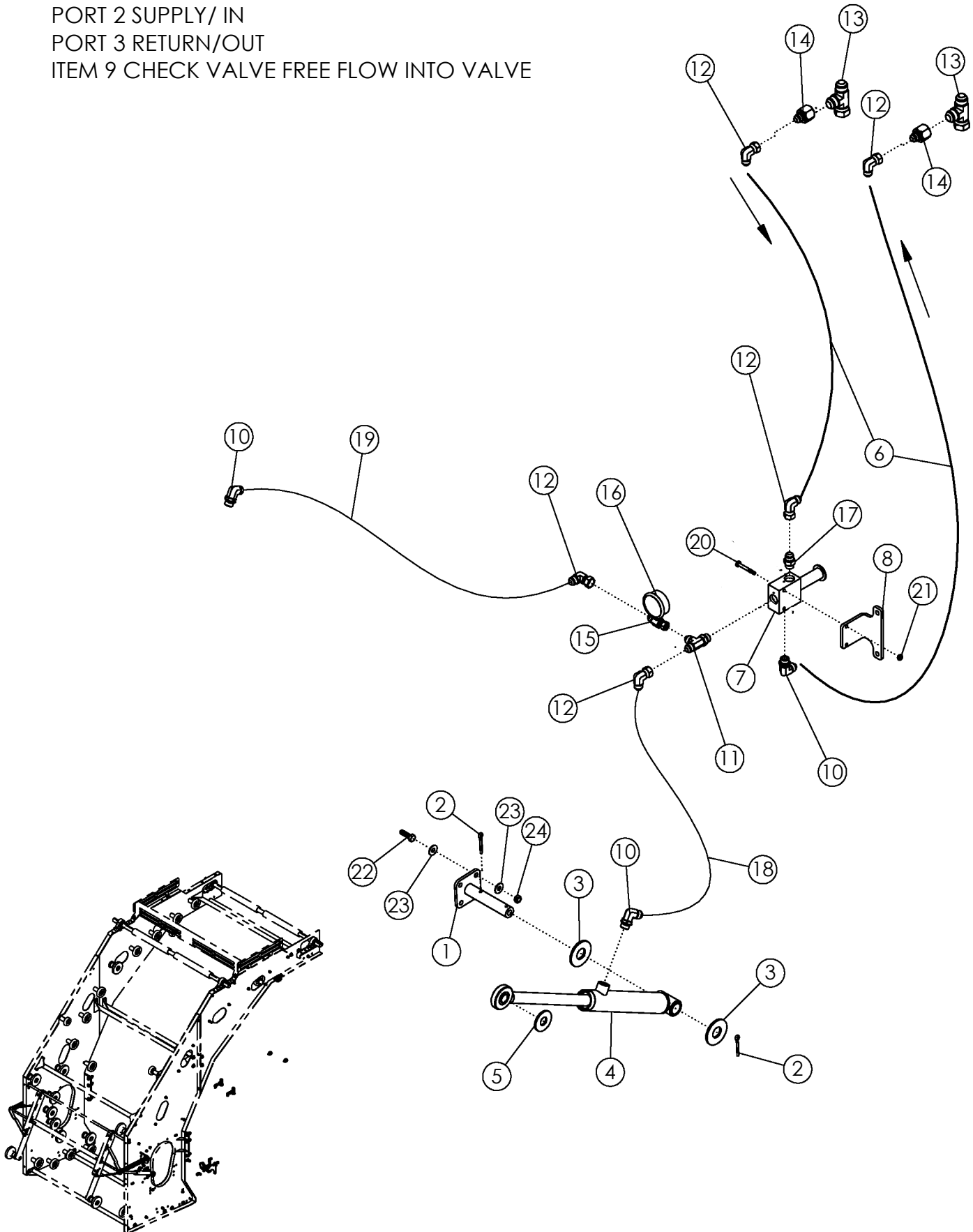
ITEM	PART NO.	DESCRIPTION	QTY
1	303195	PLASTIC-IDLER PLATE 8" OD	4
2	303332	WLDMT-CENTER IDLER	4
3	340046	BOLT-CRG: .38 X 1.75 NC GR5 ZP	12
4	1011828	WASHER-FLAT: .38 ZP	12
5	1011586	WASHER-LOCK: .38 ZP	12
6	1011576	NUT-HEX: .38 NC GR2 ZP	12
7	1011606	BOLT-HEX: .50 X 1.25 NC GR5 ZP	4
8	1011584	WASHER-FLAT: SAE .50 ZP	8
9	1027461	NUT-TOPLOCK: .50 NC GR5 ZP	4
10	303425	PLATE-SPROCKET SCRAPER MOUNT LH	2
11	303426	PLATE-SPROCKET SCRAPER	2
12	1016362	BOLT-CRG: .38 X 1.25 NC GR5 ZP	8
13	303424	PLATE-SPROCKET SCRAPER MOUNT RH	2
14	303336	PLATE-SCRAPER	4
15	303338	PLATE-SCRAPER MOUNT LH	1
16	59488	BOLT-CRG: .38 X 1.00 NC GR5 ZP	4
17	1016999	NUT-TOPLOCK: .38 NC GR5 ZP	4
18	303335	PLATE-SCRAPER MOUNT RH	2
19	1014443	WASHER-FLAT: .50 ZP	8



## REAR SCRUB #303259 HIGH PROFILE

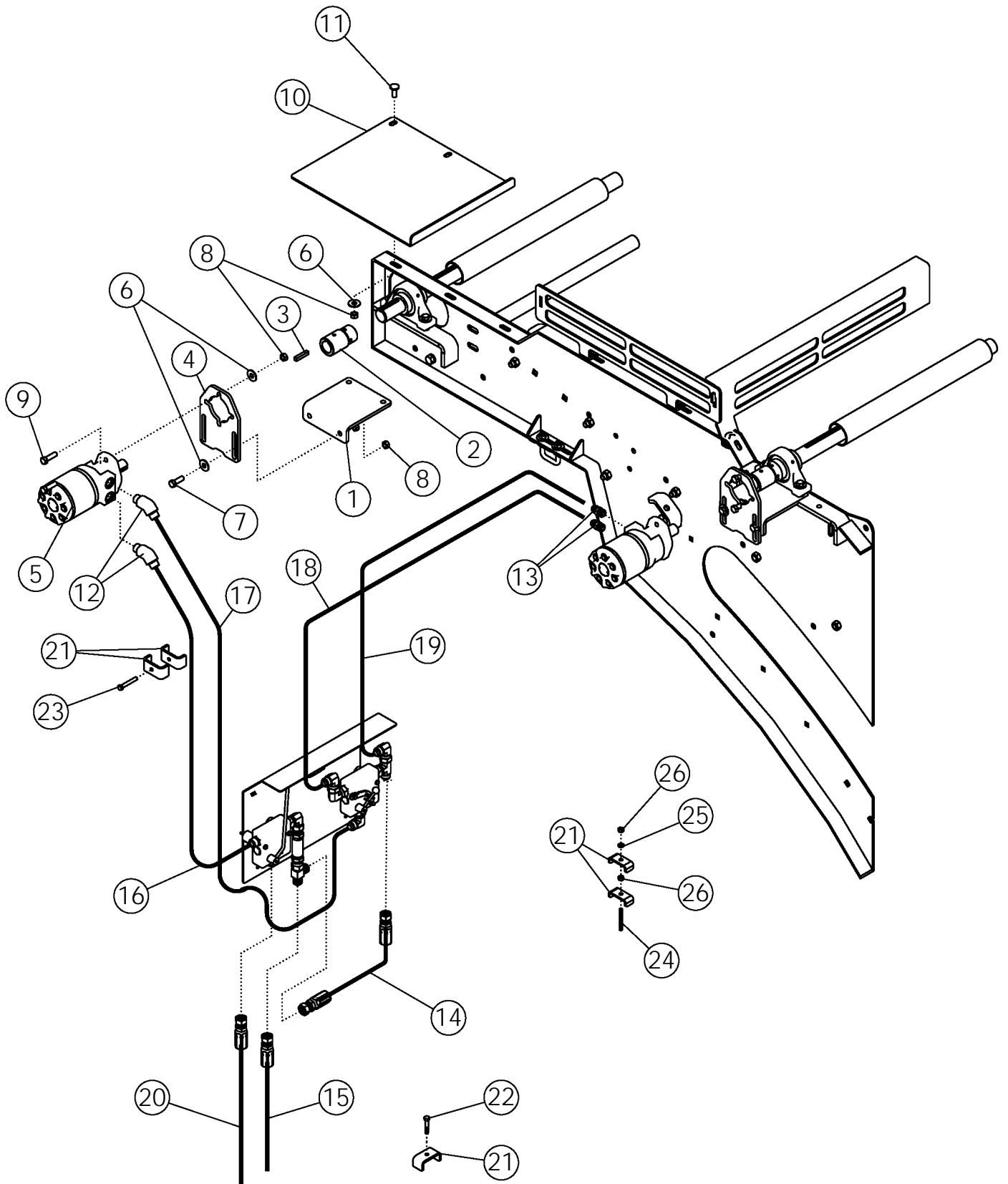
ITEM	PART NO.	DESCRIPTION	QTY
1	303195	PLASTIC-IDLER PLATE 8" OD	4
2	303332	WLDMT-CENTER IDLER	4
3	340046	BOLT-CRG: .38 X 1.75 NC GR5 ZP	12
4	1011828	WASHER-FLAT: .38 ZP	12
5	1011586	WASHER-LOCK: .38 ZP	12
6	1011576	NUT-HEX: .38 NC GR2 ZP	12
7	1011606	BOLT-HEX: .50 X 1.25 NC GR5 ZP	4
8	1011584	WASHER-FLAT: SAE .50 ZP	8
9	1027461	NUT-TOPLOCK: .50 NC GR5 ZP	4
10	303425	PLATE-SPROCKET SCRAPER MOUNT LH	2
11	303426	PLATE-SPROCKET SCRAPER	2
12	1016362	BOLT-CRG: .38 X 1.25 NC GR5 ZP	8
13	303424	PLATE-SPROCKET SCRAPER MOUNT RH	2
14	303336	PLATE-SCRAPER	4
15	303338	PLATE-SCRAPER MOUNT LH	1
16	59488	BOLT-CRG: .38 X 1.00 NC GR5 ZP	4
17	1016999	NUT-TOPLOCK: .38 NC GR5 ZP	4
18	303335	PLATE-SCRAPER MOUNT RH	2
19	1014443	WASHER-FLAT: .50 ZP	8

NOTE:  
 PORT 2 SUPPLY/ IN  
 PORT 3 RETURN/ OUT  
 ITEM 9 CHECK VALVE FREE FLOW INTO VALVE



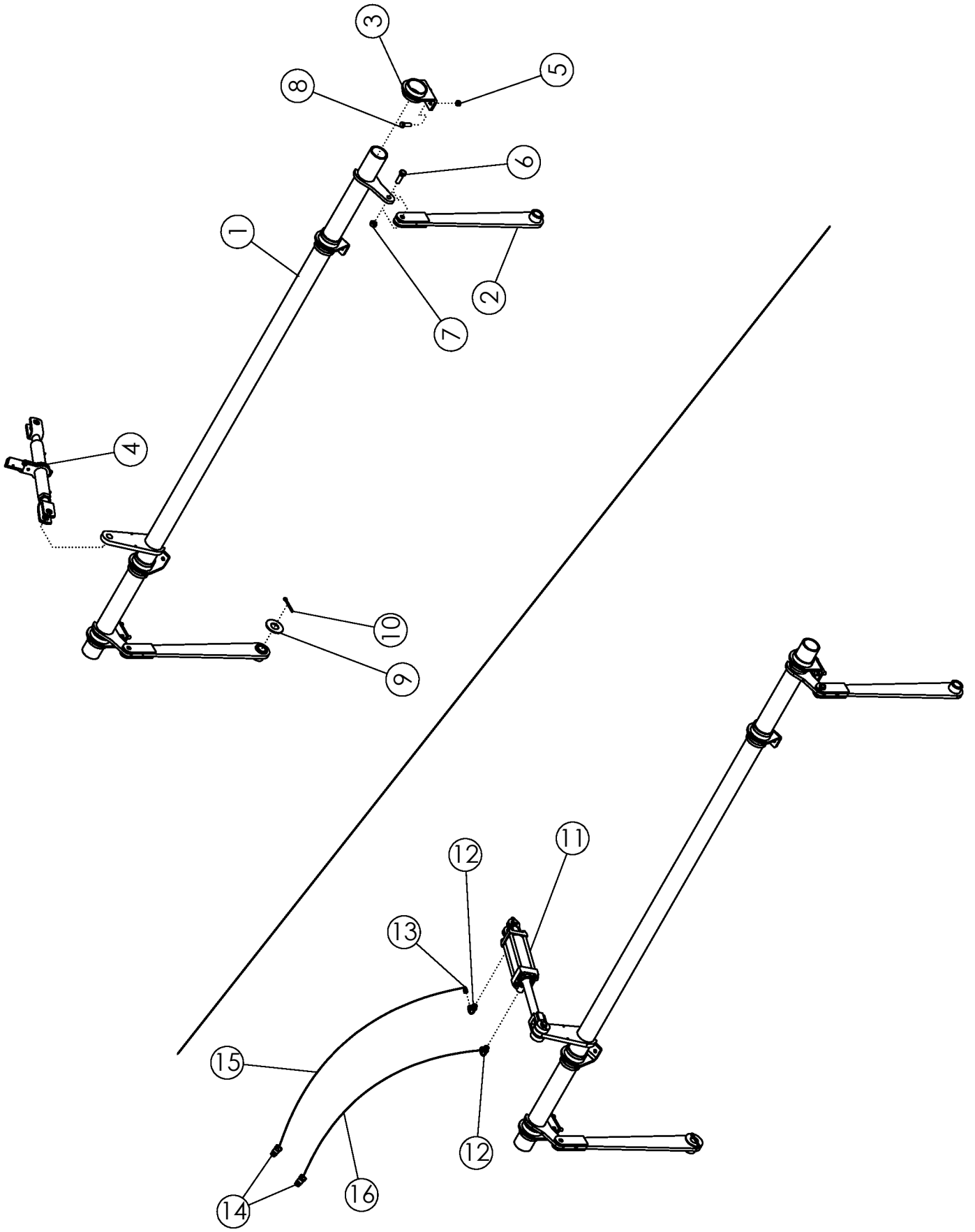
## SCRUB TENSIONER HYDRAULICS

ITEM	PART NO.	DESCRIPTION	QTY
1	302822	WLDMT-CYL MOUNT 1" PIN	2
2	1013473	PIN-COTTER: .19 X 2.00 NP	4
3	1020685	WASHER-FLAT: 1.00	4
4	302819	CYL-HYD: 1.50 X 8.0 (1.0 ROD) SINGLE ACTING SING	2
	303166	SEAL KIT	
5	1012634	WASHER-FLAT: SAE .75 ZP	2
6	305680	HOSE: .50 X 076 8FJX-8FJX	2
7	302856	VALVE-PRESSURE REDUCING MANUAL ADJ	1
8	302867	PLATE-FLOW CONTROL	1
9	302855	VALVE-CHECK 8MJ-8FJ	1
10	58560	FTG-ELBOW: 8MB-8MJ-90	3
11	63016	FTG-TEE: 8MB-8MJ-8MJ	1
12	57668	FTG-ELBOW: 8MJ-8FJX-90	6
13	59888	FTG-TEE: 12MJ-12FJX-12MJ	2
14	66943	FTG-ADAPTER: 12FJ-8MJ	2
15	303693	FTG-TEE: 8FJX-8MJ-.25" FB	1
16	303768	GAUGE-PRESSURE: 1/4"MB 300 PSI	1
17	56226	FTG-ADAPTER: 8MB-8MJ	1
18	63675	HOSE: .50 X 055 8FJX-8FJX	1
19	1018744	HOSE: .50 X 130 8FJX-8FJX	1
20	1016211	BOLT-HEX: .25 X 1.75 NC GR5 ZP	2
21	1030946	NUT-TOPLOCK: .25 NC GR5 ZP	2
22	1011601	BOLT-HEX: .38 X 1.25 NC GR5 ZP	8
23	1011828	WASHER-FLAT: .38 ZP	16
24	1016999	NUT-TOPLOCK: .38 NC GR5 ZP	8



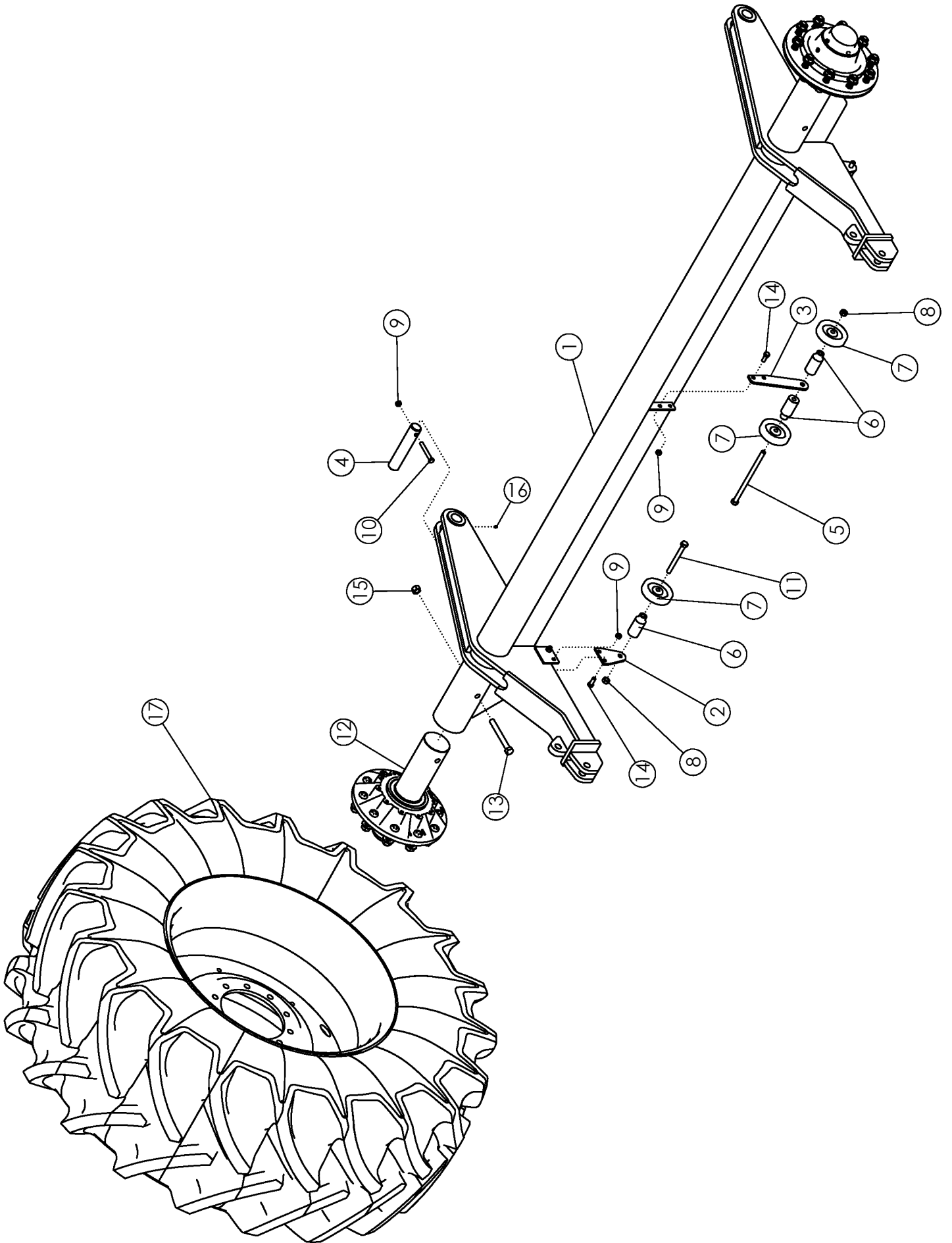
## REAR SCRUB DRIVE

ITEM	PART NO.	DESCRIPTION	QTY
1	68654	PLATE-MOTOR MOUNT	2
2	68663	COUPLING	2
3	50152	KEY .38 X .38 X 2.00	2
4	303352	PLATE-MOTOR HYDRAULIC 12R	2
5	57686	MOTOR-HYDRAULIC 32.3IN <sup>3</sup> /REV	2
	57880	SEAL KIT FOR 57686	
6	1014443	WASHER-FLAT: .50 ZP	11
7	1011607	BOLT-HEX: .50 X 1.50 NC GR5 ZP	4
8	1027461	NUT-TOPLOCK: .50 NC GR5 ZP	11
9	1011608	BOLT-HEX: .50 X 1.75 NC GR5 ZP	4
10	72829	PLATE-SCRUB MOTOR SHIELD	1
11	1023854	BOLT-CRG: .50 X 1.25 NC GR5 ZP	3
12	72811	FTG-ELBOW: 12MJ-10MB-45	2
13	59043	FTG-ADAPTER: 10MB-12MJ	2
14	63473	HOSE: .75 X 19 12FJX-12FJX	1
15	59803	HOSE: .75 X 156 12FJX-12FJX	1
16	59068	HOSE: .75 X 144 12FJX-12FJX	1
17	59800	HOSE: .75 X 164 12FJX-12FJX	1
18	301555	HOSE: .75 X 172 12FJX-12FJX	1
19	59805	HOSE: .75 X 180 12FJX-12FJX	1
20	59069	HOSE: .75 X 138 12FJX-12FJX	1
21	63753	CLAMP-HOSE .75 ZP	9
22	1011725	BOLT-HEX: .38 X 2.00 NC GR5 ZP	3
23	1015174	BOLT-HEX: .38 X 2.50 NC GR5 ZP	3
24	65379	STUD-.375 X 3.00 UNC ZP	3
25	1011586	WASHER-LOCK: .38 ZP	3
26	1011576	NUT-HEX: .38 NC GR2 ZP	6



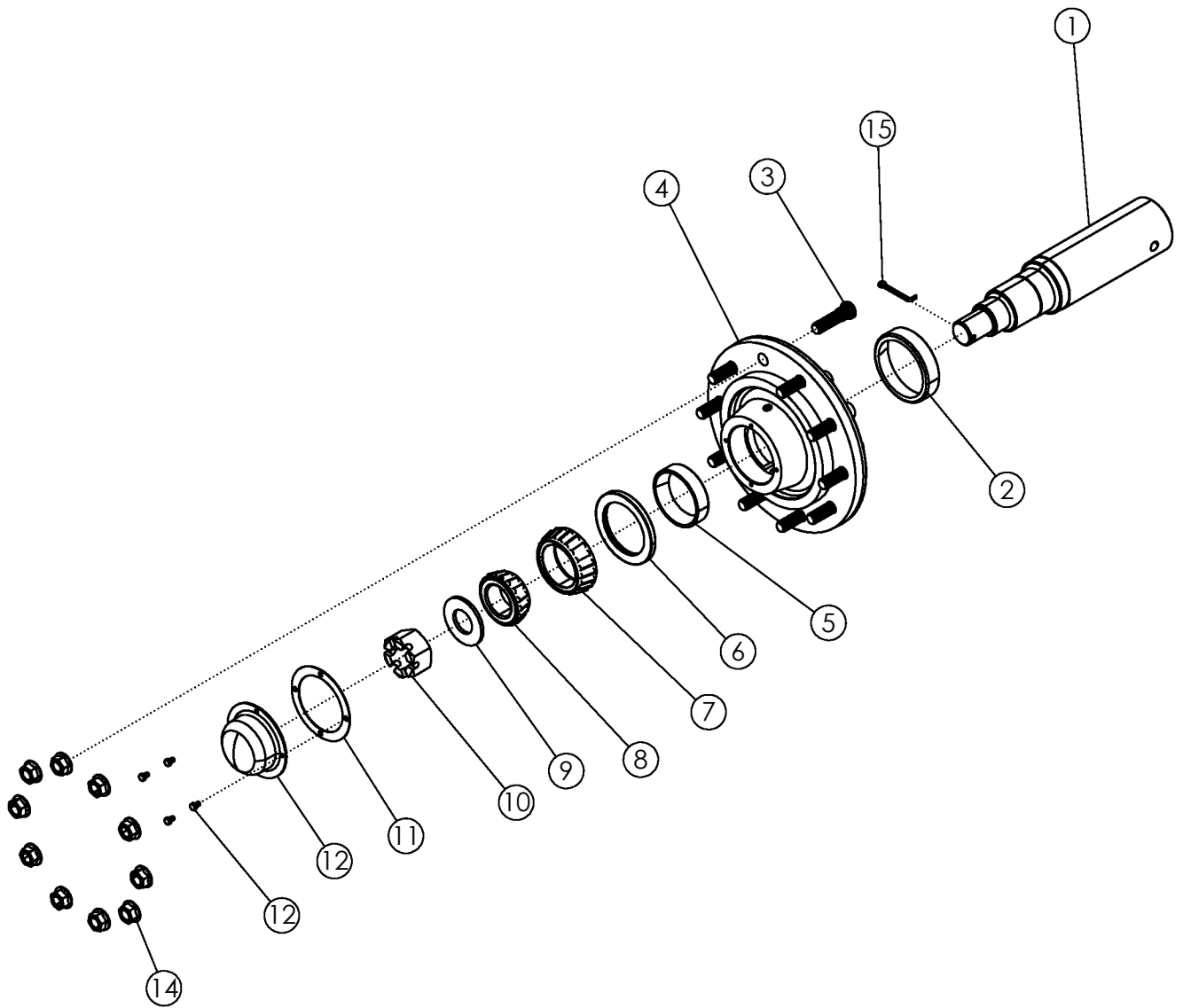


<b>ROLL BED LIFT</b>			
<b>ITEM</b>	<b>PART NO.</b>	<b>DESCRIPTION</b>	<b>QTY</b>
1	72727	WLDMT-ROLL BED LIFT	1
2	72728	WLDMT-ROLL BED LIFT ARM	2
3	72339	WLDMT-LIFT TUBE RET PAINTED	2
4	52407	RATCHET JACK-PAINTED	1
5	1027461	NUT-TOPLOCK: .50 NC GR5 ZP	8
6	1011623	BOLT-HEX: .63 X 2.00 NC GR5 ZP	2
7	1016595	NUT-TOPLOCK: .63 NC GR5 ZP	2
8	1011607	BOLT-HEX: .50 x 1.50 NC GR5 ZP	8
9	1013431	WASHER-FLAT: 1.25 ZP	2
10	1016727	PIN-COTTER: .25 X 2.50 NP	2
<b>ROLL BED HYDRAULIC LIFT (OPTION)</b>			
11	58890	CYLINDER-HYDRAULIC 3 X 8" 3000	1
12	58560	FTG-ELBOW: 8MB-8MJ 90	2
13	311258	FTG-ORIFICE .030 - 8MJ-8FJ	1
14	36290	PIONEER TIP 8010-15P (#8 ORB)	2
15	300064	HOSE: .38 X 420 8MB-8FJX	1
16	300063	HOSE: .38 X 408 8MB-8FJX	1



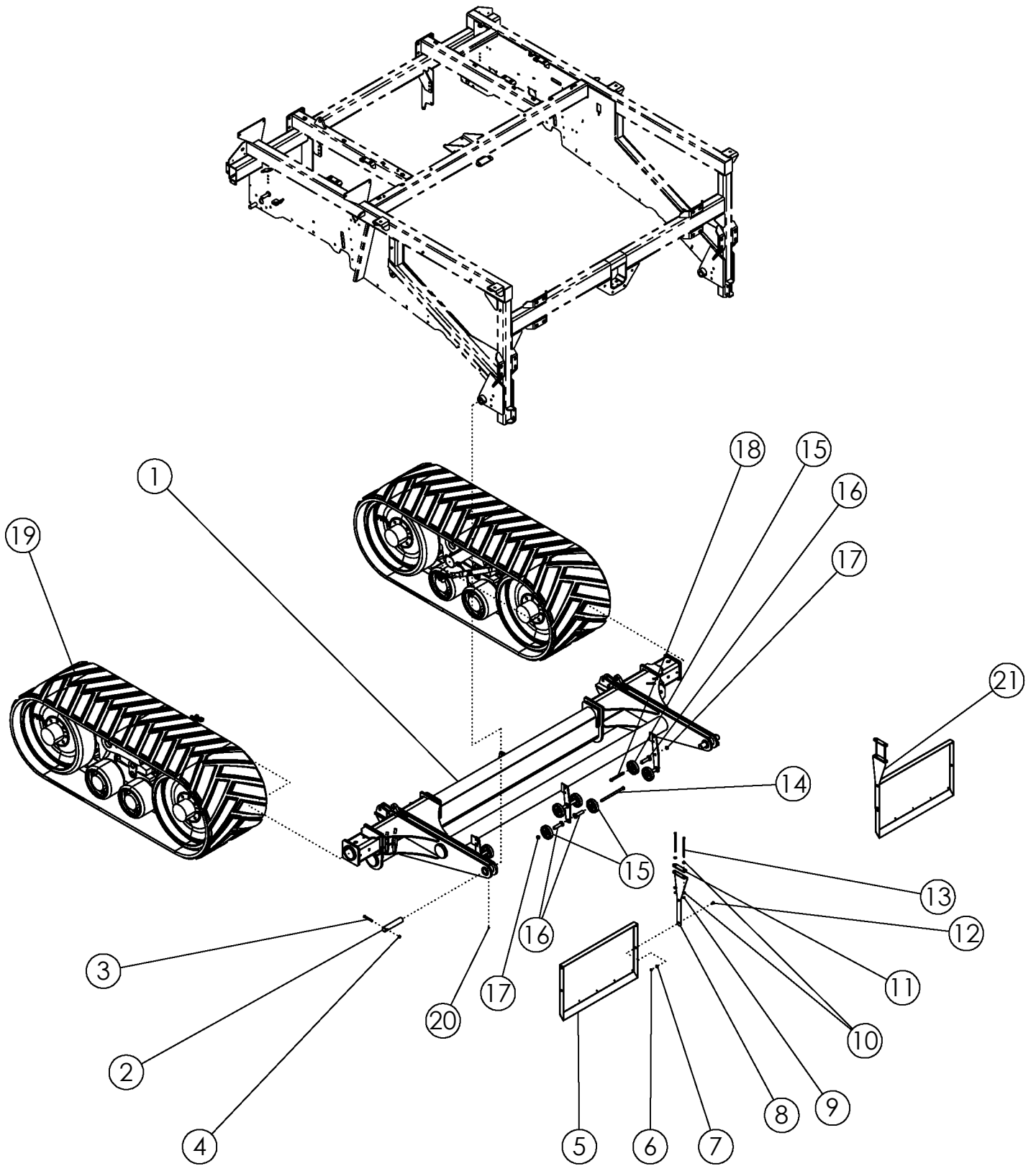
## AXLE COMPONENTS

ITEM	PART NO.	DESCRIPTION	QTY
1	72643	WLDMT-AXLE MAIN	1
2	72263	PLATE-BOGIE WHEEL	2
3	72827	PLATE-CENTER BOGIE	1
4	72311	PIN-AXLE MAIN	2
5	72773	BOLT-HEX: .63 X 11.00 NC GR5 ZP	1
6	64192	STAND OFF	4
7	53825	BOGIE WHEEL 5"	4
8	1016595	NUT-TOPLOCK: .63 NC GR5 ZP	3
9	1027461	NUT-TOPLOCK: .50 NC GR5 ZP	8
10	1029104	BOLT-HEX: .50 X 3.75 NC GR5 ZP	2
11	1013068	BOLT-HEX: .63 X 6.00 NC GR5 ZP	2
12	37309	ASSY-HUB/SPINDLE 5250	2
13	1016718	BOLT-HEX .75 X 6.50 NC GR5 ZP	2
14	1011606	BOLT-HEX: .50 X 1.25 NC GR5 ZP	6
15	1017000	NUT-TOPLOCK: .75 NC GR5 ZP	2
16	1011748	ZERK-GREASE: .25 UNF STRAIGHT	2
17	72644	TIRE-MNTD: 710/70R38 177A8 R1W LH	1
	72645	TIRE-MNTD: 710/70R38 177A8 R1WRH (NOT SHOWN)	1
<b>LARGE TIRE OPTION</b>			
17	302012	TIRE-MNTD: 900/60R32 TRELLE TM2000 181A8 LH	1
	302013	TIRE-MNTD: 900/60R32 TRELLE TM2000 181A8 RH	1



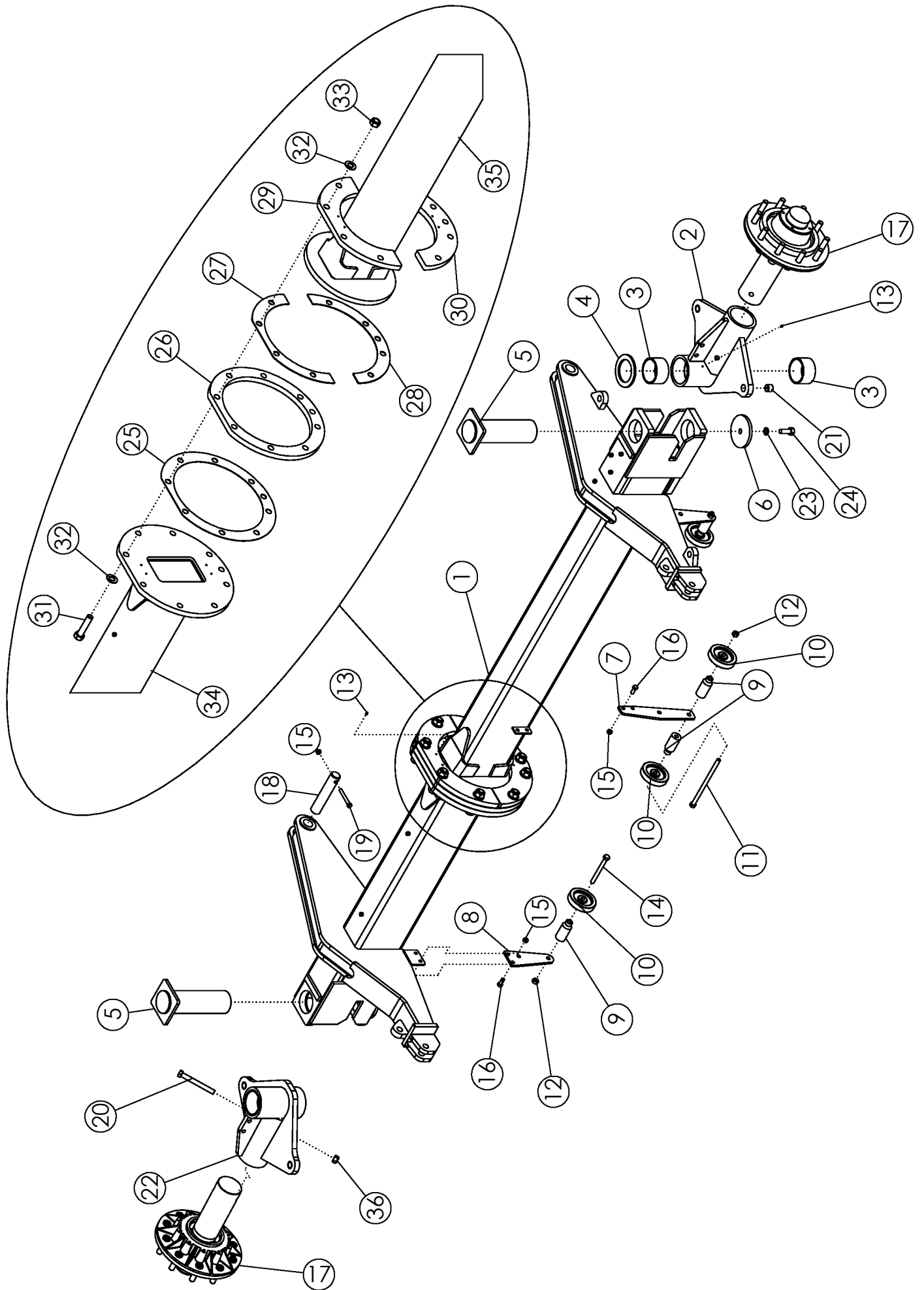
## AXLE COMPONENTS

ITEM	PART NO.	DESCRIPTION	QTY
1	330076	SPINDLE-4.50 HR C1045	1
2	72977	CUP-INNER	1
3	37766	STUD-WHEEL .875 X 3.41 GR8 UNF	10
4	37314	HUB W/CUPS 7/8 STUDS - 5250	1
5	72978	CUP-OUTER	1
6	72972	SEAL-10 BOLT HUB	1
7	72979	CONE-INNER	1
8	72980	CONE-OUTER	1
9	320164	WASHER-FLAT 4.0X2.03	1
10	320163	NUT-HEX: SLOT 2.00 NF NP	1
11	320321	GASKET-RUBBER (13.19 HUB)	1
12	72981	CAP-HUB	1
13	1011596	BOLT-HEX: .31 X .50 NC GR5 ZP	4
14	37739	NUT-FLANGE LUG .875 NF	10
15	306034	PIN-COTTER: .25 X 3.00 ZP	1



## AXLE- TRACK FITUP

ITEM	PART NO.	DESCRIPTION	QTY
1	303219	WLDMT- 2700 TRACK AXLE	1
2	72311	PIN-AXLE MAIN	2
3	1029104	BOLT-HEX: .50 X 3.75 NC GR5 ZP	2
4	1027461	NUT-TOPLOCK: .50 NC GR5 ZP	2
5	303487	WLDMT-SHIELD EXTENSION 38"	2
6	1016999	NUT-TOPLOCK: .38 NC GR5 ZP	4
7	1011828	WASHER-FLAT: .38 ZP	4
8	303412	PLATE-SHIELD MOUNT LH	1
9	1016999	NUT-TOPLOCK: .38 NC GR5 ZP	4
10	1011828	WASHER-FLAT: .38 ZP	8
11	303484	PLATE-SHIELD MOUNT BOLT PLATE	2
12	59488	BOLT-CRG: .38 X 1.00 NC GR5 ZP	4
13	306980	BOLT-HEX: .38 X 8.0" NC GR5	4
14	72773	BOLT-HEX: .63 X 11.00 NC GR5 ZP	3
15	53825	BOGIE WHEEL 5"	12
16	64192	STAND OFF- .625" X 4.0"	12
17	1016595	NUT-TOPLOCK: .63 NC GR5 ZP	9
18	1013068	BOLT-HEX: .63 X 6.00 NC GR5 ZP	6
19	354418	TRACK SYSTEM 30 X 67 70-3011GY1-0049	1
20	1011748	ZERK-GREASE: .25 UNF STRAIGHT	2
21	303488	PLATE-SHIELD MOUNT RH	1

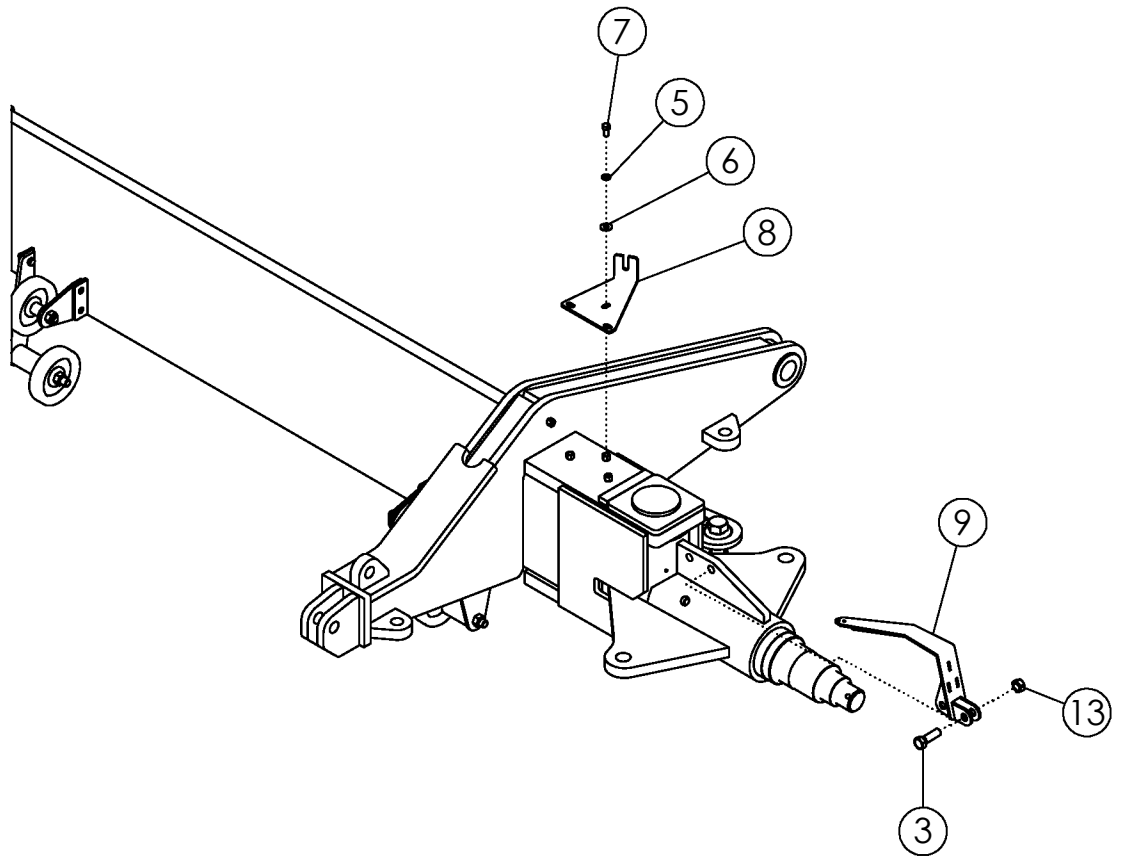
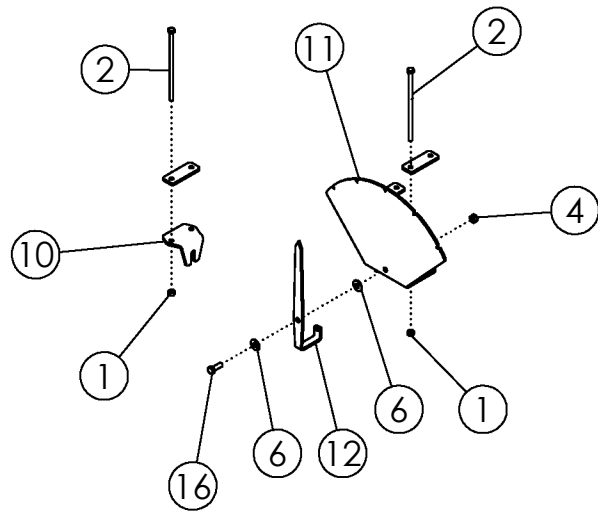




## STEERABLE STRUT ASSEMBLY

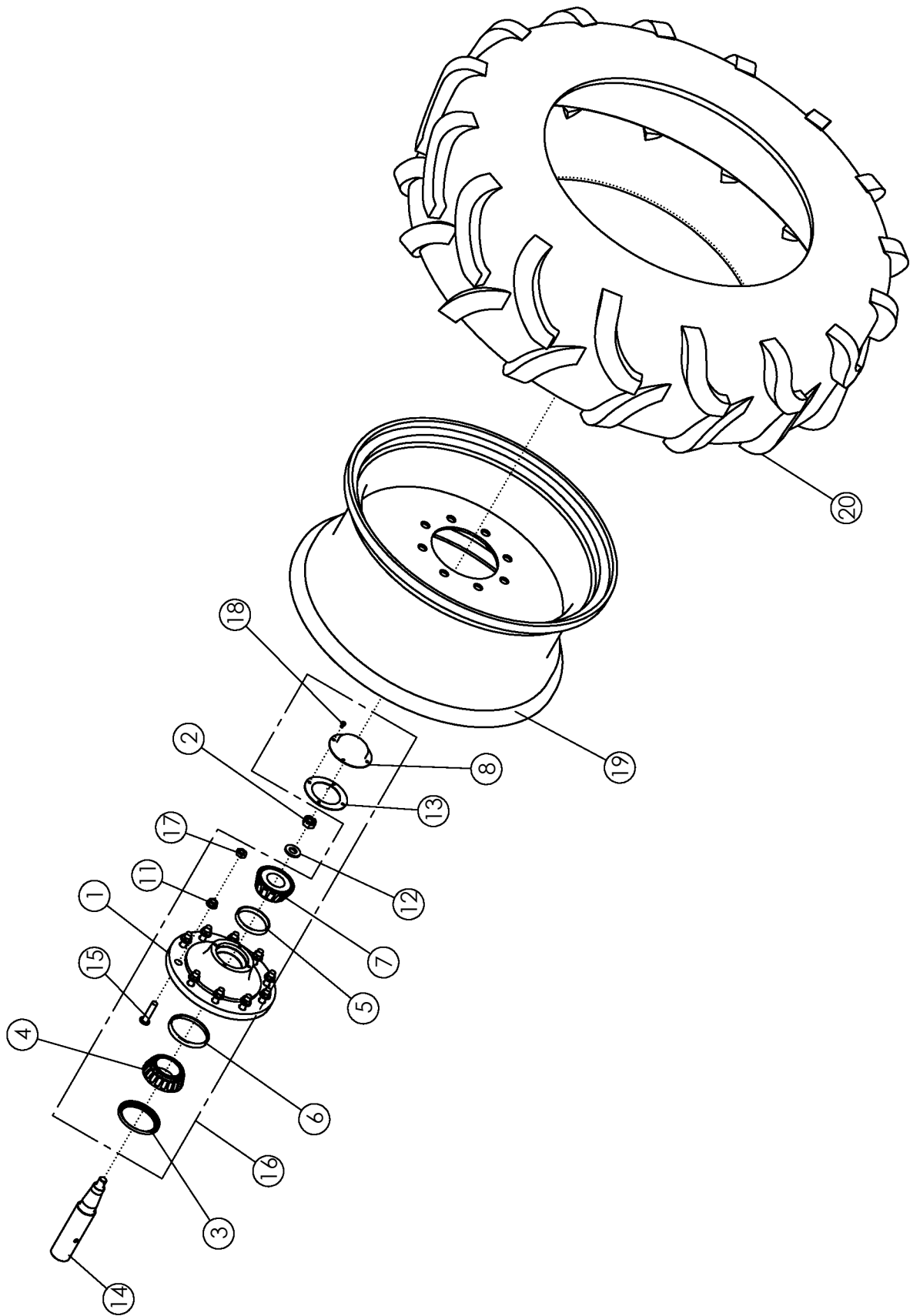
ITEM	PART NO.	DESCRIPTION	QTY
1	301081	WLDMT-AXLE STEERABLE ADC	1
2	73078	WLDMT-SPINDLE HOUSING	2
3	59205	BUSHING	4
4	73097	BEARING-CIRCULAR DISC	2
5	73092	WLDMT-KING PIN	2
6	73105	PLATE-KING PIN WASHER	2
7	301108	PLATE-CENTER BOGIE	1
8	301111	PLATE-BOGIE WHEEL	2
9	64192	STAND OFF	4
10	53825	BOGIE WHEEL 5"	4
11	72773	BOLT-HEX: .63 X 11.00 NC GR5 ZP	1
12	1016595	NUT-TOPLOCK: .63 NC GR5 ZP	3
13	1011748	ZERK-GREASE: .25 UNF STRAIGHT	8
14	1013068	BOLT-HEX: .63 X 6.00 NC GR5 ZP	2
15	1027461	NUT-TOPLOCK: .50 NC GR5 ZP	10
16	1011606	BOLT-HEX: .50 X 1.25 NC GR5 ZP	6
17	37309	ASSY-HUB AND SPINDLE	2
18	72311	PIN-AXLE MAIN	2
19	1029104	BOLT-HEX: .50 X 3.75 NC GR5 ZP	2
20	1016718	BOLT-HEX .75 X 6.50 NC GR5 ZP	2
21	45572	SPRING BUSHING 1.25 X 1.0 X 1.0	4
22	301539	ASSY-SPINDLE HOUSING	2
23	1012061	WASHER-LOCK: .75 ZP	2
24	1012060	BOLT-HEX: .75 X 2.00 NC GR5 ZP	2
25	301094	PLATE-SHIM AXLE STEERABLE 14GA	1
26	301095	PLATE-SPACER AXLE STEERABLE 1.00"	1
27	301345	PLATE-SHIM AXLE STEERABLE 11GA TOP	1
28	301346	PLATE-SHIM AXLE STEERABLE 11GA BOTTOM	1
29	301096	PLATE-AXLE STEER BOLTING SPLIT TOP	1
30	301097	PLATE-AXLE STEER BOLTING SPLIT BOTTOM	1
31	1032288	BOLT-HEX: 1.0 x 4.50 NC GR8 ZP	9
32	1016663	WASHER-FLAT	18
33	1016969	NUT-TOPLOCK: 1.00 NC GR5 ZP	9
34	301125	WLDMT-AXLE STEERABLE SHORT LH ADC	1
35	301126	WLDMT-AXLE STEERABLE LONG RH ADC	1
36	1017000	NUT-TOPLOCK: .75 NC GR5 ZP	2

\*ITEMS 2 AND 21 INCLUDED WITH ITEM 22



## STEERING INDICATOR ASSEMBLY

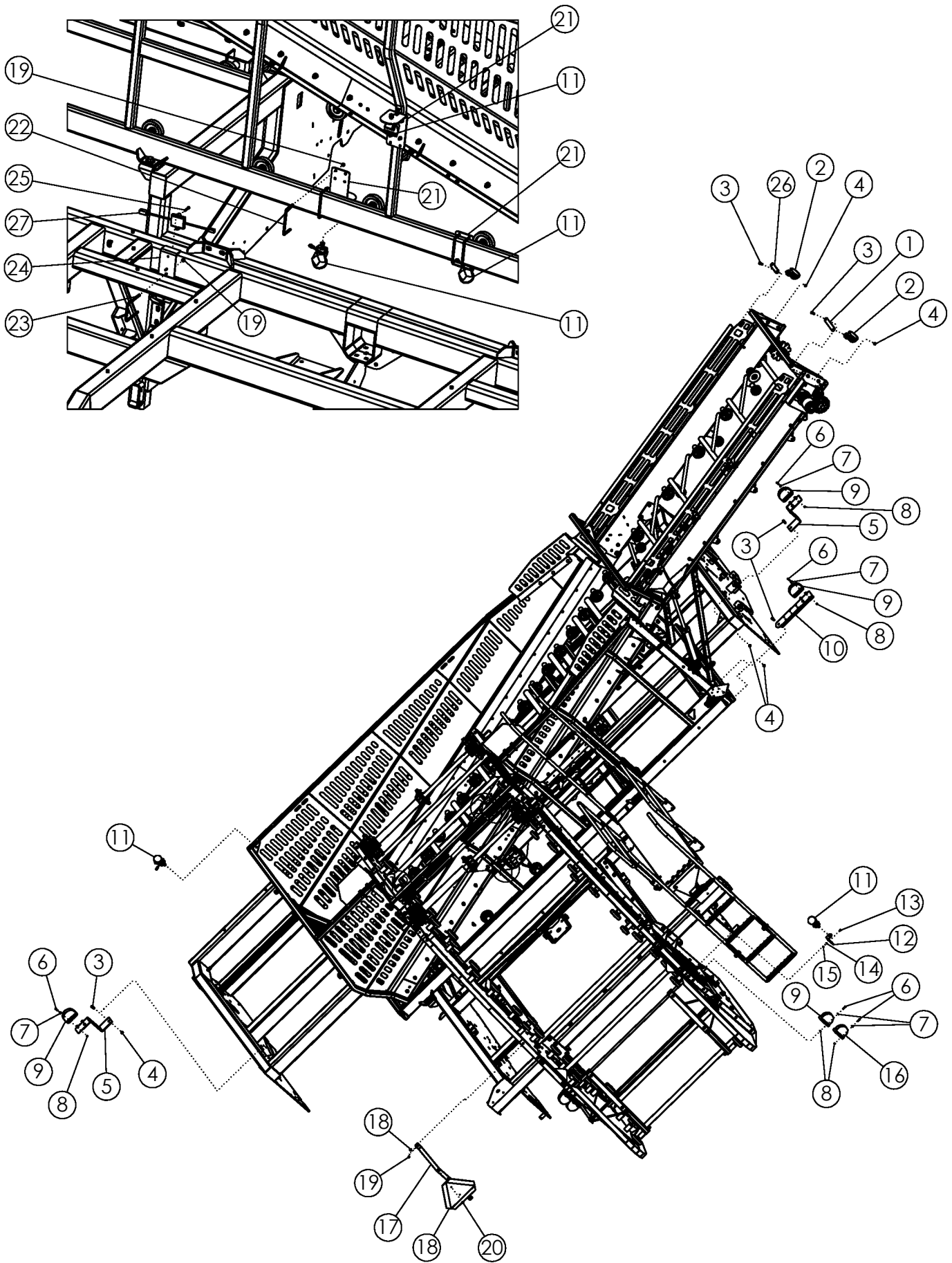
ITEM	PART NO.	DESCRIPTION	QTY
1	1030700	NUT-TOPLOCK: .31 NC GR5 ZP	6
2	301932	BOLT-HEX: .31 X 7.00 NC GR5 ZP	3
	302363	BOLT-HEX: .31 X 5.00 NC GR5 ZP	
3	1011623	BOLT-HEX: .63 X 2.00 NC GR5 ZP	2
4	1016999	NUT-TOPLOCK: .38 NC GR5 ZP	1
5	1011586	WASHER-LOCK: .38 ZP	3
6	1011828	WASHER-FLAT .38 ZP	5
7	1011599	BOLT-HEX: .38 X .75 NC GR5 ZP	3
8	73437	PLATE-INDICATOR AXLE MOUNT	1
9	73438	WLDMT-INDICATOR TRUNNION MOUNT	1
10	73436	PLATE-INDICATOR CABLE MOUNT	1
11	73435	PLATE-INDICATOR GAUGE	1
12	73434	PLATE-INDICATOR DIAL	1
13	1016595	NUT-TOPLOCK: .63 NC GR5 ZP	2
14	73441	PUSH-PULL CABLE 10-32 X 9' (NOT SHOWN)	1
15	37761	P-CLIP .38 X 1.00 (NOT SHOWN)	1
16	1011600	BOLT-HEX: .38 X 1.00 NC GR5 ZP	1



<b>SPINDLE &amp; HUB ASSEMBLY</b>			
<b>ITEM</b>	<b>PART NO.</b>	<b>DESCRIPTION</b>	<b>QTY</b>
1	37314**	HUB W/CUPS 7/8 STUDS - 10-BOLT	1
2	320163**	NUT-HEX: 2.00 NF NP	1
3	72972**	SEAL-10 BOLT HUB	1
4	72979**	CONE-INNER	1
5	72977*	CUP-INNER	1
6	72978*	CUP-OUTER	1
7	72980**	CONE-OUTER	1
8	72981**	CAP-HUB	1
11	37739**	NUT-FLANGE LUG .875 NF	10
12	320164*	WASHER-FLAT 4.0X2.03	1
13	320321	GASKET-RUBBER (13.19 HUB)	1
14	330076	SPINDLE-4.50 HR C1045	1
15	37766*	STUD-WHEEL .875 X 3.41 GR8 UNF	10
16	37309	ASSY-HUB/SPINDLE 10-BOLT	1
17	1040915	NUT-JAM: .88 NF GR2 ZP	10
18	1011596	BOLT-HEX: .31 X .50 NC GR5 ZP	4
<b>STANDARD TIRE OPTION 710</b>			
	72644	TIRE-MNTD: 710/70R38 177A8 R1WLH	
	72645	TIRE-MNTD: 710/70R38 177A8 R1WRH	
19	72646	WHEEL-38XMM23A (.62" INSET)	1
20	72647	TIRE-710/70R38 177A8 R1W	1
<b>STEERING TIRE OPTION 600</b>			
	72499	TIRE-MNTD: 600/60R30.5 (60PSI)	
	72628	TIRE-MNTD: 600/60R30.5 (60PSI) RH	
19	72497	WHEEL 20X30.5 10 BOLT (.63" INSET)	1
20	72498	TIRE-600/60R30.5 TL	1
<b>STANDARD TIRE OPTION 900</b>			
	302012	TIRE-MNTD: 900/60R32 TRELL TM2000 181A8 LH	
	302013	TIRE-MNTD: 900/60R32 TRELL TM2000 181A8 RH	
19	302011	WHEEL-27X32 GRAIN CART 10 H 13.187 BC	1
20	302010	TIRE-900/60R32 TRELL TM2000 181A8	1

\*Items are included with Item 1

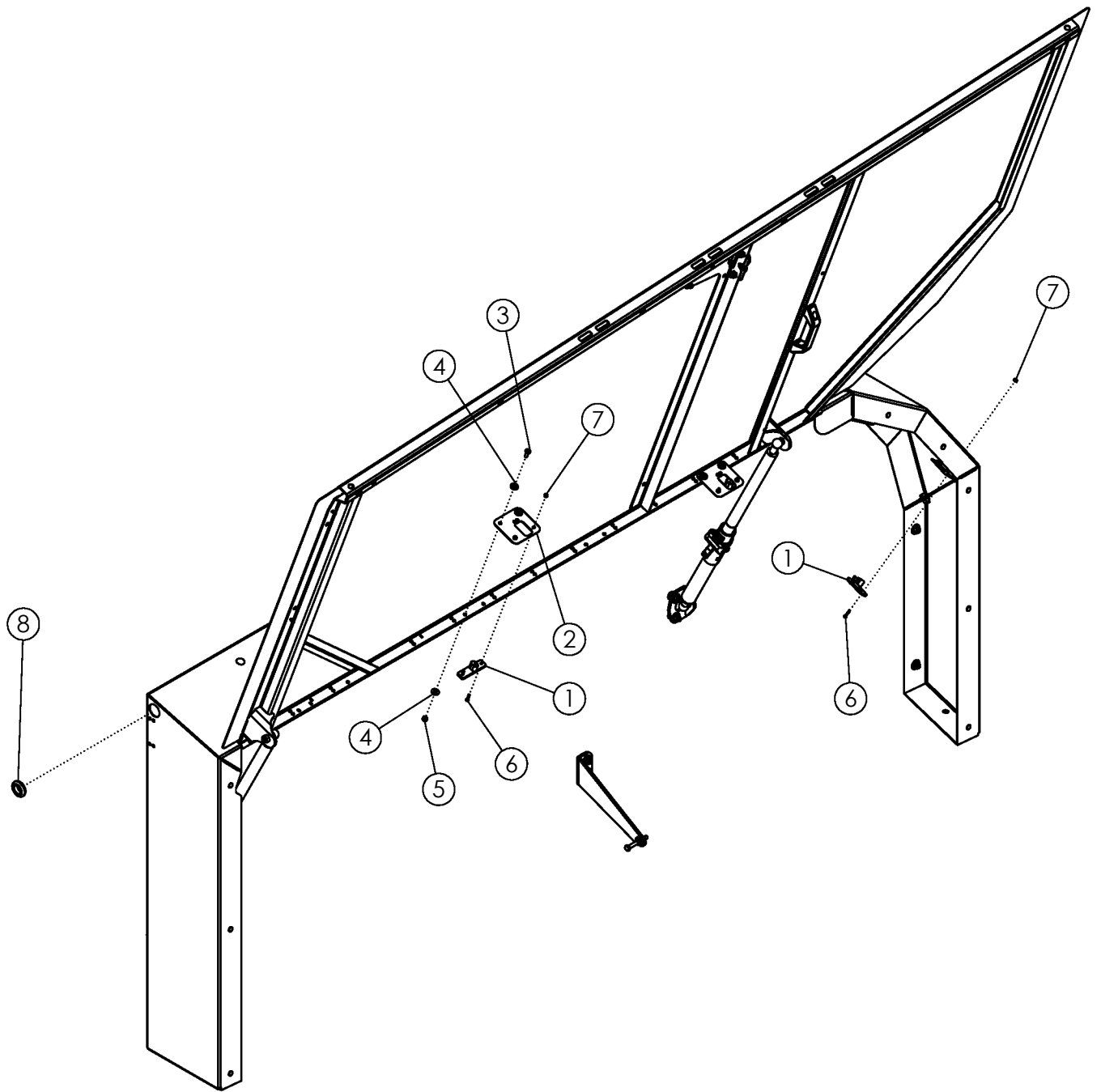
\*\*Items are included with Item 16



## LIGHT KIT HD

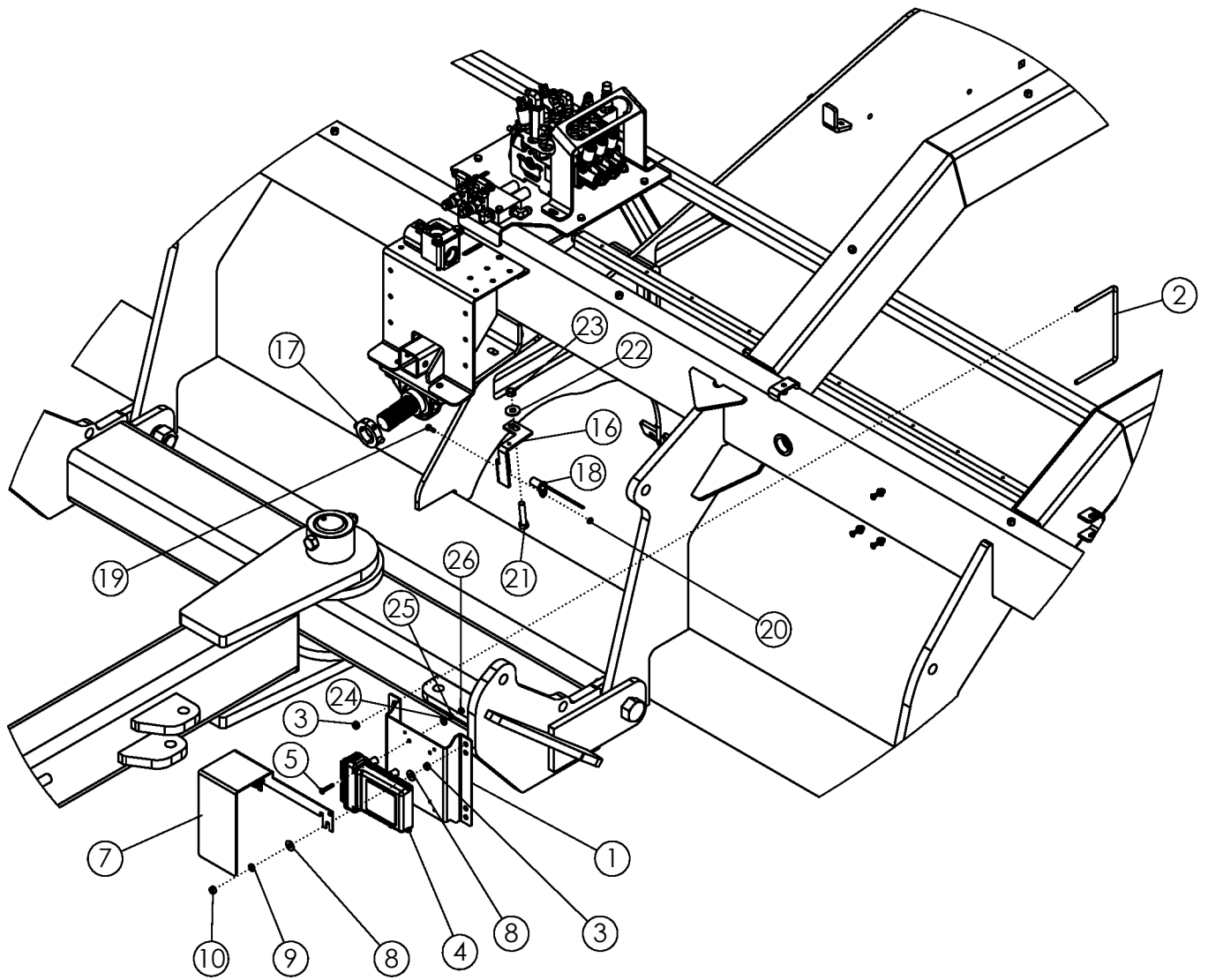
ITEM	PART NO.	DESCRIPTION	QTY
1	300326	PLATE-LIGHT MOUNT BOOM (REAR)	1
2	301293	LIGHT-GROTE 2000 OVAL FLOOD	2
3	1011606	BOLT-HEX: .50 X 1.25 NC GR5 ZP	5
4	1027461	NUT-TOPLOCK: .50 NC GR5 ZP	5
5	72917	PLATE-CLEARANCE LIGHT	2
6	1013940	BOLT-HEX: .25 X 1.25 NC GR5 ZP	28
7	1020416	WASHER-FLAT: .25 ZP	28
8	1030946	NUT-TOPLOCK: .25 NC GR5 ZP	28
9	305217	LIGHT-YELLOW LAMP SAE	5
10	300319	PLATE-LIGHT MOUNT RIGHT REAR HAZARD	1
11	301294	LIGHT-GROTE T26 NEAR FLOOD	5
12	303325	PLATE-SCRUB LIGHT MOUNT	1
13	68602	BOLT-CRG: .25 X .75 NC GR5 ZP	2
14	1020416	WASHER-FLAT: .25 ZP	2
15	1030946	NUT-TOPLOCK: .25 NC GR5 ZP	2
16	305218	LIGHT-RED LAMP SAE	2
17	303292	PLATE-2720 SMV SIGN MOUNT	1
18	65329	SIGN-SMV ASAE S276.5	1
19	1016999	NUT-TOPLOCK: .38 NC GR5 ZP	20
20	1011595	BOLT-HEX: .25 X .75 NC GR5 ZP	2
21	300327	PLATE-LIGHT MOUNT	3
22	306099	U-BOLT: .375 X 3.00 X 6.00 X 3.00 ZP	4
23	34287	U-BOLT: .375 X 5.50 X 4.00 X 5.50	1
24	301339	PLATE-LIGHT MODULE MOUNT	1
25	1016853	BOLT-HEX: .25 X 1.75 NC GR5 ZP	2
26	300332	PLATE-LIGHT MOUNT BOOM (FRONT)	1
27	305216	HARNESS-FLASHER MODULE	1
28	301335	HARNESS-HRV 12R MAIN (NOT SHOWN)	1
29	300318	HARNESS-HRV 12R HAZARD W/RIGHT REAR (NOT S	1
30	303540	HARNESS-2720 WORK LIGHTS (NOT SHOWN)	1
31	301338	HARNESS-HRV 12R EXTENSION (NOT SHOWN)	1





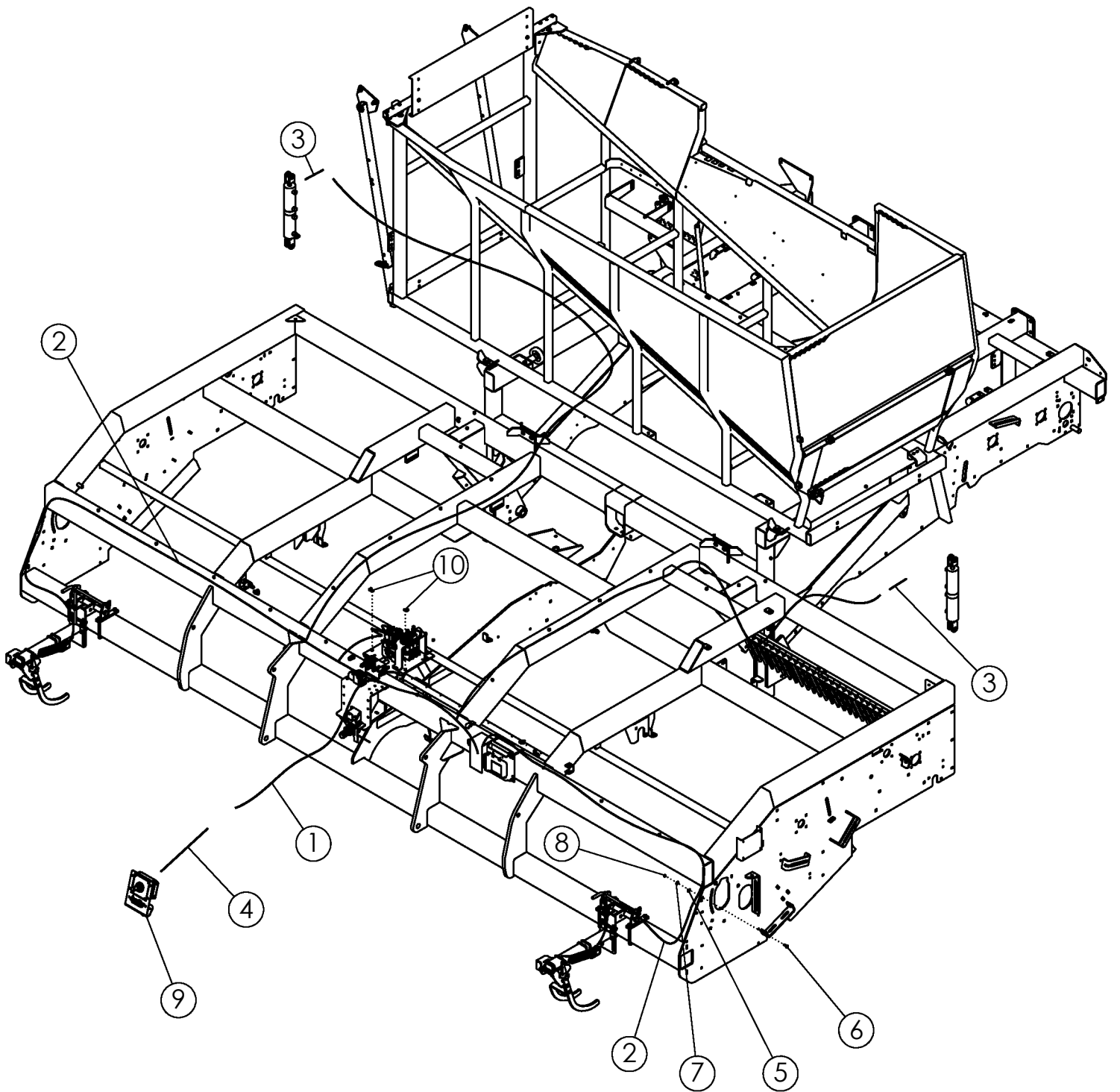
## DOOR LIGHT KIT HD #303515

ITEM	PART NO.	DESCRIPTION	QTY
1	303514	LIGHT-2720 DOOR LIGHT	6
2	303552	PLATE-DOOR LIGHT MOUNT	4
3	1011595	BOLT-HEX: .25 X .75 NC GR5 ZP	8
4	1020416	WASHER-FLAT: .25 ZP	16
5	1030946	NUT-TOPLOCK: .25 NC GR5 ZP	8
6	1011312	SCREW-R-H-SL: #8-32 X .75 ZP	12
7	62617	NUT-NYLOCK: #8-32 GR2 ZP	12
8	332827	GROMMET - ACSC RUBBER GROMMET LARGE	2
9	303541	HARNESS-2720 DOOR LIGHTS (NOT SHOWN)	2



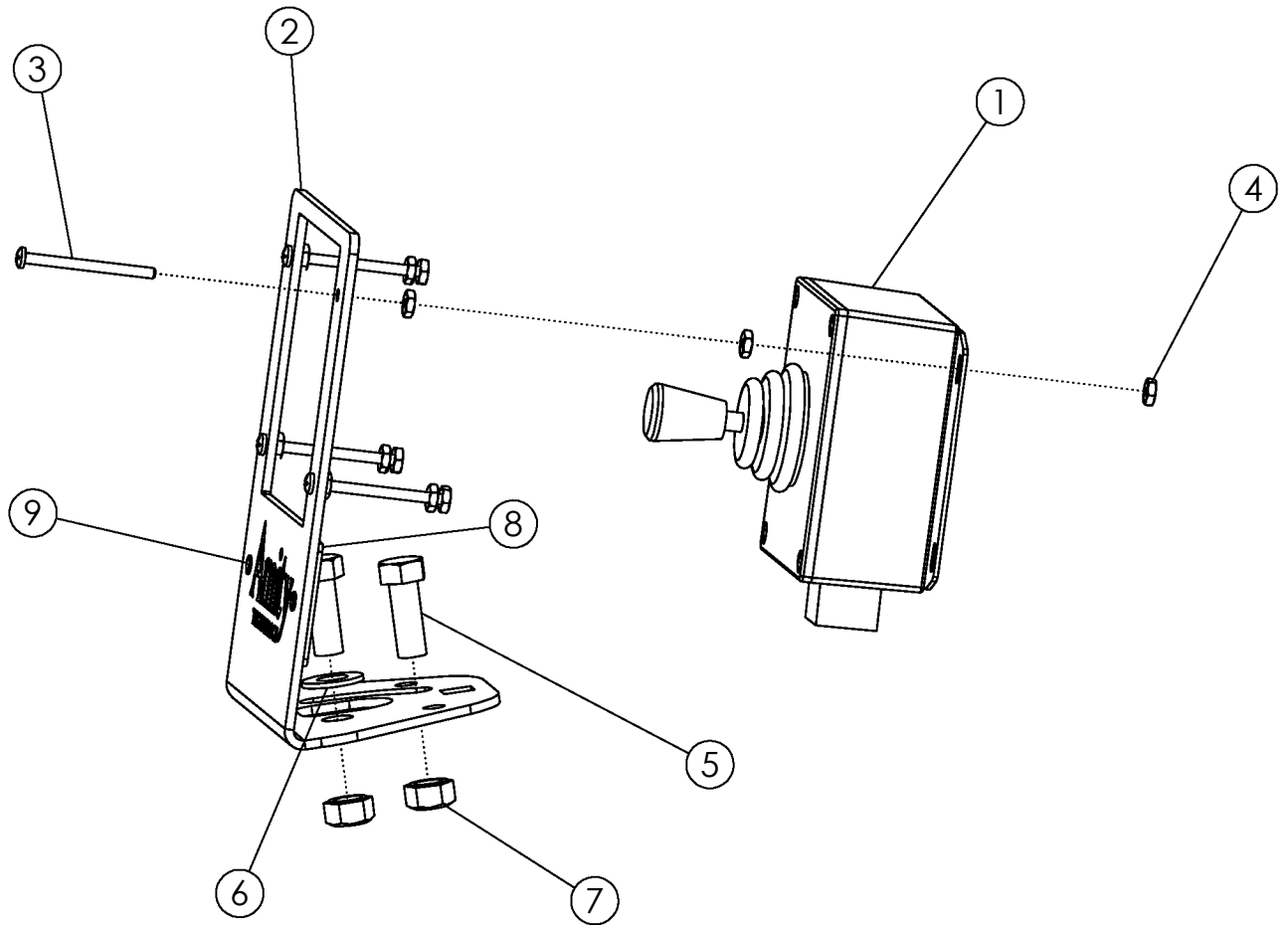
## ADC ELECTRONICS

ITEM	PART NO.	DESCRIPTION	QTY
1	301046	PLATE-MNT CONTROL BOX ADC	1
2	64244	U-BOLT: .375 X 5.13 X 8.00 X 5.13 ZP	2
3	1016999	NUT-TOPLOCK: .38 NC GR5 ZP	4
4	303422	ASSY-ADC ISOBUS CONTROLLER	1
5	53753	SCREW-F-H-S-C: .25-20 X 1.50 GR8	4
6	1026591	NUT-K-LOCK: #10-24 NC GR2 ZP	4
7	301036	PLATE-SHIELD ADC	1
8	1011828	WASHER-FLAT .38 ZP	4
9	1011586	WASHER-LOCK: .38 ZP	2
10	1011576	NUT-HEX: .38 NC GR2 ZP	2
16	301024	BRACKET-PTO SENSOR ADC	1
17	64388	WLDMT-SPLIT COLLAR 1.75"	1
18	301014	SENSOR-PTO ADC	1
19	1011595	BOLT-HEX: .25 X .75 NC GR5 ZP	1
20	1013240	NUT-NYLOCK: .25 NC ZP	1
21	1011610	BOLT-HEX: .50 X 2.50 NC GR5 ZP	1
22	1014443	WASHER-FLAT: .50 ZP	1
23	1027461	NUT-TOPLOCK: .50 NC GR5 ZP	1
24	1020416	WASHER-FLAT: .25 ZP	4
25	1013242	WASHER-LOCK: .25 ZP	4
26	1011587	NUT-HEX: .25 NC GR2 ZP	4



## ACTIVE DEPTH CONTROL ELECTRICAL SCHEMATIC

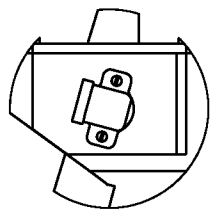
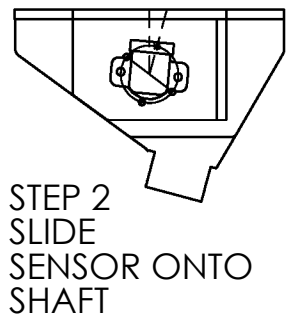
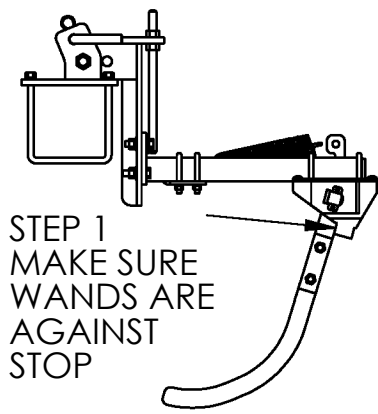
ITEM	PART NO.	DESCRIPTION	QTY
1	303443	HARNESS-ADC ISOBUS MAIN 2720	1
2	301020	HARNSS-ADC POTENTIOMETER	2
3	73509	HARNESS-CYL SENSOR CONNECTOR	2
4	303444	HARNESS-ADC ISOBUS JOYSTICK EXT	1
5	300249	P-CLIP .38" X .313"	4
6	1016362	BOLT-CRG: .38 X 1.25 NC GR5 ZP	4
7	1011828	WASHER-FLAT: .38 ZP	4
8	1016999	NUT-TOPLOCK: .38 NC GR5 ZP	4
9	303448	KT-JOYSTICK WTH MOUNT	1
10	310919	PCLIP .38" X .375"	2



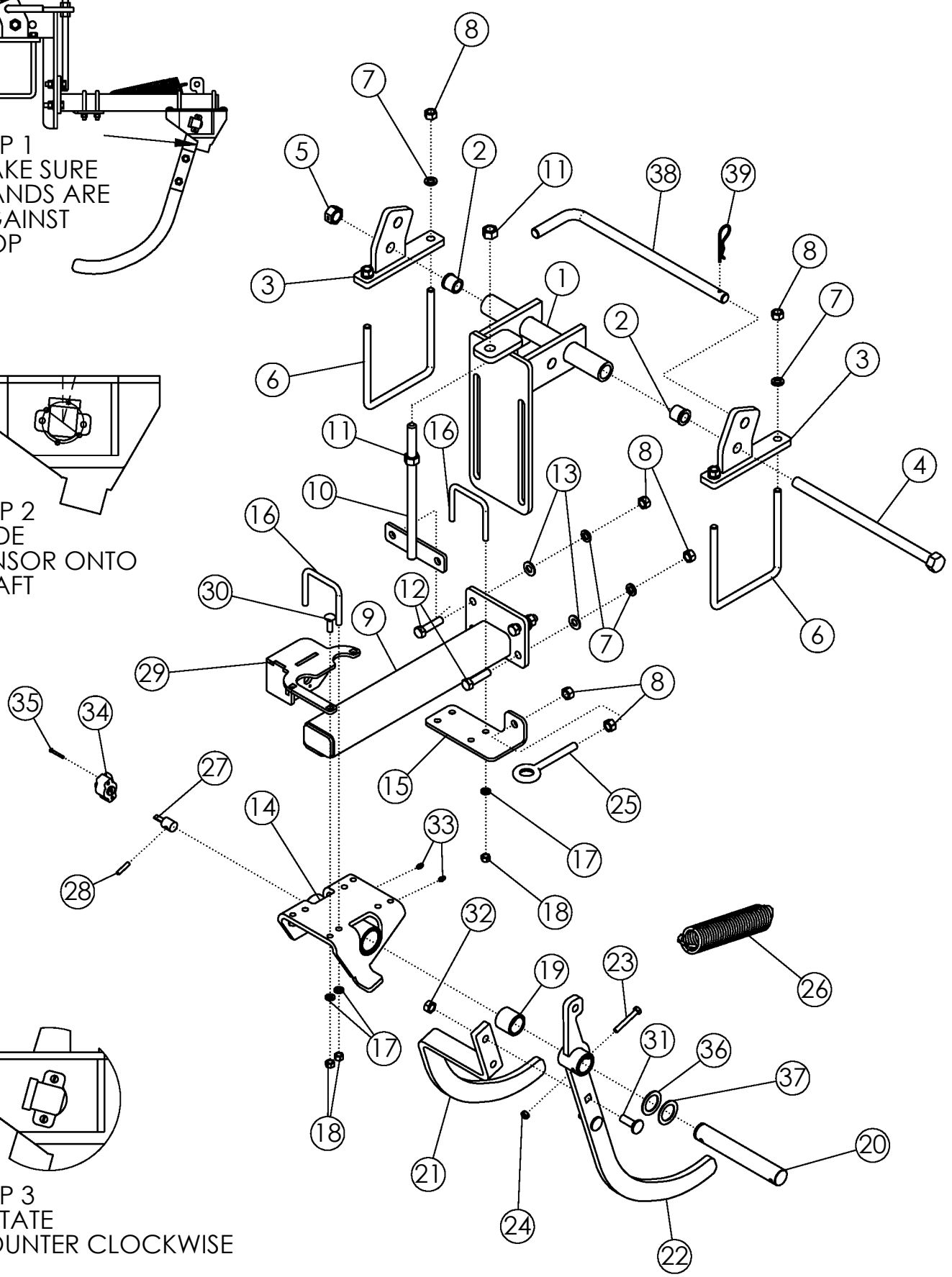


## KT- JOYSTICK WITH MOUNT #303448

ITEM	PART NO.	DESCRIPTION	QTY
1	301151	ASSY-JOYSTICK & ENCLOSURE	1
2	303451	PLATE-JOYSTICK MOUNT	1
3	1019992	SCREW P-H: #6 X 1.75 NC GR5 ZP	4
4	1040448	#6 NUT	12
5	1011600	BOLT-HEX: .38 X 1.00 NC GR5 ZP	2
6	1014608	WASHER-FLAT: SAE .38 ZP	1
7	1016999	NUT-TOPLOCK: .38 NC GR5 ZP	2
8	311514	PLATE-JOYSTICK LOGO	1
9	59882	RIVET-POP: .13 X.31 ZP	2

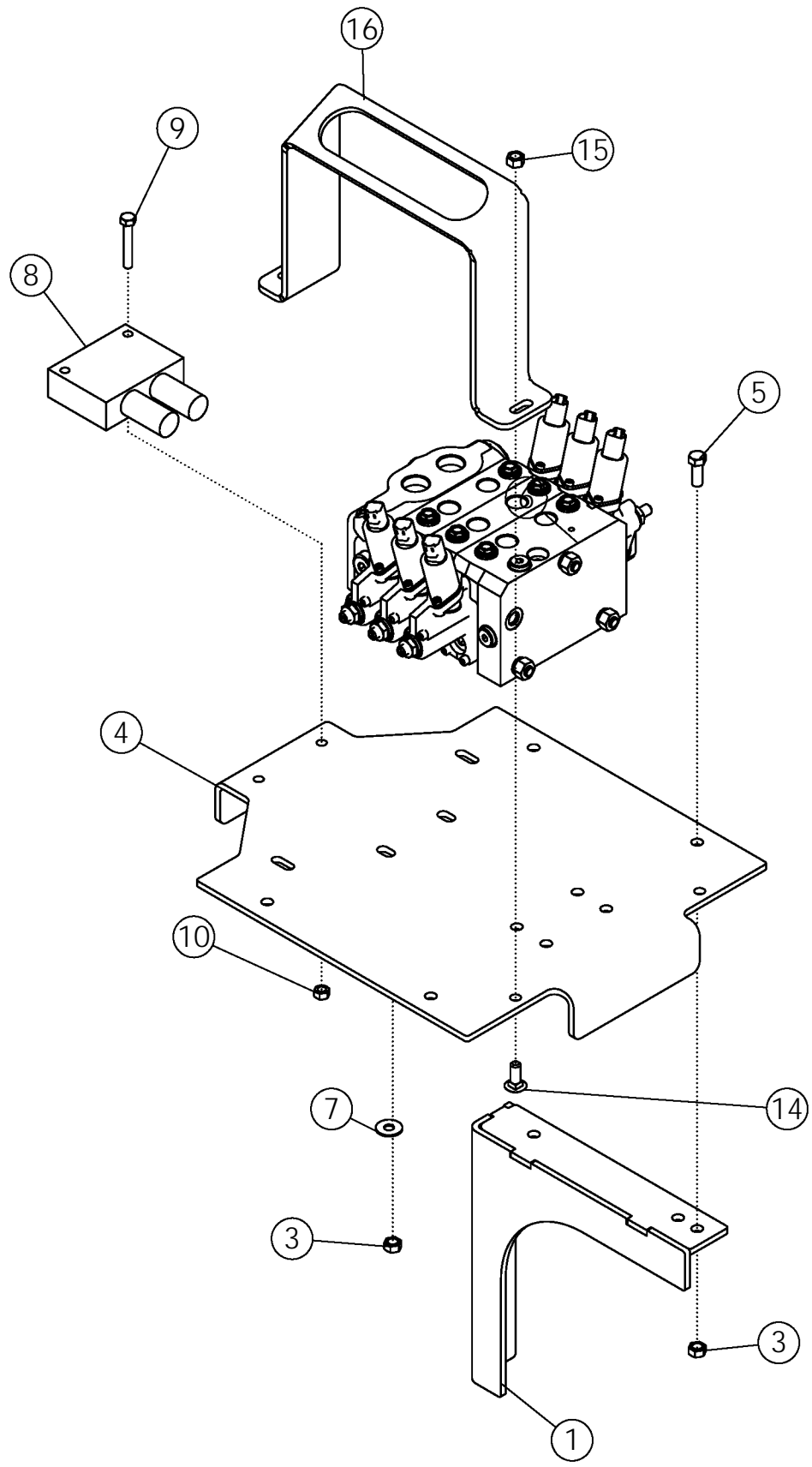


STEP 4  
INSTALL SCREWS  
AND TIGHTEN



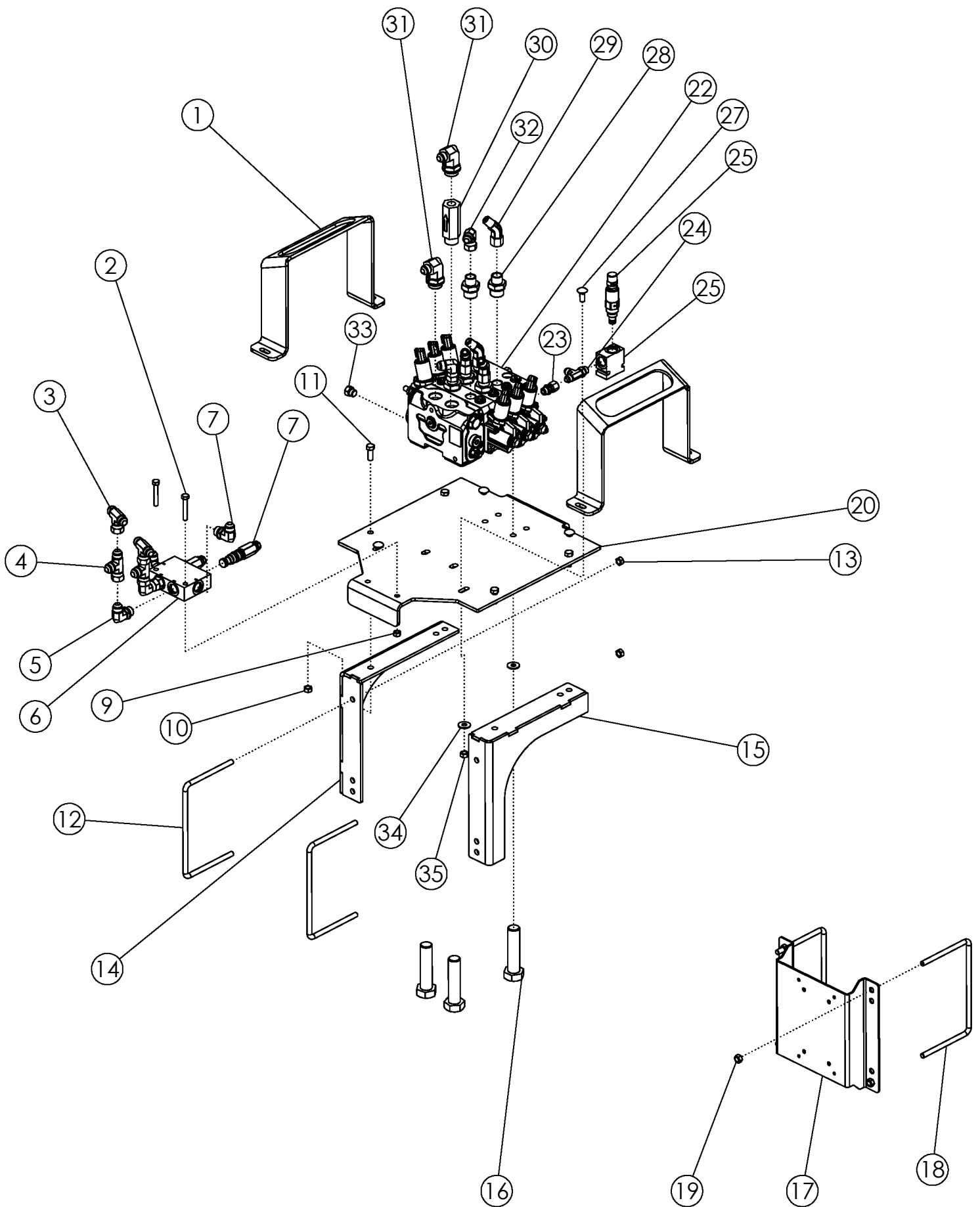
## ACTIVE DEPTH CONTROL WANDS

ITEM	PART NO.	DESCRIPTION	QTY
1	63661	WLDMT-MOUNTING BRACKET	1
2	52654	BUSHING-FLANGE	2
3	300214	WLDMT-MOUNTING SUPPORT ADC NARROW	2
4	63664	BOLT-HEX: .75 X 14.00 NC GR5 ZP	1
5	1013537	NUT-CENTERLOCK: .75 NC ZP	1
6	53984	U-BOLT 1/2 X 7 X 6 X 7	2
7	1011581	WASHER-LOCK: .50 ZP	8
8	1011577	NUT-HEX: .50 NC ZP	10
9	300216	WLDMT-ADC ARM 8R	1
	73474	WLDMT-ADC ARM 12R	
10	62882	WLDMT-TIGHTENER 11.125" ZP	1
11	1011578	NUT-HEX: .63 NC GR2 ZP	2
12	1011609	BOLT-HEX: .50 X 2.00 NC GR5 ZP	4
13	1011584	WASHER-FLAT: SAE .50 ZP	4
14	300218	WLDMT-ADC MAIN 8R/12R	1
15	73490	PLATE-ADC BOLT EYELET	1
16	73491	U-BOLT .375 X 3.00 X 3.063 X 3.000	4
17	1011586	WASHER-LOCK: .38 ZP	11
18	1011576	NUT-HEX: .38 NC GR2 ZP	11
19	56939	BUSHING-BRONZE	2
20	301244	SHAFT-ADC B 8R/12R	1
21	300228	PLATE-WAND SENSOR SIDE	1
22	73475	WLDMT-WAND SPRING SIDE	1
23	301258	BOLT-HEX: .31 X 2.25 NC GR8 ZP	1
24	1030700	NUT-TOPLOCK: .31 NC GR5 ZP	1
25	52306	BOLT-EYE	1
26	53159	SPRING	1
27	73487	SHAFT-ADC A ZP	1
28	73489	BAR-ADC PIN	1
29	300224	WLDMT-ADC SENSOR HOUSING 8R/12R	1
30	1016362	BOLT-CRG: .38 X 1.25 NC GR5 ZP	3
31	1011660	BOLT-CRG: .50 X 1.50 NC GR5 ZP	2
32	1027461	NUT-TOPLOCK: .50 NC GR5 ZP	2
33	1011748	ZERK-GREASE: .25UNF STRAIGHT	2
34	73492	SENSOR-ROTARY POSITION (JD: AH233087)	1
35	1011304	SCREW-MACHINE RND SLT #10-32 X 1.25	2
36	301058	SNAP-RING 1.250"	1
37	55206	BUSHING-MACH: 1.25 NR 14GA	1 OR 2
38	301267	ROD-WAND LOCK	1
39	1029164	PIN-HAIR: .19 X 3.00 ZP	1



## ADC HYDRAULIC COMPONENTS

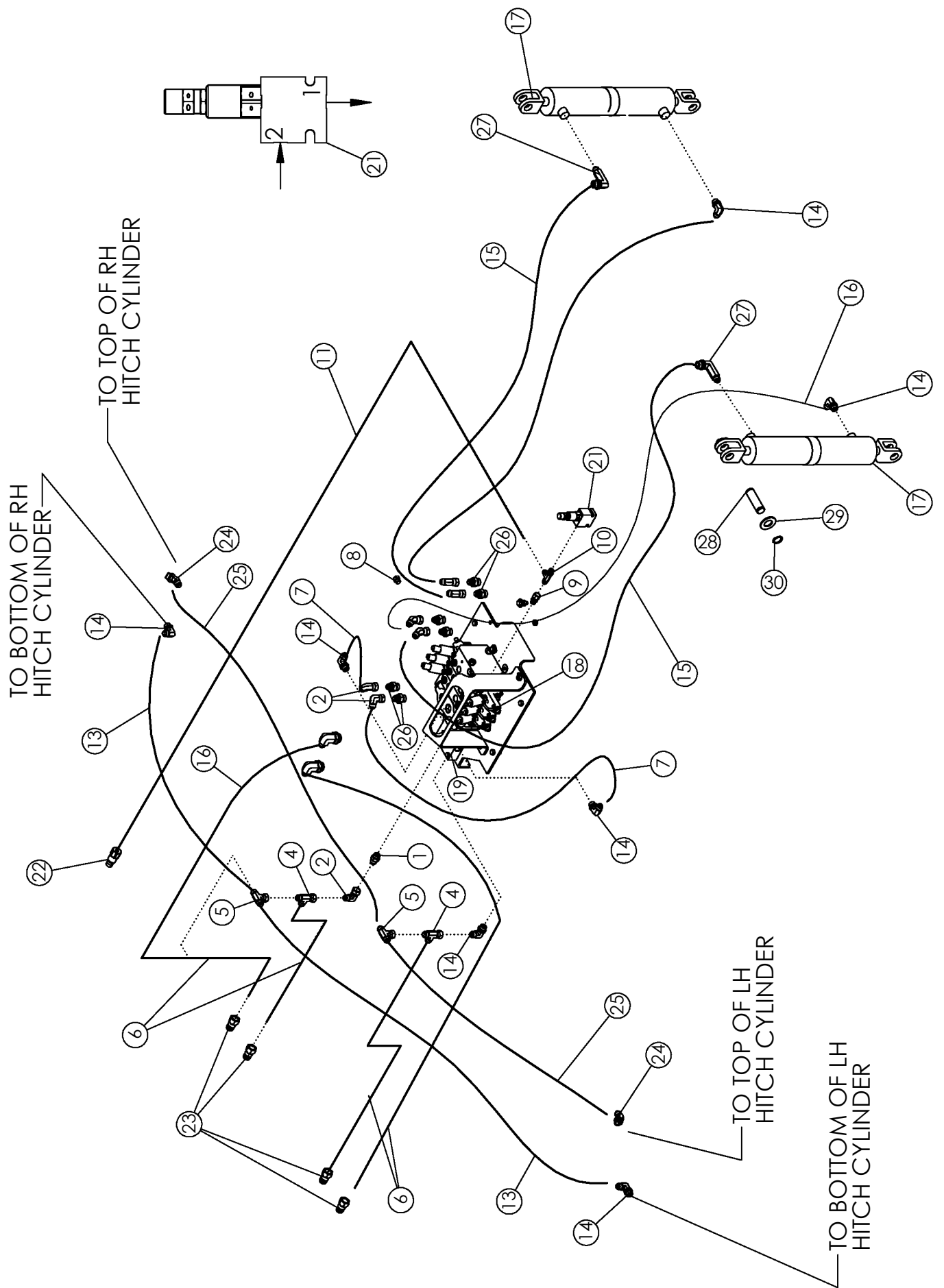
ITEM	PART NO.	DESCRIPTION	QTY
1	301042	WLDMT-SUPPORT VALVE	2
2	64244	U-BOLT: .375 X 5.13 X 8 X 5.13 (12R)	2
3	1016999	NUT-TOPLOCK: .38 NC GR5 ZP	12
4	302354	PLATE-MOUNT VALVES ADC	1
5	1011600	BOLT-HEX: .38 X 1.00 NC GR5 ZP	8
6	302261	VALVE-ADC 3 BANK	1
7	1011828	WASHER-FLAT .38 ZP	6
8	73426	VALVE-DUAL COUNTER BALANCE	1
	301854	CARTRIDGE-VALVE DUAL COUNTER BALANCE	2
9	1011285	BOLT-HEX: .31 X 2.00 NC	2
10	1030700	NUT-TOPLOCK: .31 NC GR5 ZP	2
11	301045	BAR-BOLTING (8R)	2
12	1021757	BOLT-HEX: .38 X 5.00 NC GR5 ZP (8R)	4
13	302430	SHIELD-ADC VALVE	2
14	59488	BOLT-CRG: .38 X 1.00 NC GR5 ZP	4
15	1011576	NUT-HEX: .38 NC GR2 ZP	4



## ADC HYDRAULIC COMMON

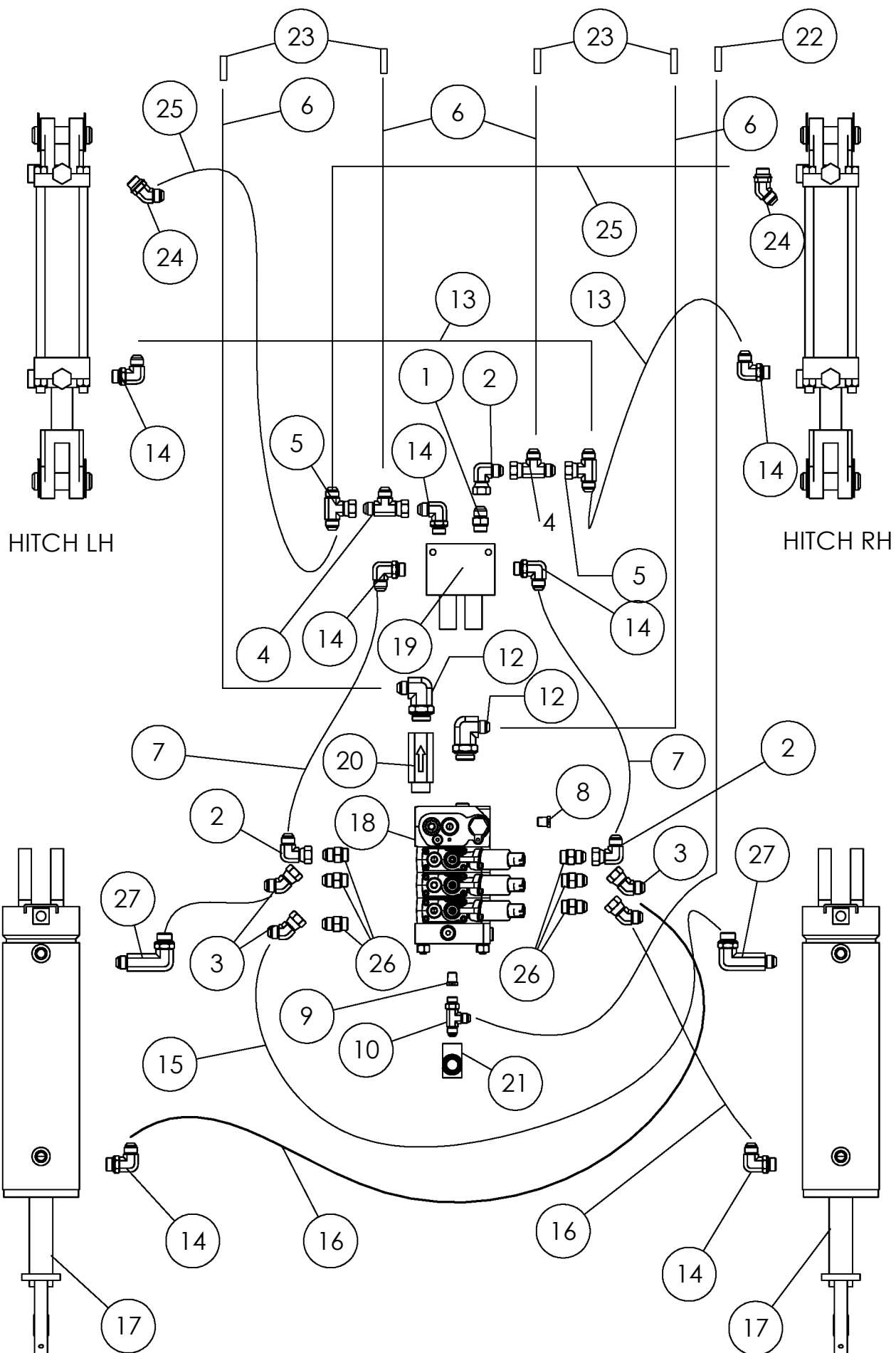
ITEM	PART NO.	DESCRIPTION	QTY
1	302430	SHIELD-ADC VALVE	2
2	1011285	BOLT-HEX: .31 X 2.00 NC GR5 ZP	2
3	66603	FTG-TEE: 8MJ-8MJ-8FJX	2
4	63015	FTG-TEE: 8MJ-8FJX-8MJ	2
5	58560	FTG-ELBOW: 8MB-8MJ-90	2
6	73426	VALVE-DUAL COUNTER BALANCE	1
7	58560	FTG-ELBOW: 8MB-8MJ-90	2
9	1030700	NUT-TOPLOCK: .31 NC GR5 ZP	2
10	1016999	NUT-TOPLOCK: .38 NC GR5 ZP	4
11	1011600	BOLT-HEX: .38 X 1.00 NC GR5 ZP	4
12	64244	U-BOLT: .375 X 5.13 X 8.00 X 5.13 ZP	2
13	1016999	NUT-TOPLOCK: .38 NC GR5 ZP	4
14	301044	PLATE-SUPPORT TOP 8R/12R	1
15	301043	PLATE-SUPPORT SIDE 8R	1
17	301046	PLATE-MNT CONTROL BOX ADC 8R/12R	1
18	64244	U-BOLT: .375 X 5.13 X 8.00 X 5.13 ZP	2
19	1016999	NUT-TOPLOCK: .38 NC GR5 ZP	4
20	302354	PLATE-ADC VALVE MOUNT (2018)	1
22	302261	VALVE-ADC 3 BANK (2018)	1
23	67008	FTG-ADAPTER: 6MB-6FJX	1
24	301033	FTG-TEE: 6MJ-6MB-6MJ	1
25	301018	VALVE-CASE DRAIN RELIEF (ADC)	1
27	59488	BOLT-CRG: .38 X 1.00 NC GR5 ZP	4
28	58195	FTG-ADAPTER: 10MB-8MJ	6
29	57663	FTG-ELBOW: 8MJ-8FJX-45	4
30	302262	VALVE-CHECK: 12MB - 12FB 5000 PSI	1
31	73494	FTG-ELBOW: 12MB-8MJ-90	2
32	57668	FTG-ELBOW: 8MJ-8FJX-90	2
33	63033	FTG-PLUG: 6MB	1
34	1011828	WASHER-FLAT: .38 ZP	4
35	1016999	NUT-TOPLOCK: .38 NC GR5 ZP	4
36	73421	CYLINDER-HYD 4 X 10-3000-0° ADC	2





## ACTIVE DEPTH CONTROL HYDRAULICS

ITEM	PART NO.	DESCRIPTION	QTY
1	56226	FTG-ADAPTER: 8MB-8MJ	1
2	57668	FTG-ELBOW: 8MJ-8FJX-90	6
3	57663	FTG-ELBOW: 8MJ-8FJX-45	4
4	63015	FTG-TEE: 8MJ-8FJX-8MJ	2
5	66603	FTG-TEE: 8MJ-8MJ-8FJX	2
6	37705	HOSE: .50 X 128 8MB-8FJX	4
7	64263	HOSE: .50 X 011 8JFX-8FJX	2
8	73593	FTG-PLUG: 4MB	1
9	67008	FTG-ADAPTER: 6MB-6FJX	1
10	301033	FTG-TEE: 6MJ-6MB-6MJ	1
11	301818	HOSE: .38 X 146 8MB-6FJX (8ROW)	1
	301648	HOSE: .38 X 160 8MB-6FJX (12ROW)	
12	65901	FTG-ELBOW: 10MB-8MJ90	1
13	35770	HOSE: .50 X 52 8FJX-8FJX	2
14	58560	FTG-ELBOW: 8MB-8MJ-90	7
15	73594	HOSE: .38 X 228 8FJX-8FJX (12R)	2
	301819	HOSE: .38 X 212 8FJX-8FJX (8R)	
16	69737	HOSE: .38 X 240 8JFX-8FJX (12R)	2
	301820	HOSE: .38 X 226 8FJX-8FJX (8R)	
17	73421	CYLINDER-HYD 4 X 10 10-3000-0° ADC	2
	73629	SEAL KIT-CYL 4 X 10 (73421)	
18	302261	VALVE-ADC 3 BANK (2018)	1
19	73426	VALVE-DUAL COUNTER BALANCE	1
20	301016	VALVE-CHECK: 10MB-10FB 5000 PSI	1
21	301018	VALVE-CASE DRAIN RELIEF	1
22	69119	FTG-CASE DRAIN 3/8 FLAT FACE	1
	36290	PIONEER TIP 8010-15P (#8 ORB)	
23	36290	PIONEER TIP 8010-15P (#8 ORB)	4
24	58515	FTG-ELBOW: 8MB-8MJ-45	2
25	1015221	HOSE: .50 X 040 8FJX-8FJX (12R)	2
	57676	HOSE: .50 X 31 8FJX-8FJX (8R)	
26	58195	FTG-ADAPTER: 10MB-8MJ	7
27	305402	FTG-ELBOW: 8MB-8MJ-90L	2
28	311191	PIN-CYLINDER 1.00 X 3.45 W/ GROOVE ZP	4
29	1016663	WASHER-FLAT: SAE 1.00 ZP	8
30	36430	RING-RETAINING 1.000 ZP	8



HITCH LH

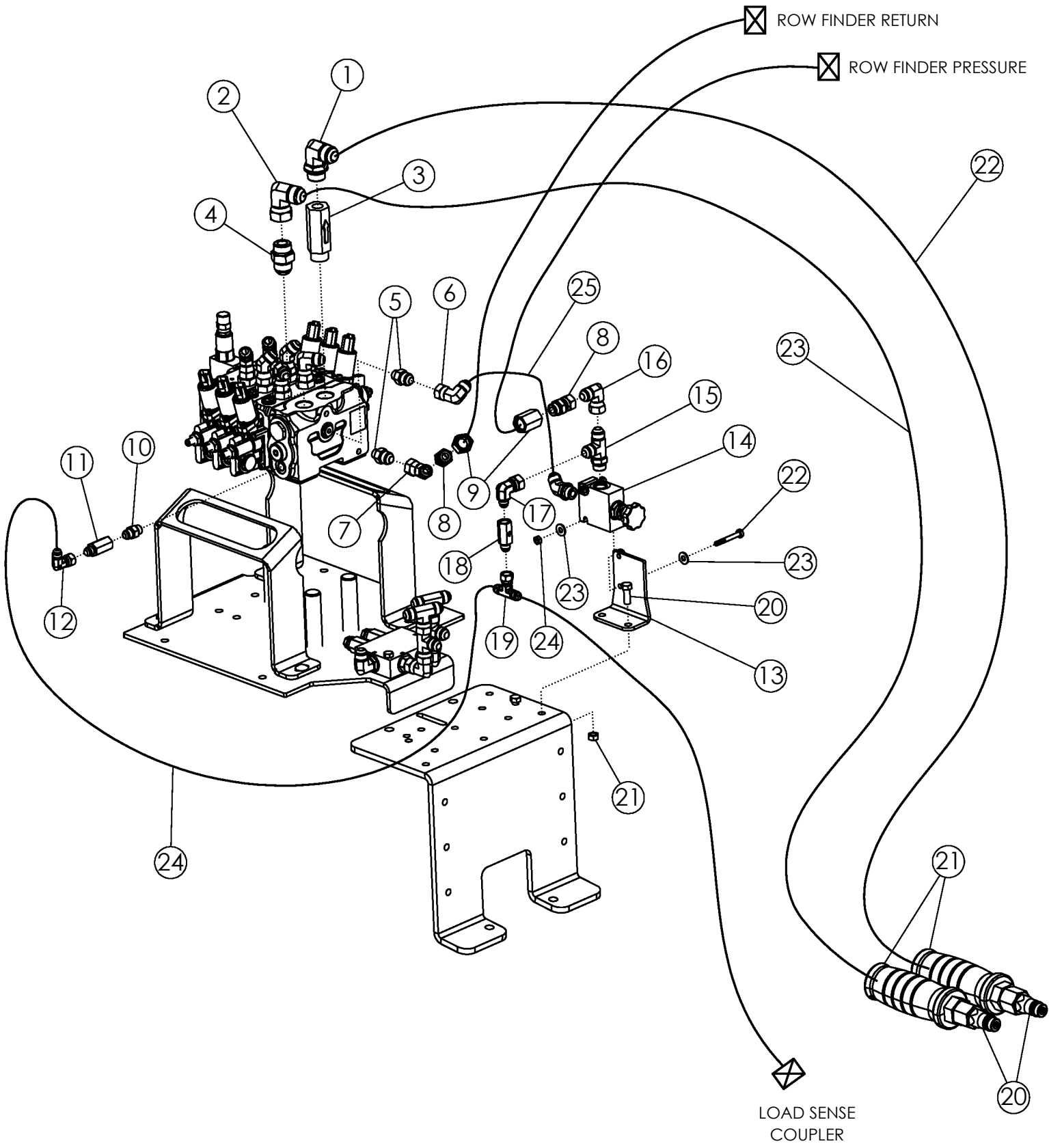
HITCH RH

REAR STRUT/AXLE LH  
M4321-E

REAR STRUT/AXLE RH

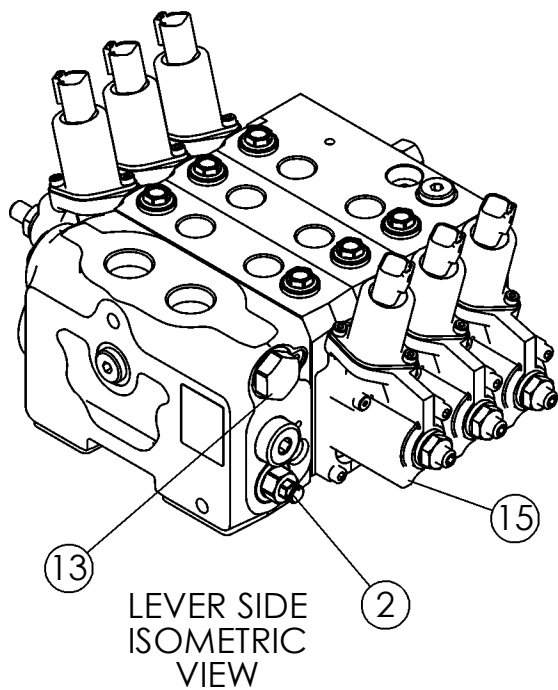
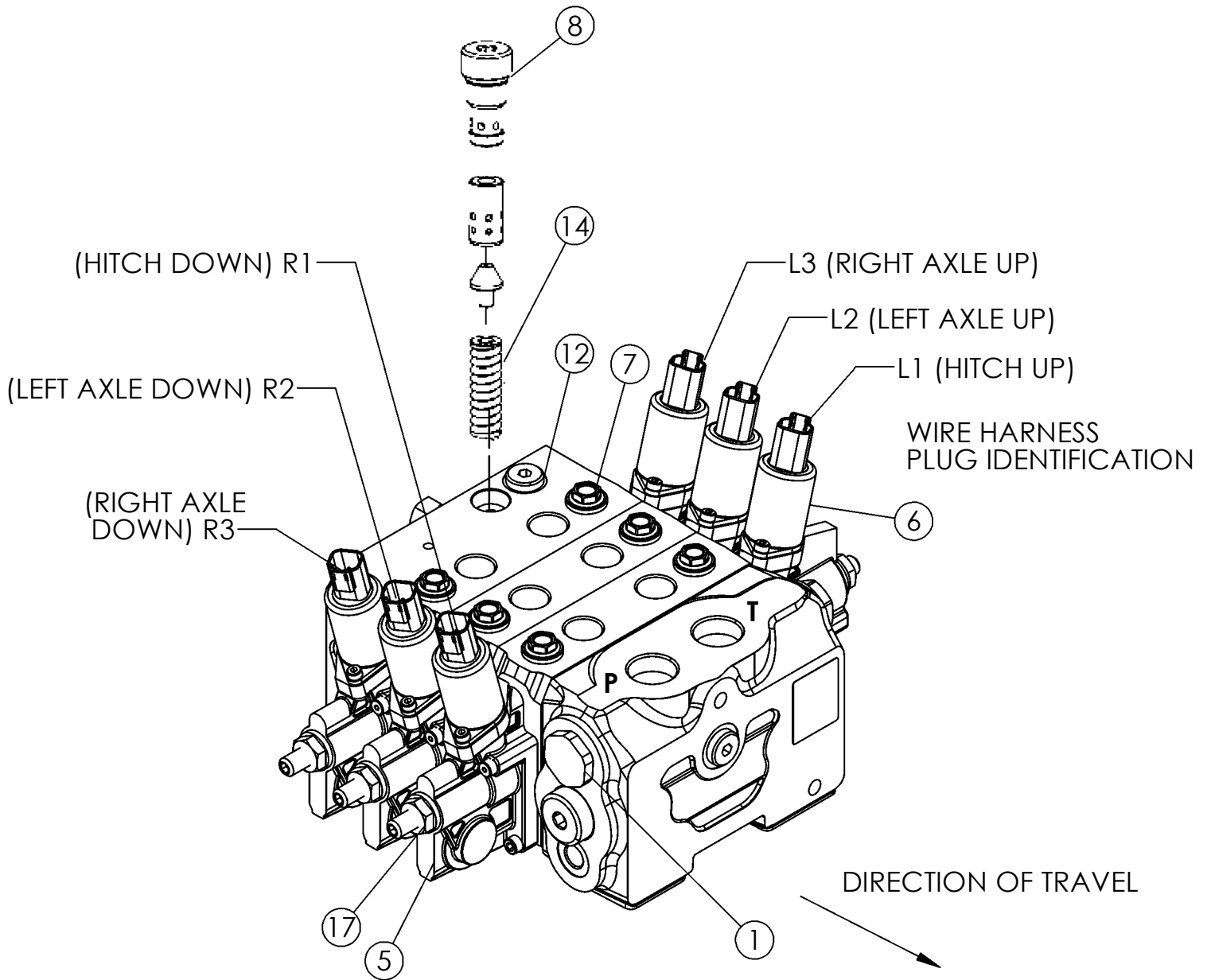
## ACTIVE DEPTH CONTROL HYDRAULICS

ITEM	PART NO.	DESCRIPTION	QTY
1	56226	FTG-ADAPTER: 8MB-8MJ	1
2	57668	FTG-ELBOW: 8MJ-8FJX-90	3
3	57663	FTG-ELBOW: 8MJ-8FJX-45	4
4	63015	FTG-TEE: 8MJ-8FJX-8MJ	2
5	66603	FTG-TEE: 8MJ-8MJ-8FJX	2
6	37705	HOSE: .50 X 128 8MB-8FJX	4
7	64263	HOSE: .50 X 011 8FJX-8FJX	2
8	73593	FTG-PLUG: 4MB	1
9	67008	FTG-ADAPTER: 6MB-6FJX	1
10	301033	FTG-TEE: 6MJ-6MB-6MJ	1
11	301818	HOSE: .38 X 146 8MB-6FJX (8ROW)	1
	301648	HOSE: .38 X 160 8MB-6FJX (12ROW)	
12	73494	FTG-ELBOW: 12MB-8MJ-90	2
13	35770	HOSE: .50 X 52 8FJX-8FJX	2
14	58560	FTG-ELBOW: 8MB-8MJ-90	7
15	73594	HOSE: .38 X 228 8FJX-8FJX (12R)	2
	301819	HOSE: .38 X 212 8FJX-8FJX (8R)	
16	69737	HOSE: .38 X 240 8FJX-8FJX (12R)	2
	301820	HOSE: .38 X 226 8FJX-8FJX (8R)	
17	73421	CYLINDER-HYD 4 X 10 10-3000-0° ADC	2
	73629	SEAL KIT-CYL 4 X 10 (73421)	
18	302261	VALVE-MODULATED 3-BANK	1
19	73426	VALVE-DUAL COUNTER BALANCE	1
20	302262	VALVE-CHECK: 12MB-12FB 5000 PSI	1
21	301018	VALVE-CASE DRAIN RELIEF	1
22	69119	FTG-CASE DRAIN 3/8 FLAT FACE	1
23	36290	PIONEER TIP 8010-15P (#8 ORB)	4
24	58515	FTG-ELBOW: 8MB-8MJ-45	2
25	1015221	HOSE: .50 X 040 8FJX-8FJX (12R)	2
	57676	HOSE: .50 X 31 8FJX-8FJX (8R)	
26	58195	FTG-ADAPTER: 10MB-8MJ	7
27	305402	FTG-ELBOW: 8MB-8MJ-90L	2



## KT-ADC ROW FINDER POWER BEYOND #303592 (OPTION)

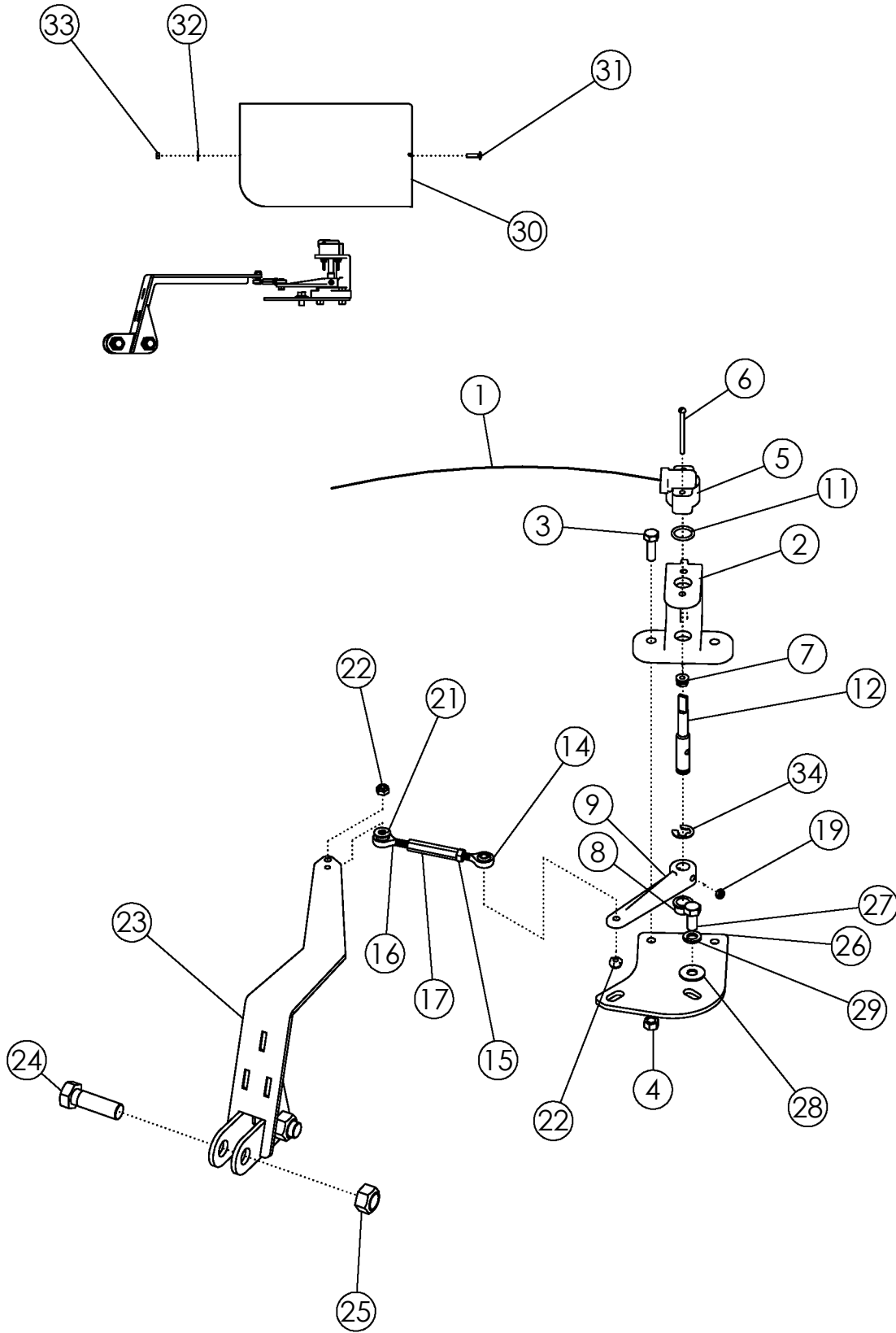
ITEM	PART NO.	DESCRIPTION	QTY
1	64060	FTG-ELBOW: 12MB-12MJ-90	1
2	59041	FTG-ELBOW: 12MJ-12FJX-90	1
3	302262	VALVE-CHECK: 12MB - 12FB 5000 PSI	1
4	65918	FTG-ADAPTER: 12MB-12MJ	1
5	62024	FTG-ADAPTER: 6MB-8MJ	2
6	57668	FTG-ELBOW: 8MJ-8FJX-90	1
7	57663	FTG-ELBOW: 8MJ-8FJX-45	1
8	56941	FTG-ADAPTER: 8MB-8FJX	2
9	330125	FTG-ADAPTER: 8FB-8FB	2
10	37259	FTG-ADAPTER: 6MB-6MJ	1
11	303593	VALVE-CHECK: 6FJX-6MJ	1
12	57897	FTG-ELBOW: 6MJ-6FJX-90	1
13	303603	PLATE-FLOW CONTROL VALVE MOUNT	1
14	303594	VALVE-FLOW CONTROL 0-9 GPM PRESSURE COM.	1
15	63016	FTG-TEE: 8MB-8MJ-8MJ	1
16	57668	FTG-ELBOW: 8MJ-8FJX-90	1
17	303599	FTG-ELBOW: 6MJ-8FJX-90	1
18	303593	VALVE-CHECK: 6FJX-6MJ	1
19	303595	FTG-TEE: 6MJ-6MJ-6FJX	1
20	36291	PIONEER TIP 8010-16P (#10 ORB)	2
21	303600	HYD LABEL: .75 YELLOW/RED SET	1
22	303602	HOSE: .75 X 128 12FJX-12MB	1
23	303604	HOSE: .38 X 124 6FJX-6MB	1
24	63897	HOSE: .38 X 032 6FJX-6FJX	1
25	305675	HOSE: .50 X 017 8FJX-8FJX	1



<b>VALVE-ADC 3 BANK #302261</b>			
<b>ITEM</b>	<b>PART NO.</b>	<b>DESCRIPTION</b>	<b>QTY</b>
1	303014	PLUG ASSY ADC 3-BANK VALVE	1
2	303015	LS RELIEF VALVE 255-350 BAR	
3	303016	H-SPOOL 65L	1
4	303017	D-SPOOL 15L	2
5	303018	EH ACTUATION WITH STROKE LIMITER-SPRING SIDE	6
6	303019	THOMAS MAGNETTE DEUTSCH CONNECTOR 12 V D	6
7	303020	PLUG ASSY	1
8	303021	PLUG S/A, PR. REDUCING VALVE (SPOOL END)	1
9	303022	KT-SEAL FOR BTWN INLET SECTION,(NOT SHOWN)	4
10	303023	KT-SEAL ELEC PROPRTNL END CAP (SPRING SIDE)	
11	303024	KT-SEAL ELEC PROPRTNL END CAP (LEVER SIDE)	
12	303025	SET SCREW FOR ADC VALVE	1
13	303026	LS DUMP VALVE PLUG ASSEMBLY	
14	303027	SPRING, PR. REDUCING VALVE	
15	303028	EH ACTUATION ASSEMBLY WITH STROKE LIMITER	
16	303029	COMP SECTION PLUG S/A	
17	303030	STROKE LIMITER SEAL NUT	

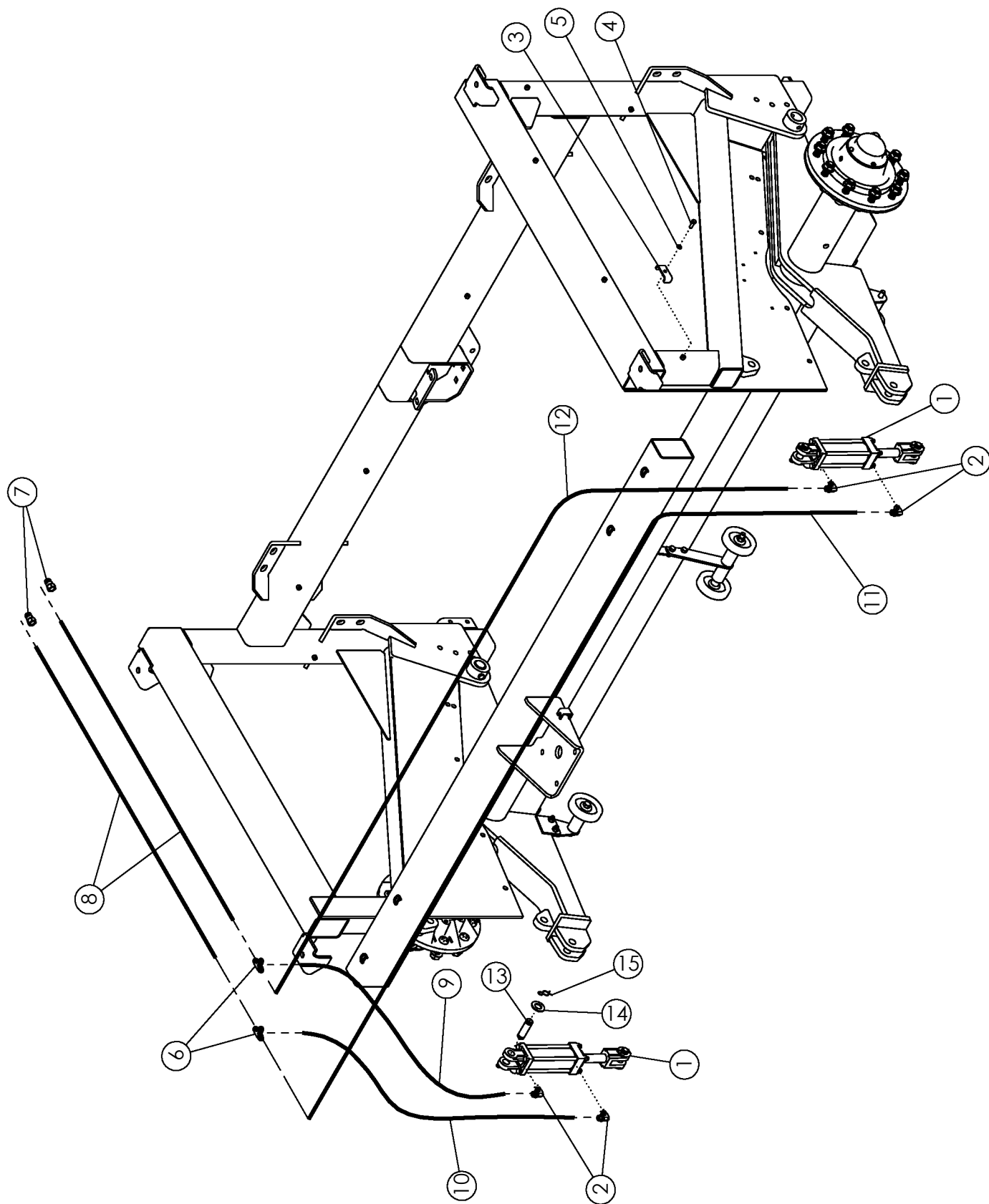
\*NOTE: VALVE COMES STANDARD WITH CLOSED CENTER PLUG





## KIT-JD TOUCHSET 2720 STEERING

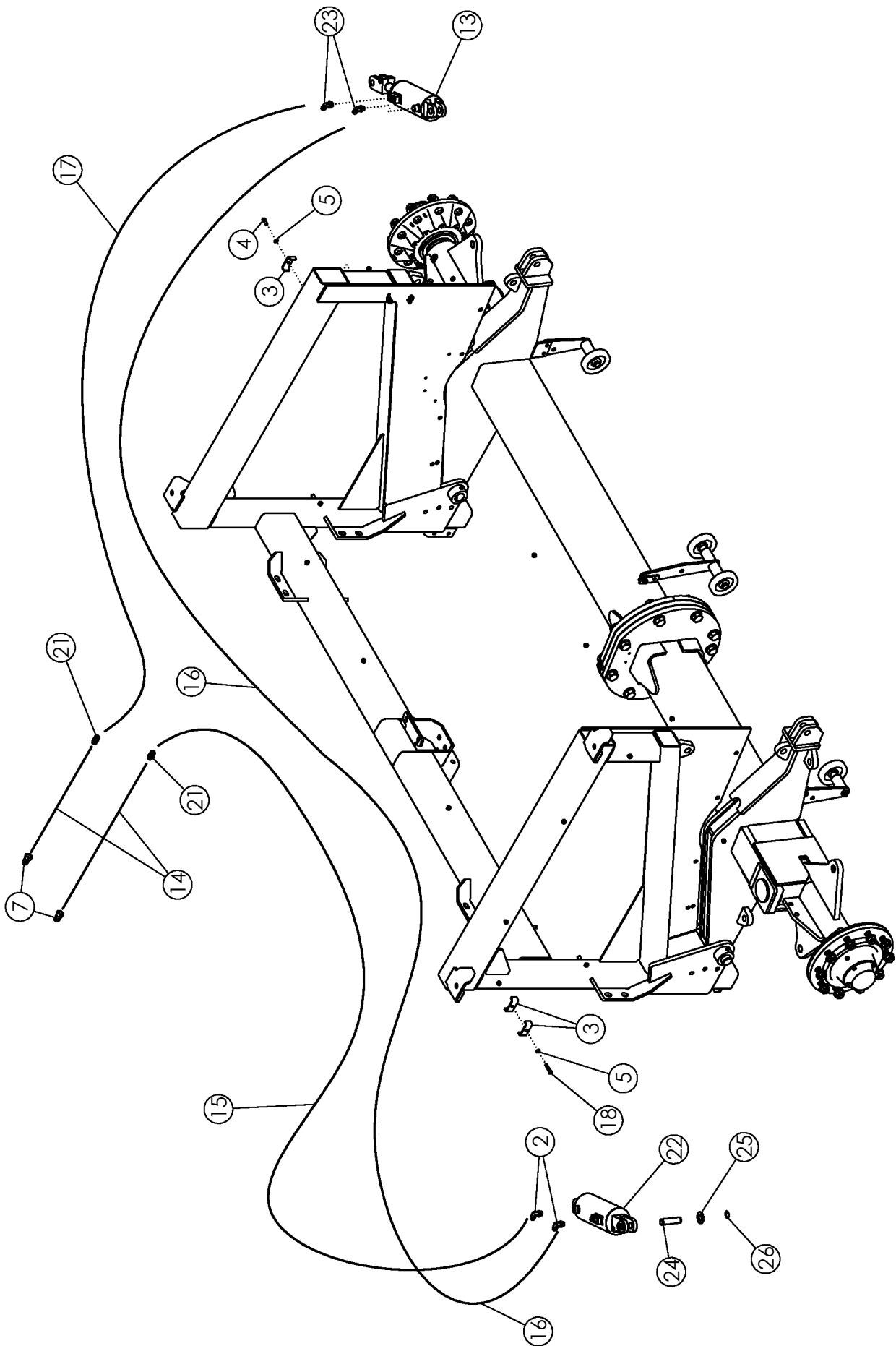
ITEM	PART NO.	DESCRIPTION	QTY
1	302984	HARNESS-JD TOUCHSET 2720	1
2	306821	SENSOR BRACKET-DLS	1
3	1011598	BOLT-HEX: .31 X 1.00 NC GR5 ZP	2
4	1030700	NUT-TOPLOCK: .31 NC GR5 ZP	2
5	73492	SENSOR-ROTARY POSITION	1
6	306836	SCREW-MACH RND: #10-24 X 2.0"	2
7	1026591	NUT-K-LOCK: #10-24 NC GR2 ZP	2
8	306822	GROMMET-DLS SHAFT	1
9	306823	LEVER-DLS	1
10	306825	SUPPORT-DLS SHAFT (NOT SHOWN)	1
11	306826	O-RING	1
12	306827	SHAFT-DLS ZP	1
14	306828	BALL JOINT ROD END, 1/4"-28, RH	1
15	1011579	NUT-HEX: .25 NF GR2 ZP	1
16	306826	BALL JOINT ROD END, 1/4"-28, LH	1
17	306830	TURNBUCKLE, 1/4"-28	1
18	306831	BOLT-SHLDER:C54 3/16" X 1.0" SHLD LG #8-32	1
19	62617	NUT-NYLOCK: #8-32 GR2 ZP	1
20	306832	BOLT-SHLDER:C54 1/4" X 1/2" SHLD LG #10-24	2
21	65695	WASHER-FLAT: .25 SS	1
22	67079	NUT-NYLOCK: #10-24 GR2 ZP	2
23	73438	WLDMT-INDICATOR TRUNNION MOUNT	1
24	1011623	BOLT-HEX: .63 X 2.00 NC GR5 ZP	2
25	1016595	NUT-TOPLOCK: .63 NC GR5 ZP	2
26	302986	PLATE-TOUCHSET MOUNT	1
27	1011599	BOLT-HEX: .38 X .75 NC GR5 ZP	1
28	1011828	WASHER-FLAT .38 ZP	1
29	1011586	WASHER-LOCK: .38 ZP	2
30	303416	PLATE-TOUCH SET SHIELD	1
31	1017254	BOLT-CRG: .25 X 1.00 NC GR5 ZP	4
32	1020416	WASHER-FLAT: .25 ZP	4
33	1030946	NUT-TOPLOCK: .25 NC GR5 ZP	4
34	306895	SNAP-RING: FOR 1/2" OD - 0.46 ID X .035"	1



## AXLE HYDRAULICS

ITEM	PART NO.	DESCRIPTION	QTY
1	72950	CYLINDER-HYDRAULIC 4 X 10-3000-90°	2
	301315	SEAL KIT FOR 72950 UNIVERSAL	
2	58560	FTG-ELBOW: 8MB-8MJ-90	4
3	50714	CLAMP .50 ZP	25
4	1011600	BOLT-HEX: .38 X 1.00 NC GR5 ZP	25
5	1011586	WASHER-LOCK: .38 ZP	25
6	57667	FTG-TEE: 8MJ-8MJ-8MJ	2
7	36290	PIONEER TIP 8010-15P (#8 ORB)	2
8	300047	HOSE: .38 X 348 8MB-8FJX	2
9	72476	HOSE: .38 X 25 8FJX-8FJX	1
10	72909	HOSE: .38 X 38 8FJX-8FJX	1
11	72480	HOSE: .38 X 177 8FJX-8FJX	1
12	72479	HOSE: .38 X 164 8FJX-8FJX	1
13	320136	PIN-1.000 X 3.375 HRD W/GROOVE ZP	4
14	1016663	WASHER-FLAT: SAE 1.00 ZP	8
15	36430	RING-RETAINING 1.000 ZP	8
	52320*	CYLINDER STOP A-KIT (NOT SHOWN)	2
	54004*	CYLINDER STOP 1-1/2 (NOT SHOWN)	6

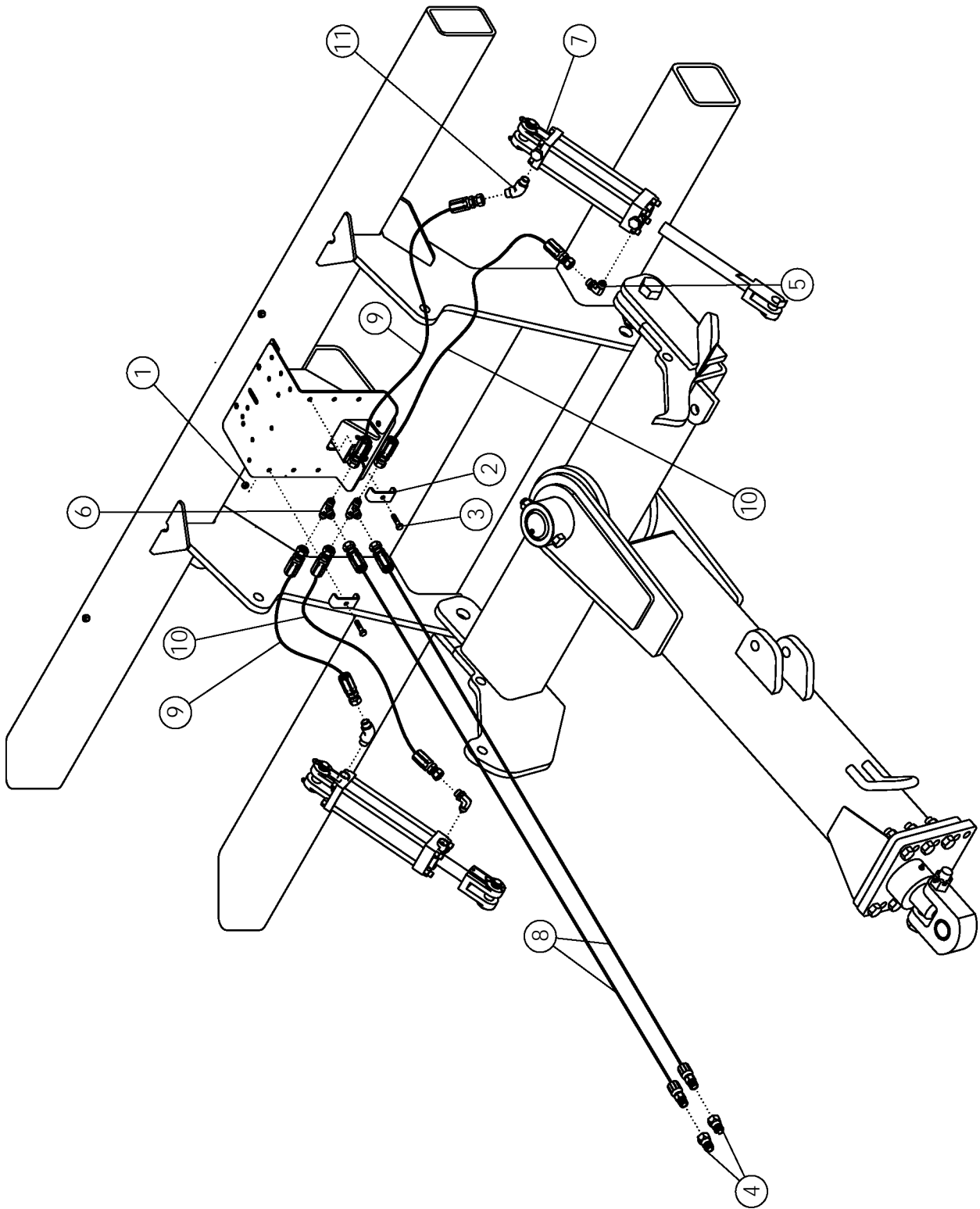
\* USE AS REQUIRED TO LEVEL HARVESTER



## STEERABLE STRUT HYDRAULICS

ITEM	PART NO.	DESCRIPTION	QTY
3	50714	CLAMP .50 ZP	39
4	1011600	BOLT-HEX: .38 X 1.00 NC GR5 ZP	25
5	1011586	WASHER-LOCK: .38 ZP	32
7	36290	PIONEER TIP 8010-15P (#8 ORB)	2
13	301340	CYLINDER-HYD: 4" X 6" RPHS 3000 (RH REAR)	1
	301367	SEAL KT-CYL: 4 X 6 3000PSI #301340	
	303543	CLEMS KT-CYL 4 X 6, 4.25 X 6 REPHASE	
14	301848	HOSE: .38 X 300 8FJX-8MB	2
15	68247	HOSE: .38 X 60 8FJX-8FJX	1
16	72477	HOSE: .38 X 220 8FJX-8FJX	1
17	64104	HOSE: .38 X 198 8FJX-8FJX	1
18	1011603	BOLT-HEX: .38 X 1.75 NC GR5 ZP	7
19	52320*	CYLINDER STOP A-KIT (NOT SHOWN)	2
20	54004*	CYLINDER STOP 1-1/2 (NOT SHOWN)	10
21	58194	FTG-ADAPTER: 8MJ-8MJ	2
22	301365	CYLINDER-HYD: 4.25 X 6" RPHS 3000 (LH FRONT)	1
	301368	SEAL KT-CYL: 4.25 X 6 3000PSI #301365	
	303543	CLEMS KT-CYL 4 X 6, 4.25 X 6 REPHASE	
23	58515	FTG-ELBOW: 8MB-8MJ-45	2
24	320136	PIN-1.000 X 3.375 HRD W/GROOVE ZP	4
25	1016663	WASHER-FLAT: SAE 1.00 ZP	8
26	36430	RING-RETAINING 1.000 ZP	8

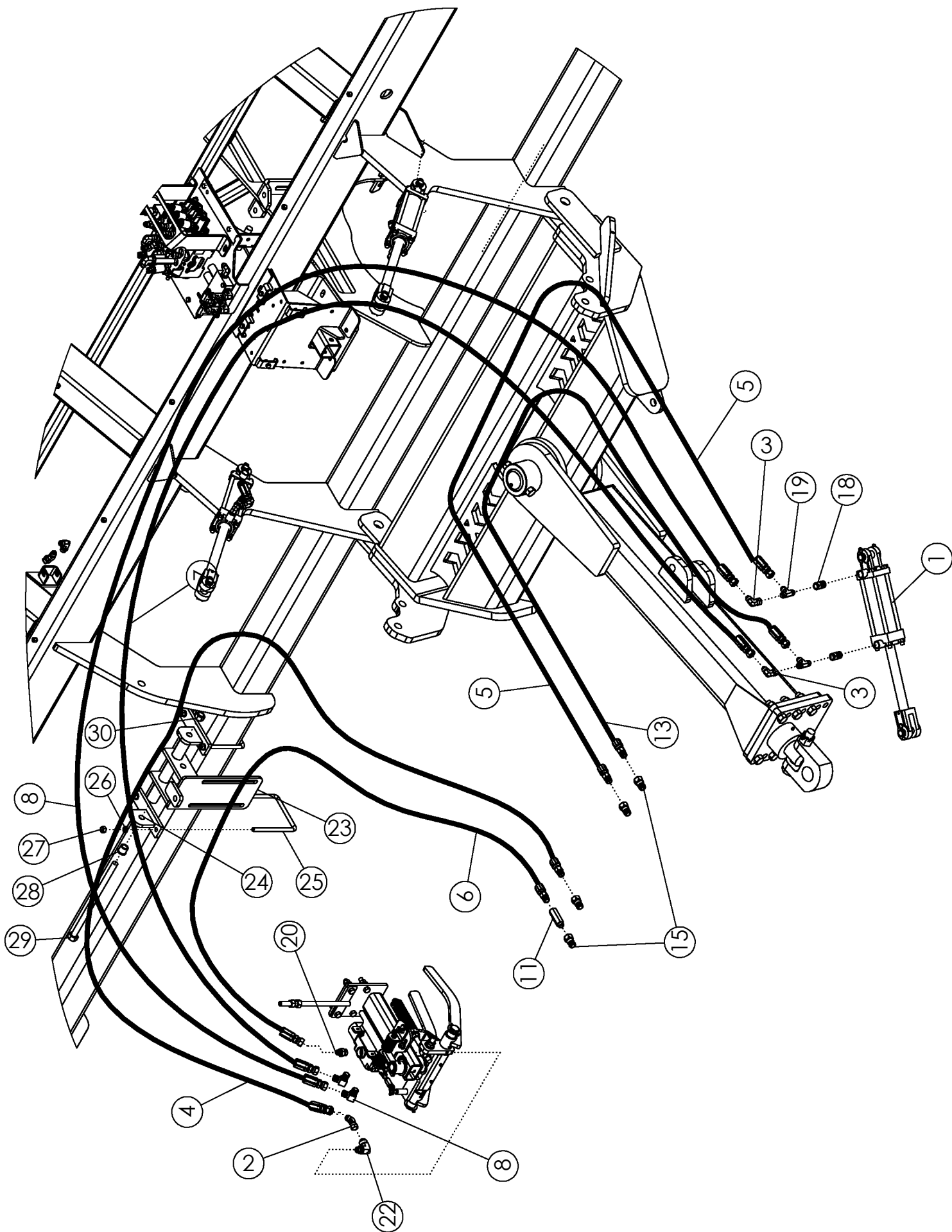
\* USE AS REQUIRED TO LEVEL HARVESTER



## HITCH HYDRAULICS

ITEM	PART NO.	DESCRIPTION	QTY
1	1016999	NUT-TOPLOCK: .38 NC GR5 ZP	6
2	50714	CLAMP .50 ZP	6
3	1011602	BOLT-HEX: .38 X 1.50 NC GR5 ZP	6
4	36290	PIONEER TIP 8010-15P (#8 ORB)	2
5	58560	FTG-ELBOW: 8MB-8MJ-90	2
6	57667	FTG-TEE: 8MJ-8MJ-8MJ	4
7	62082	CYLINDER-HYDRAULIC 4 X 10" 3000	2
	301315	SEAL KIT FOR 62082 UNIVERSAL	
8	37705	HOSE: .50 X 128 8FJX-8MB	2
9	57676	HOSE: .50 X 031 8FJX-8FJX (6R/8R)	2
	1015221	HOSE: .50 X 040 8FJX-8FJX(12R)	
10	301105	HOSE: .50 X 043 8FJX-8FJX (6R/8R)	2
	35770	HOSE: .50 X 052 8FJX-8FJX (12R)	
11	58515	FTG-ELBOW: 8MB-8MJ-45	2

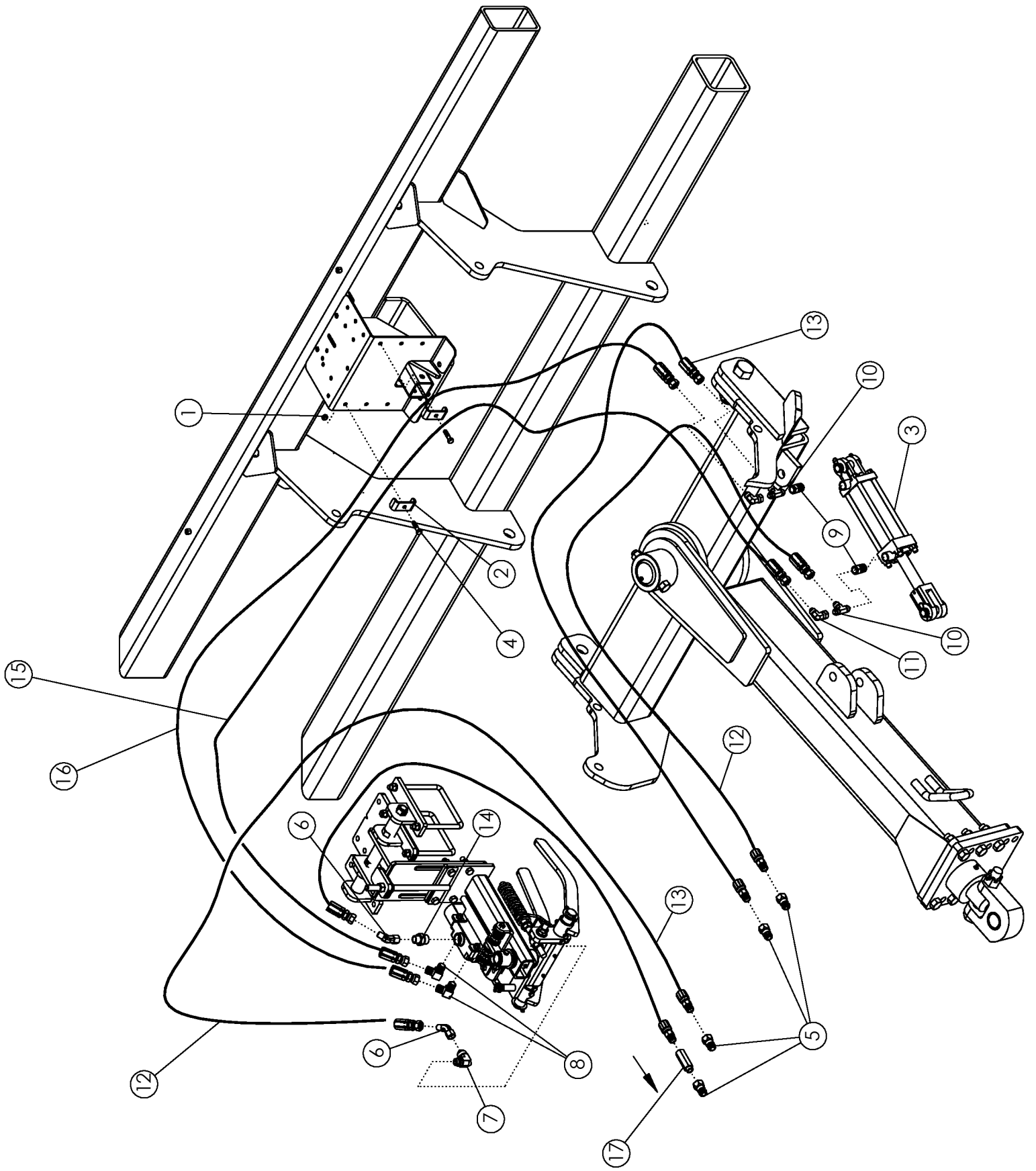




<b>FRAME MOUNTED ROW FINDER HYDRAULICS</b>			
<b>ITEM</b>	<b>PART NO.</b>	<b>DESCRIPTION</b>	<b>QTY</b>
1	58891	CYLINDER-HYDRAULIC 4 X 8" 3000	1
	301315	SEAL KIT UNIVERSAL	
2	57663	FTG-ELBOW: 8MJ-8FJX-45	1
3	57668	FTG-ELBOW: 8MJ-8FJX 90	2
4	301642	HOSE: .50 X 322 8MB-8FJX	1
5	301645	HOSE: .50 X 215 8MB-8FJX	1
6	301641	HOSE: .50 X 314 8MB-8FJX	1
7	301644	HOSE: .50 X 295 8FJX-8FJX	1
8	301643	HOSE: .50 X 286 8FJX-8FJX	1
9	301647	HOSE: .50 X 143 8MB-8FJX	2
10	1015221	HOSE: .50 X 040 8FJX-8FJX(12R)	2
11	300070	CHECK VALVE 8MB-8FB FLOW F-->M (FC-08R)	1
12	1018115	HOSE: .50 X 030 8FJX-8FJX (12R)	2
13	301646	HOSE: .50 X 223 8MB-8FJX	1
14	301648*	HOSE: .38 X 160 8MB-6FJX (NOT SHOWN)	1
15	36290	PIONEER TIP 8010-15P (#8 ORB)	4
16	58195	FTG-ADAPTER: 10MB-8MJ	1
17	65901	FTG-ELBOW: 10MB-8MJ-90	1
18	56941	FTG-ADAPTER: 8MB-8FJX	2
19	57667	FTG-TEE: 8MJ-8MJ-8MJ	2
20	58195	FTG-ADAPTER: 10MB-8MJ	1
21	58560	FTG-ELBOW: 8MB-8MJ-90	2
22	57664	FTG-ELBOW: 12MP-8MJ-90	1
23	63661	WLDMT-MOUNTING BRACKET	1
24	63662	WLDMT-MOUNTING SUPPORT	2
25	53984	U-BOLT: .500 X 7.00 X 6.00 X 7.00	2
26	1011581	WASHER-LOCK: .50 ZP	4
27	1011577	NUT-HEX: .50 NC GR2 ZP	4
28	52654	1050187 BUSHING	2
29	63664	BOLT-HEX: .75 X14.00 NC GR5 ZP	1
30	1017000	NUT-TOPLOCK: .75 NC GR5 ZP	1

\*USED WITH ADC VALVE CONTROL BOX

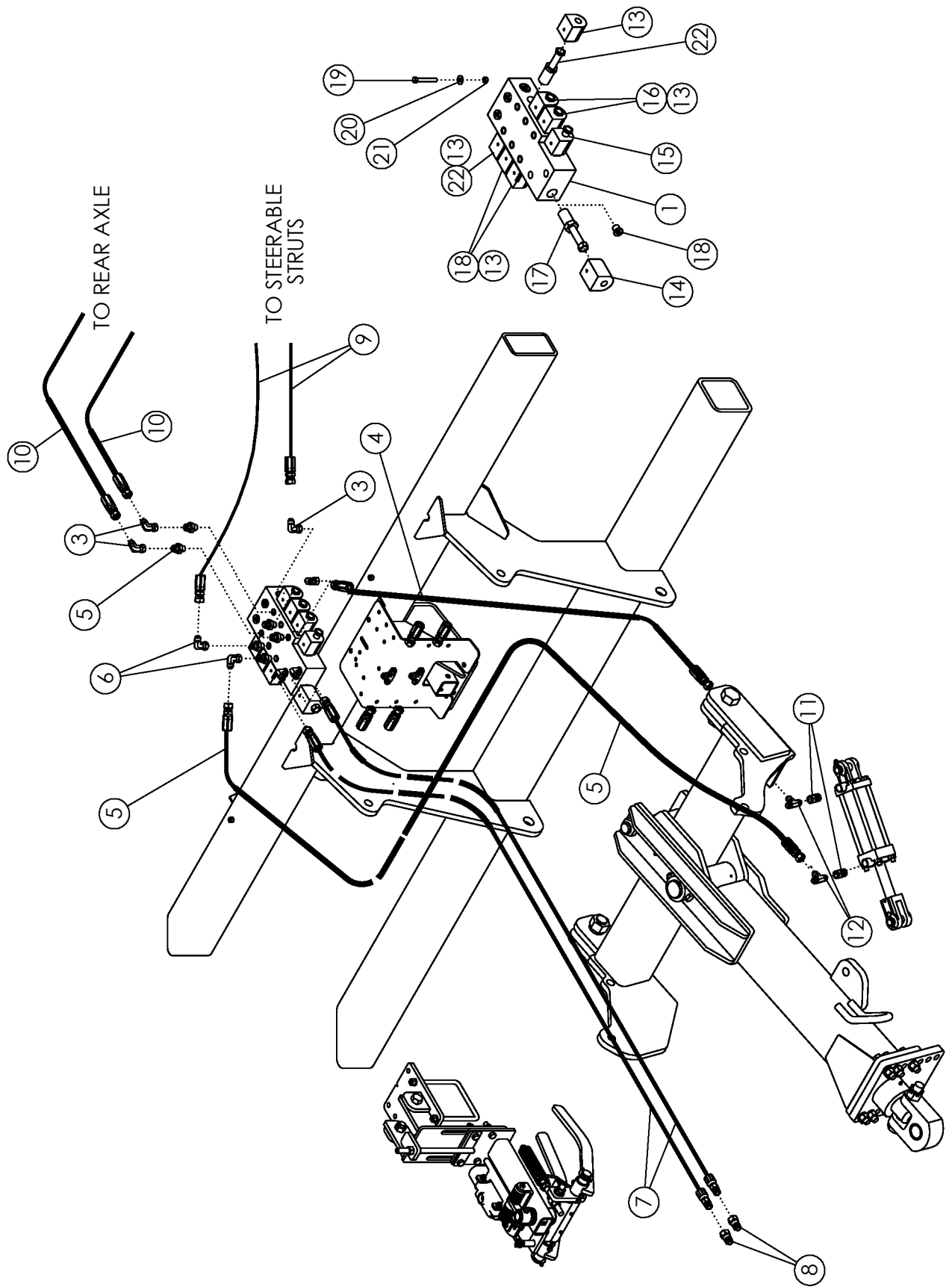
**\*\*IMPORTANT\*\* ITEM 11 (PN: 300070-CHECK VALVE) MUST BE INSTALLED AS SHOWN PER THE DIAGRAM, TO PREVENT PREMATURE ROWFINDER VALVE FAILURE.**



## HITCH MOUNTED ROW FINDER HYDRAULICS

ITEM	PART NO.	DESCRIPTION	QTY
1	1016999	NUT-TOPLOCK: .38 NC GR5 ZP	6
2	50714	CLAMP .50 ZP	6
3	58891	CYLINDER-HYDRAULIC 4 X 8" 3000	1
	301315	SEAL KIT FOR 58991 UNIVERSAL	
4	1011602	BOLT-HEX: .38 X 1.50 NC GR5 ZP	6
5	36290	PIONEER TIP 8010-15P (#8 ORB)	6
6	57663	FTG-ELBOW: 8MJ-8FJX-45	1
7	65901	FTG-ELBOW: 10MB-8MJ-90	2
8	58560	FTG-ELBOW: 8MB-8MJ-90	4
9	56941	FTG-ADAPTER: 8MB-8FJX	2
10	57667	FTG-TEE: 8MJ-8MJ-8MJ	4
11	57668	FTG-ELBOW: 8MJ-8FJX 90	2
12	300039	HOSE: .50 X 184 8MB-8FJX	2
13	66200	HOSE: .50 X 188 8MB-8FJX	2
14	58195	FTG-ADAPTER: 10MB-8MJ	1
15	57672	HOSE: .50 X 098 8FJX-8FJX	1
16	57673	HOSE: .50 X 096 8FJX-8FJX	1
17	300070	CHECK VALVE 8MB-8FB FLOW F-->M (FC-08R)	1

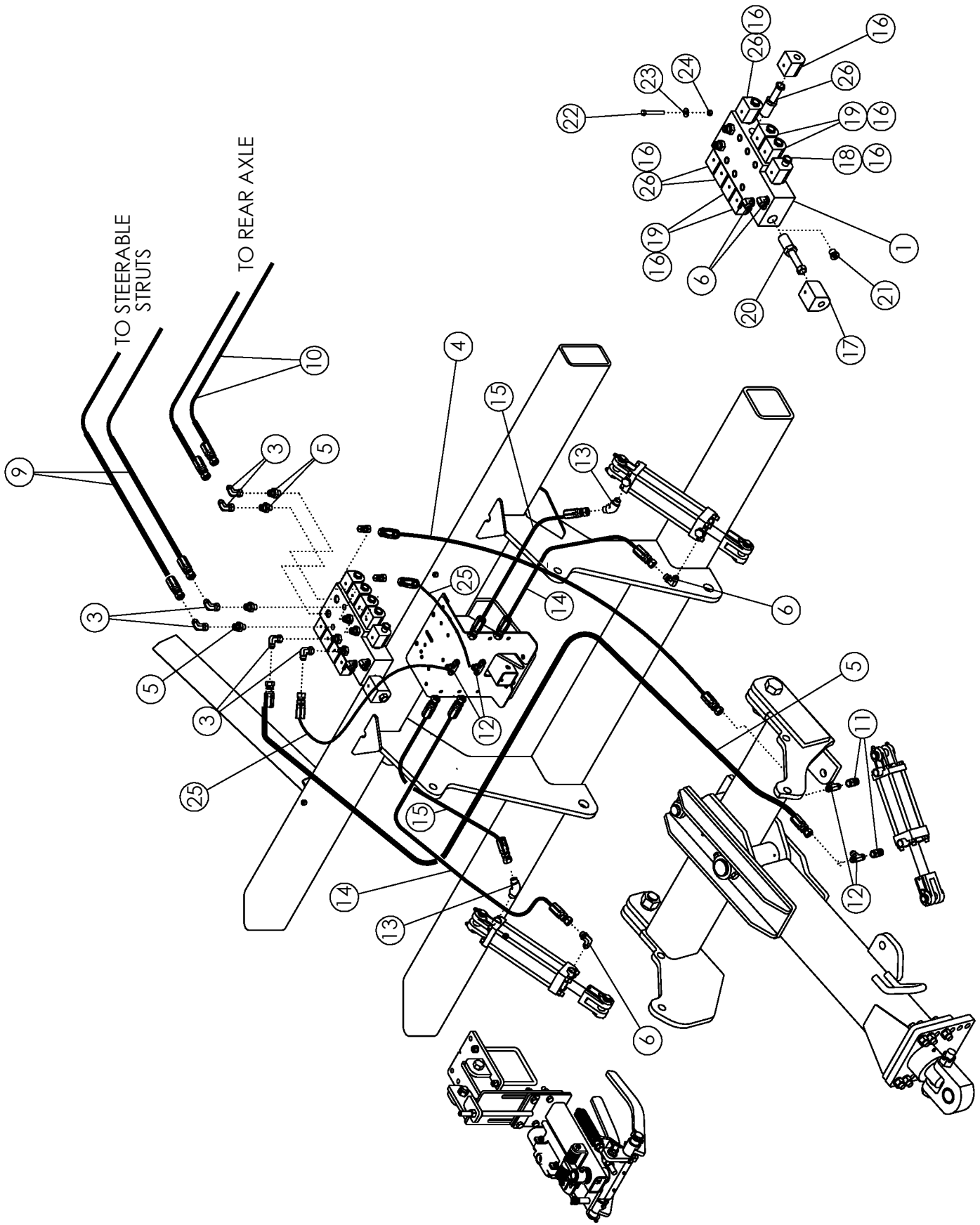
**\*\*IMPORTANT\*\* ITEM 17 (PN: 300070-CHECK VALVE) MUST BE INSTALLED AS SHOWN PER DIAGRAM, TO PREVENT PREMATURE ROWFINDER VAVE FAILURE.**



### 3 BANK VALVE W/TOGGLE

ITEM	PART NO.	DESCRIPTION	QTY
1	69425	VALVE-3BANK W/TOGGLE CONTROL BOX	1
2	62024	FTG-ADAPTER: 6MB-8MJ	6
3	57668	FTG-ELBOW: 8MJ-8FJX-90	6
4	57012	HOSE: .50 X 058 8FJX-8FJX	1
5	64087	HOSE: .50 X 070 8FJX-8FJX	1
6	58560	FTG-ELBOW: 8MB-8MJ-90	2
7	301735	HOSE: .50 X 112 8MB-8FJX	2
8	36290	PIONEER TIP 8010-15P (#8 ORB)	2
9	64102	HOSE: .38 X 180 8FJX-8FJX	2
10	69737	HOSE: .38 X 240 8FJX-8FJX (NON ADC)	2
	67520	FTG-CAP 8FJ (ADC ONLY)	
11	56941	FTG-ADAPTER: 8MB-8FJX	2
12	57667	FTG-TEE: 8MJ-8MJ-8MJ	2
13	301280	COIL-SMALL	6
14	301279*	COIL-LARGE	2
15	62866	CARTRIDGE	1
16	62867	CARTRIDGE	6
17	62868*	CARTRIDGE	1
18	301732*	PLUG-CAVITY	1
19	1019828	BOLT-HEX: .38 X 2.75 NC GR5 ZP	2
20	1011828	WASHER-FLAT: .38 ZP	8
21	1016999	NUT-TOPLOCK: .38 NC GR5 ZP	2
22	69632	CARTRIDGE-FASSE DUAL POPPET	2
23	301277	HARNES-FASSE VALVE (3 BANK) (NOT SHOWN)	1

\*IMPORTANT: VALVE (69425) IS SHIPPED OPEN CENTER. TO CONVERT TO CLOSED CENTER, REMOVE COIL AND CARTRIDGE (301279 & 62868) FROM THE END OF THE VALVE BODY AND REPLACE WITH CAVITY PLUG (301732) WHICH IS SUPPLIED WITH



## 4 BANK VALVE W/TOGGLE

ITEM	PART NO.	DESCRIPTION	QTY
1	69426	VALVE-4 BANK W/TOGGLE CONTROL BOX	1
2	62024	FTG-ADAPTER: 6MB-8MJ	8
3	57668	FTG-ELBOW: 8MJ-8FJX-90	8
4	57012	HOSE: .50 X 058 8FJX-8FJX	1
5	64087	HOSE: .50 X 070 8FJX-8FJX	1
6	58560	FTG-ELBOW: 8MB-8MJ-90	2
7	301278	HARNES-FASS VALVE (4 BANK) (NOT SHOWN)	1
8	63362	ASSY-CONTROL BOX 4 BANK (NOT SHOWN)	1
9	64102	HOSE: .38 X 180 8FJX-8FJX	2
10	69737	HOSE: .38 X 240 8FJX-8FJX	2
11	56941	FTG-ADAPTER: 8MB-8FJX	2
12	57667	FTG-TEE: 8MJ-8MJ-8MJ	2
13	58515	FTG-ELBOW: 8MB-8MJ-45	2
14	1015221	HOSE: .50 040 8FJX-8FJX	2
15	1018115	HOSE: .50 X 030 8FJX-8FJX	2
16	301280	COIL-SMALL	8
17	301279*	COIL-LARGE	2
18	62866	CARTRIDGE	1
19	62867	CARTRIDGE	4
20	62868*	CARTRIDGE	1
21	301732*	PLUG-CAVITY	1
22	1019828	BOLT-HEX: .38 X 2.75 NC GR5 ZP	2
23	1011828	WASHER-FLAT: .38 ZP	8
24	1016999	NUT-TOPLOCK: .38 NC GR5 ZP	2
25	57677	HOSE: .38 X 021 8FJX-8FJX	2
26	69632	CARTRIDGE-FASSE DUAL POPPET	4

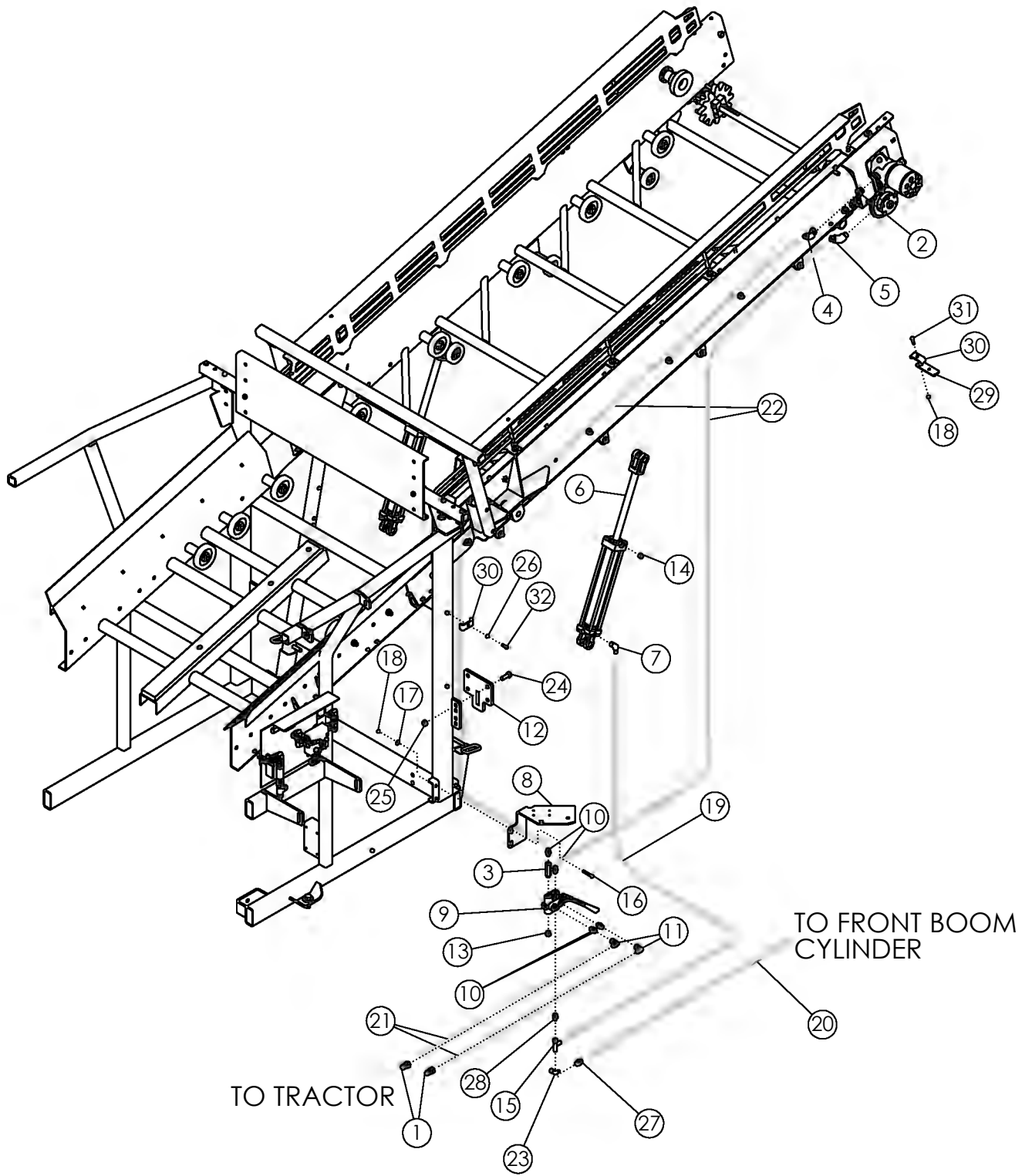
\*IMPORTANT: VALVE (69426) IS SHIPPED OPEN CENTER. TO CONVERT TO CLOSED CENTER, REMOVE COIL AND CARTRIDGE (301279 & 62868) FROM THE END OF THE VALVE BODY AND REPLACE WIT CAVITY PLUG (301732) WHICH IS SUPPLIED WITH THE VALVE.





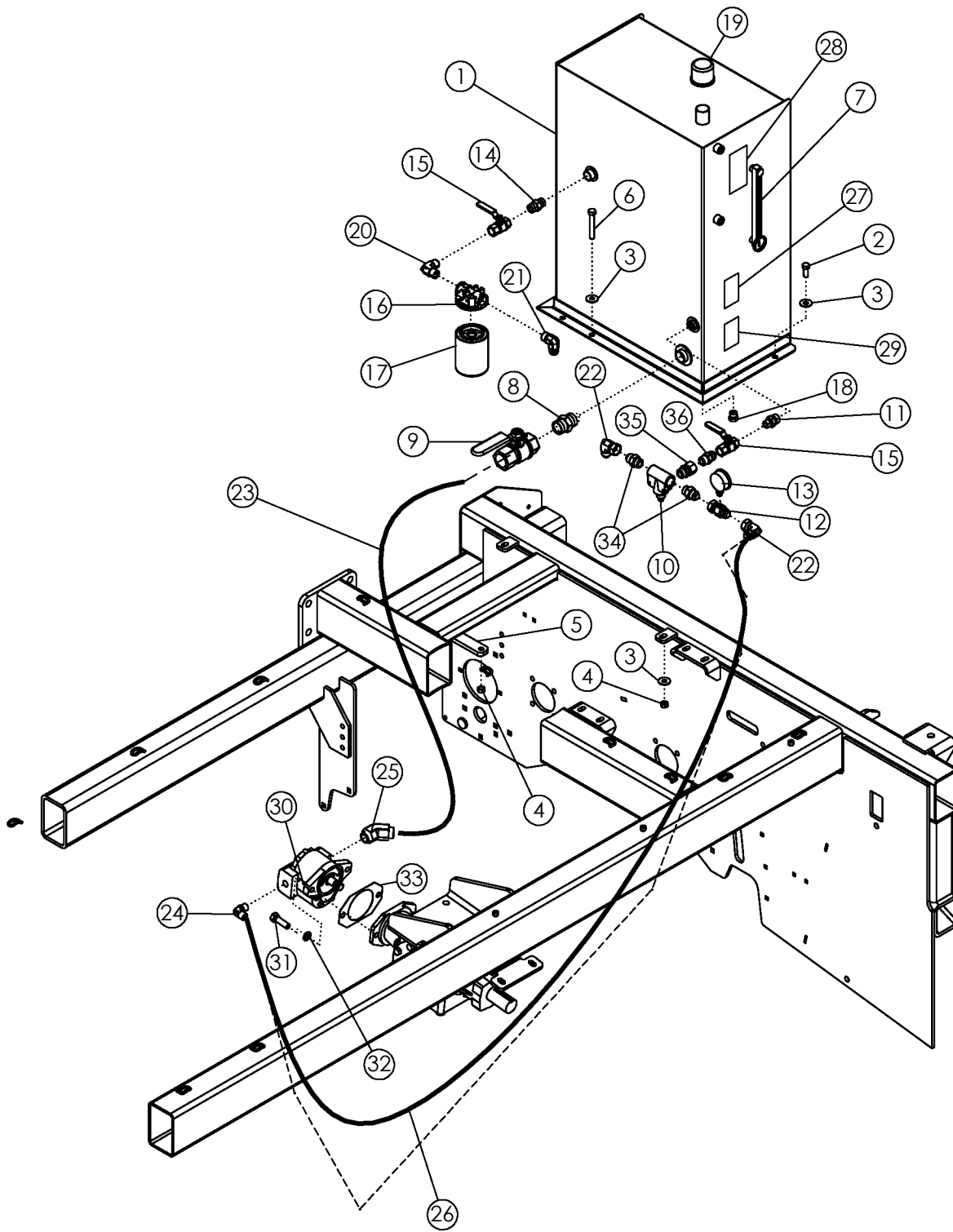
## VALVE GROUP: DUAL MOTOR SCRUB

ITEM	PART NO.	DESCRIPTION	QTY
1	68092	WLDMT-BRACKET FLOW CONTROL	1
2	301266	VALVE-FLOW CONTROL- 12FB	2
	301375	SEAL KT-VALVE FLOW CONTROL #301266	
3	59524	WLDMT-ARM FLOW CONTROL Z.P.	1
4	59633	ACTUATOR-12VDC 4" STROKE	1
5	59463	SPACER	4
6	1030946	NUT-TOPLOCK: .25 NC GR5 ZP	6
7	1013940	BOLT-HEX: .25 X 1.25 NC GR5	1
8	59206	BRACKET-FLOW CONTROL ZP	1
9	54314	PIN-ROLL .19 X .75 ZP	2
10	1030776	BOLT-HEX: .25 X 4.00 NC GR5 ZP	4
11	1020416	WASHER-FLAT: .25 ZP	13
12	65918	FTG-ADAPTER: 12MB-12MJ	6
13	59041	FTG-ELBOW: 12MJ-12FJX 90	5
14	63471	ASSY-TUBE LINE .75 X 5.25 0-0	1
15	58986	FTG-TEE: 12MJ-12MJ-12MJ	1
16	59053	FTG-TEE: 12MJ-12MJ-12FJX	1
17	58875	BOLT-HEX: .25 X 4.50 NC GR5 ZP	1



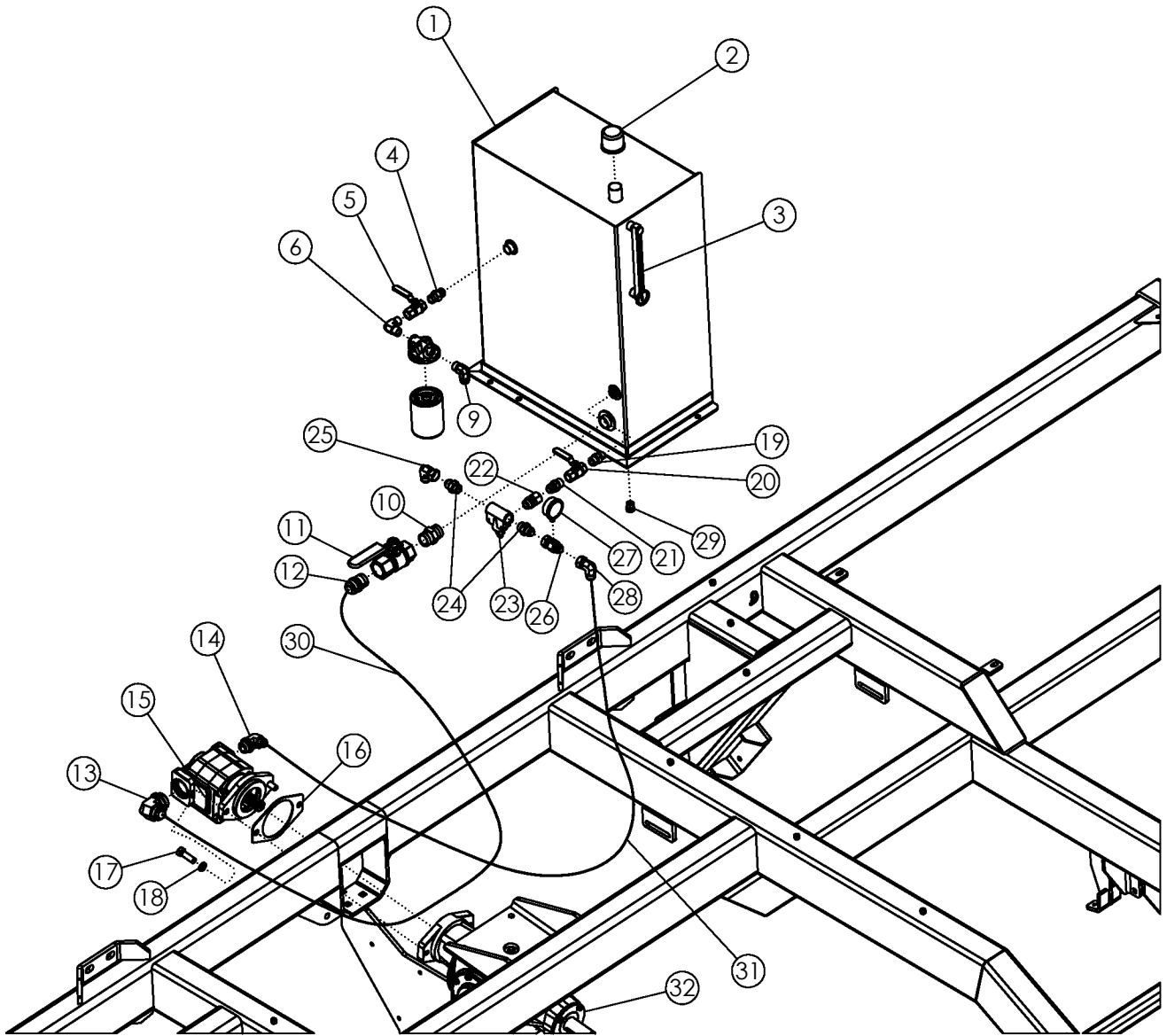
## TANK HYDRUALICS

ITEM	PART NO.	DESCRIPTION	QTY
1	36290	PIONEER TIP 8010-15P (#8 ORB)	2
2	300069	FTG-ADAPTER: 8FB-10MB	1
3	300070	VALVE-CHECK: 8MB-8FB FLOWF-->M (FC-08R)	1
4	58515	FTG-ELBOW: 8MB-8MJ-45	1
5	56229	FTG-ELBOW: 10MB-8MJ-45	1
6	58889	CYLINDER-HYD 2.5 X 16	2
	301313	SEAL KIT FOR 58889 UNIVERSAL	
7	58557	FTG-ELBOW: 8MB-6MJ 90	2
8	72469	GUARD-SELECTOR VALVE PAINTED	1
9	58470	VALVE-SELECTOR PAINTED	1
10	56226	FTG-ADAPTER: 8MB-8MJ	4
11	57668	FTG-ELBOW: 8MJ-8FJX90	2
12	301298	WLDMT-CYLINDER LUG	2
13	56190	FTG-PLUG: 8MB	1
14	58547	FTG-PLUG: 8MB BREATHER	2
15	56231	FTG-TEE: 6MJ-6FJX-6MJ	1
16	59390	BOLT-HEX: .38 X 2.25 NC GR5 ZP	2
17	1011828	WASHER-FLAT: .38 ZP	2
18	1016999	NUT-TOPLOCK: .38 NC GR5 ZP	6
19	56234	HOSE: .38 X 28 6FJX-6FJX	1
20	56233	HOSE: .38 X 086 6FJX-6FJX	1
21	301802	HOSE: .50 X 396 8FJX-8MB	2
22	58378	HOSE: .50 X 182 8FJX-8FJX	2
23	57897	FTG-ELBOW: 6MJ-6FJX-90	1
24	1013918	BOLT-HEX: .63 X 1.75 NC GR5 ZP	8
25	1016595	NUT-TOPLOCK: .63 NC GR5 ZP	8
26	1011586	WASHER-LOCK: .38 ZP	13
27	300072	FTG-RESTRICTOR (6MJ-6FJ R 1/16)	1
28	66624	FTG-ADAPTER: 6MJ-8MB	1
29	54825	BRACKET-HOSE ZP	3
30	50714	CLAMP .50 ZP	17
31	1011602	BOLT-HEX: .38 X 1.50 NC GR5 ZP	4
32	1011600	BOLT-HEX: .38 X 1.00 NC GR5 ZP	13



## HYDRAULIC TANK SCRUB REAR FRAME MOUNTED

ITEM	PART NO.	DESCRIPTION	QTY
1	58079	HYDRAULIC TANK-PAINTED	1
2	1011606	BOLT-HEX: .50 X 1.25 NC GR5 ZP	2
3	1014443	WASHER-FLAT: .50 ZP	6
4	1027461	NUT-TOPLOCK: .50 NC GR5 ZP	4
5	58204	BAR - BOLTING	1
6	1011612	BOLT-HEX: .50 X 3.50 GR5 ZP	2
7	58914	GAUGE-LEVEL & TEMP	1
8	58978	FTG-ADAPTER: 20MP-20MP	1
9	58979	VALVE-BALL: 20FP-20FP	1
10	302997	VALVE-RELIEF	1
11	58466	FTG-ADAPTER: 12MP-8MP	1
12	301173	FTG-ADAPTER: 12MJ-12FJX W/4FB	1
13	301175	GAUGE-PRESSURE: 1/4" MB 3000PSI	1
14	58196	FTG-ADAPTER: 12MP-12MP	2
15	59165	VALVE-BALL 3/4FP - 3/4FP	2
16	58690	FILTER HEAD 4"	1
17	303695	FILTER-HYDRAULIC 4" (10 MICRON)	1
18	55718	FTG-PLUG: 8MB	1
19	58197	CAP-FILLER	1
20	72590	FTG-ELBOW: 12MP-12MP-90	1
21	59044	FTG-ELBOW: 12MP-12MJ 90	1
22	59041	FTG-ELBOW: 12MJ-12FJX 90	2
23	72264	HOSE: 1.25 X 36 20MP-20FJX	1
24	64061	FTG-ELBOW: 16MB-12MJ-90	1
25	72559	FTG-ELBOW: 20MB-20MJ-45	1
26	59802	HOSE: .75 X 52 12FJX-12FJX	1
27	62964	DECAL-WARNING HIGH PRESSURE FLUID	1
28	303269	DECAL-HYDRAULIC OIL	1
29	64429	DECAL-WARNING BALL VALVE	1
30	72293	PUMP - 5.1^3 SAE C	1
31	1011623	BOLT-HEX: .63 X 2.00 NC GR5 ZP	2
32	1011813	WASHER-LOCK: .63 ZP	2
33	301066	PLATE-ADAPT SAE C PUMP	1
34	65918	FTG-ADAPTER: 12MB-12MJ	2
35	66249	FTG-ADAPTER: 12MB-12FJX	1
36	59042	FTG-ADAPTER: 12MP-12MJ	1
37	62396	GEARBOX-PRAIRIE (1.81:1) (BLACK)	1

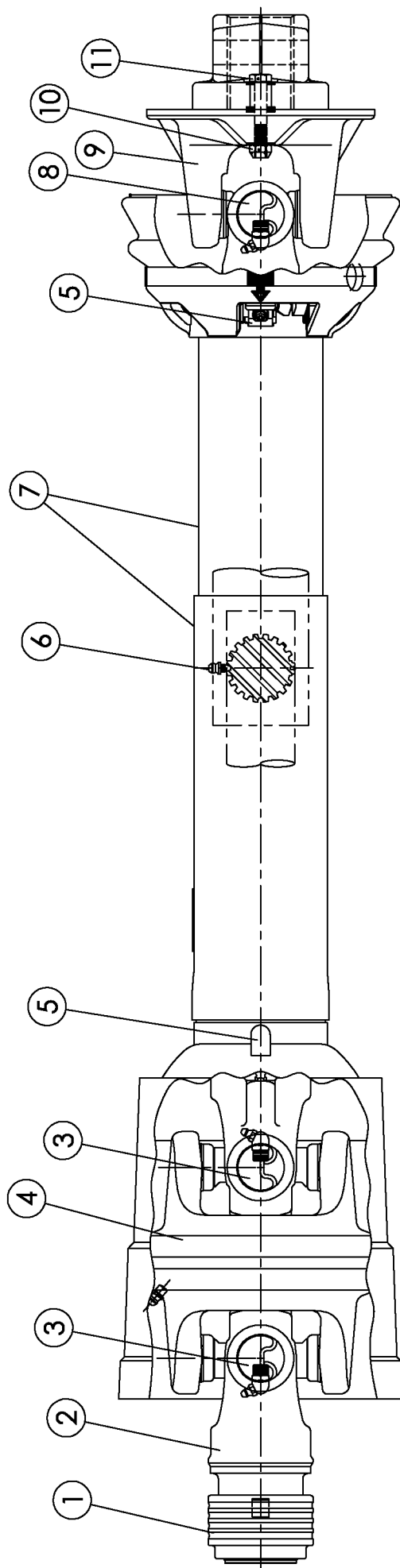




## HYDRAULIC TANK SCRUB FRONT FRAME MOUNTED

ITEM	PART NO.	DESCRIPTION	QTY
1	58079	HYDRAULIC TANK-PAINTED	1
2	58197	CAP-FILLER	1
3	58914	FTG-ADAPTER: 8MJ-8MJ	1
4	58196	FTG-ADAPTER: 12MP-12MP	1
5	59165	VALVE-BALL 3/4FP - 3/4FP	1
6	72590	FTG-ELBOW: 12MP-12MP-90	1
7	58690	FILTER-HEAD 4"	1
8	58691	FILTER-HYDRAULIC 4"	1
9	59044	FTG-ELBOW: 12MP-12MJ-90	1
10	58978	FTG-ADAPTER: 20MP-20MP	1
11	58979	VALVE-BALL: 20FP-20FP	1
12	62209	FTG-ADAPTER: 20MP-20MJ	1
13	58980	FTG-ELBOW: 24MB-20MJ-90	1
14	64061	FTG-ELBOW: 16MB-12MJ-90	1
15	303588	PUMP-5.4^3 SAE C (CW) (3500 PSI)	1
16	301066	PLATE-ADAPTER SAE "C" PUMP	1
17	1011623	BOLT-HEX: .63 X 2.00 NC GR5 ZP	1
18	1011813	WASHER-LOCK: .63 ZP	1
19	58466	FTG-ADAPTER: 12MP-8MP	1
20	59165	VALVE-BALL 3/4FP - 3/4FP	1
21	59042	FTG-ADAPTER: 12MP-12MJ	1
22	66249	FTG-ADAPTER: 12MB-12FJX	1
23	302997	VALVE-RELIEF 2500PSI	1
24	65918	FTG-ADAPTER: 12MB-12MJ	2
25	59041	FTG-ELBOW: 12MJ-12FJX-90	1
26	301173	FTG-ADAPTER: 12MJ-12FJX W/4FB	1
27	301175	GAUGE-PRESSURE: 1/4" MB 3000PSI	1
28	59041	FTG-ELBOW: 12MJ-12FJX-90	1
29	55718	FTG-PLUG: 8MP	1
30	62213	HOSE: 1.25 X 084 20FJX-20FJX-200PSI	1
31	62517	HOSE: .75 X 079 12FJX-12FJX	1
32	300142	GEARBOX-PRAIRIE (1.82:1) W/ SAE C MOUNT BLK	1

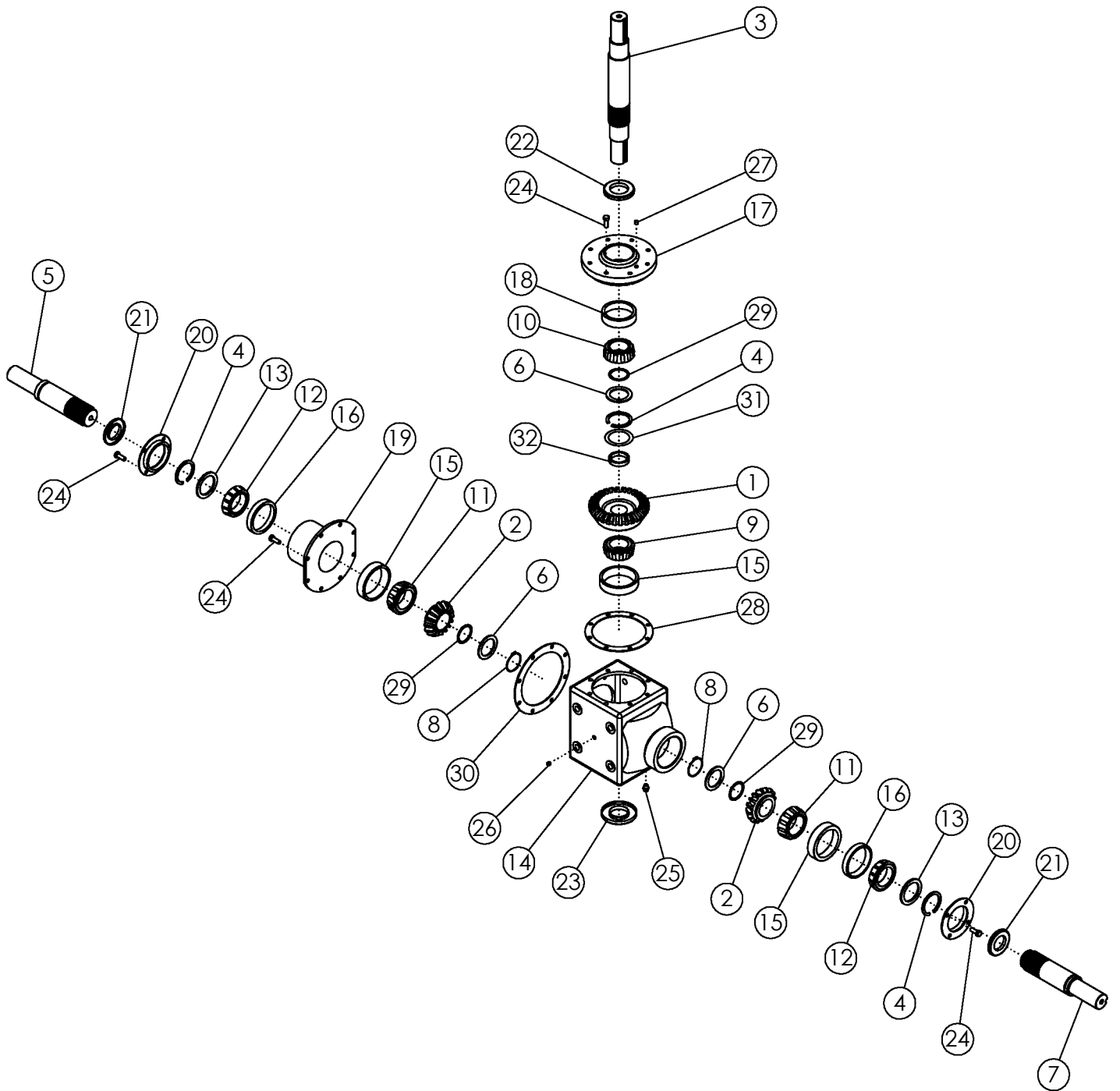




# PTO CV DRIVELINE #301558

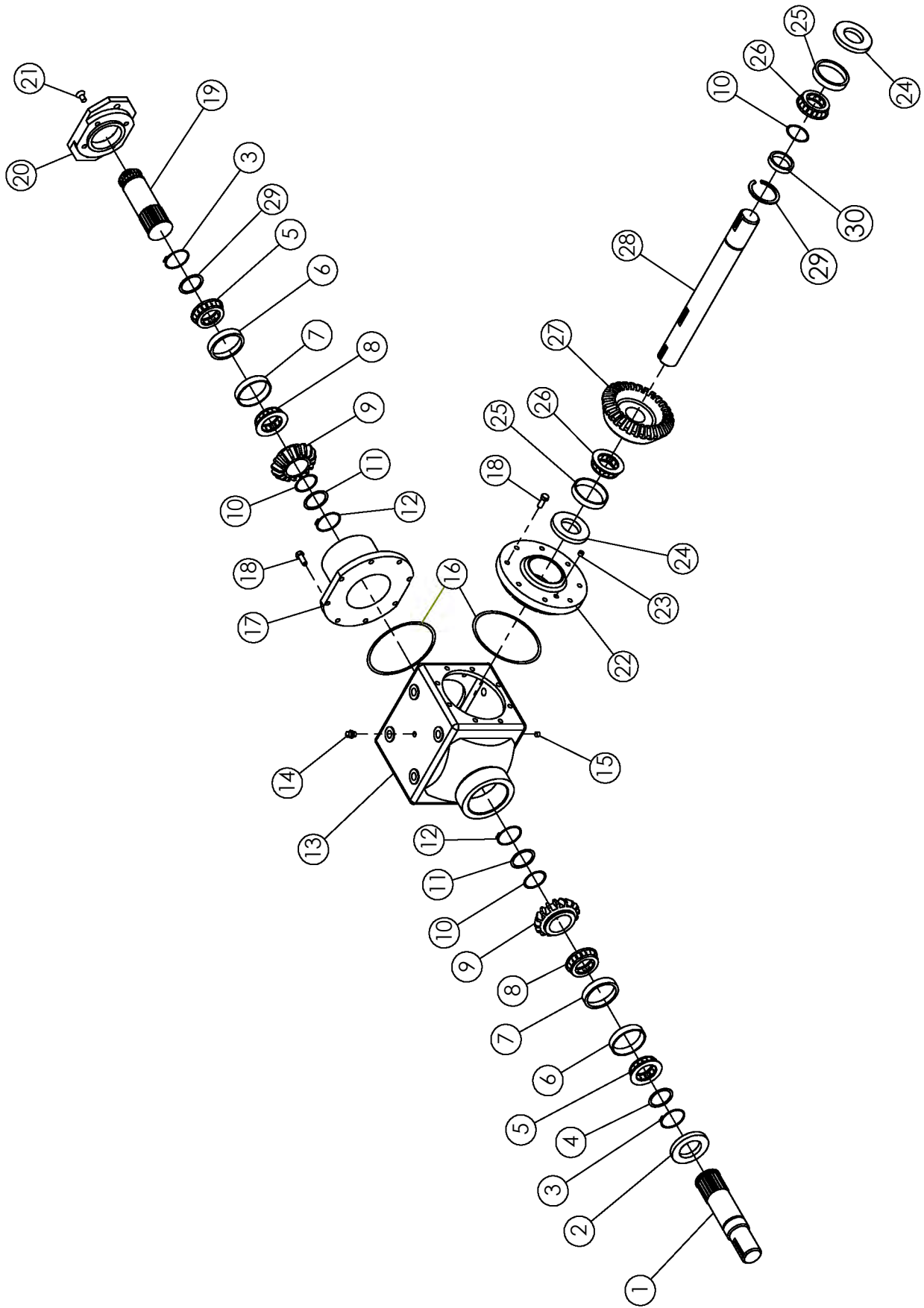
## 1.75" - 20 SPLINE

ITEM	PART NO.	DESCRIPTION	QTY
1	62123	KT-SAFETY SLIDE LOCK REPAIR 1.750"	1
2	305902	YOKE ASSY-SAFETY SLIDE LOCK 1.750" CAT 6 CV	1
3	301841	KT-CROSS & BEARING CAT 6	2
4	305904	HOUSING-CV CENTER ASSY CAT 6	1
5	64398	KT-NYLON REPAIR UNIVERSAL	2
6	54161	ZERK-DRIVE LUBE FTG (PRESSED IN)	4
7	301559	GUARD SET-CV PTO HRV MAX 90" EXT.	1
8	54172	KT-CROSS & BEARING 35E SERIES	1
9	57286	ASSY-BALL SHEAR HRV	1
10	1030700	NUT-TOPLOCK: .31 NC GR5 ZP	1
11	1011285	BOLT-HEX: .31 X 2.00 NC GR5 ZP	1



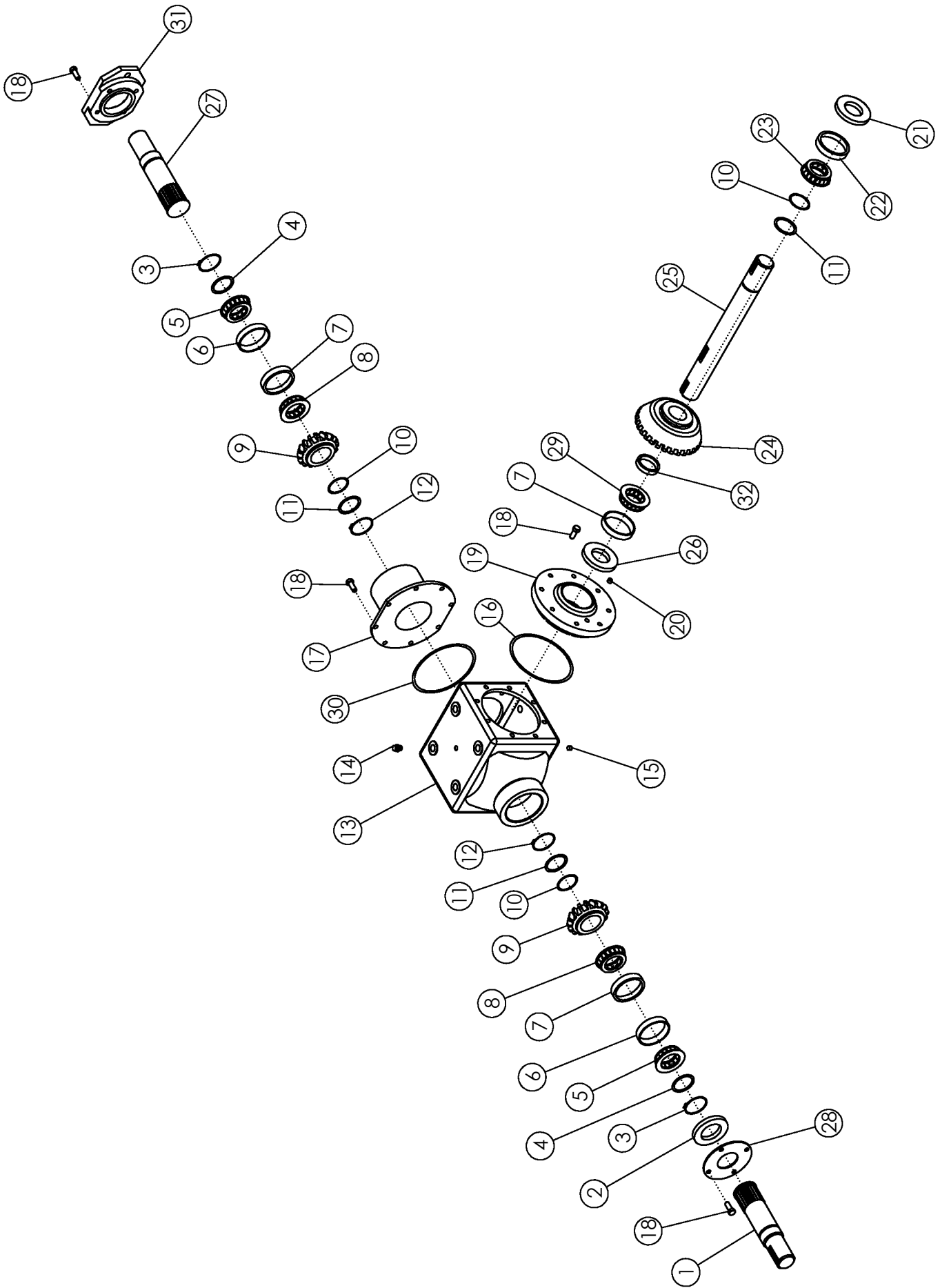
## GEARBOX 1.82:1 4-WAY #73131

ITEM	PART NO.	DESCRIPTION	QTY
1	69228	GEAR - 31T	1
2	69224	GEAR - 17T	2
3	69229	THRU, SHAFT	1
4	301491	RETAIN RING: Ø2.25 X .125	3
5	69231	QUILL SHAFT	1
6	68598	WASHER: Ø2.00 X .179	3
7	69203	QUILL SHAFT	1
8	62724	SNAP RING: Ø2.00 X .125	2
9	69232	BRG. CONE: 455	1
10	62728	BRG. CONE: 3780	1
11	69223	BRG. CONE: 462	2
12	69220	BRG. CONE: 387	2
13	69219	WASHER: Ø2.25 X .179	2
14	69202	CASE: 1000 SERIES GEARBOX	1
15	69222	BRG. CUP: 453X	3
16	69221	BRG. CUP: 382A	2
17	69234	COVER - M1000	1
18	62727	BRG. CUP: 3730	1
19	69226	QUILL - M1000	1
20	69217	SEAL COVER	2
21	62744	SEAL: Ø1.75/3.00 - .313	2
22	62722	SEAL: Ø2.00/3.265 - .375	1
23	69230	SEAL: Ø2.00/3.761 - .440	1
24	1011600	BOLT-HEX: .38 X 1.00 NC GR5 ZP	24
25	64408	VENT: 1/2 NPT	1
26	62735	PLUG: 1/2 NPT	1
27	69227	PLUG: 1/4 NPT	1
28	62736	SHIM-COVER	AR
29	69225	SHIM Ø2.75 OD X 2.00 ID	AR
30	301492	SHIM	AR
31	301622	SHIM Ø3.00 OD X 2.25 ID	AR
32	302320	SPACER Ø2.25 X .75	1
<b>SHIMS USE AS NEEDED</b>			
	64457	SHIM COVER	
	64461	SHIM: 1.375 ID X .007	
	62730	SHIM: 1.75 ID X .007	
	69225	SHIM: 2.75 OD X .007	
	62736	SHIM COVER	
	301622	SHIM: 3.00 OD X 2.25 ID	
	301492	SHIM	



## GEARBOX (1.81:1) #62015

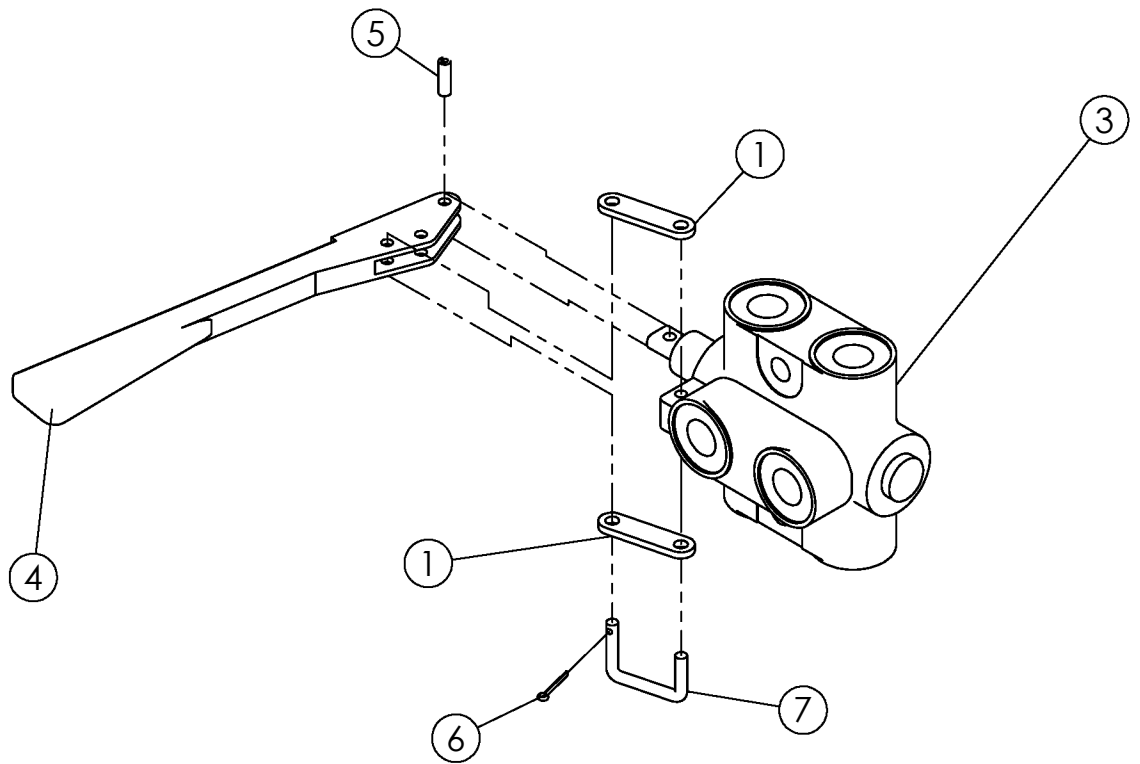
ITEM	PART NO.	DESCRIPTION	QTY
1	62721	QUILL SHAFT	1
2	62722	SEAL: 2.00 - 3.26	1
3	62724	SNAP RING	2
4	62723	WASHER 2.00 X .13	2
5	62725	BEARING CONE	2
6	62726	BEARING CUP	2
7	62727	BEARING CUP	2
8	62728	BEARING CONE	2
9	62729	PINION-16 TOOTH	2
10	62730	SHIM: 1.75 X .007	3
11	62731	WASHER 1.75 X .179	2
	68599	WASHER 1.75 X .135	
12	62732	SNAP RING	2
13	62733	CASE-900 SERIES	1
14	64408	VENT PLUG: .50 NPT (SQ. HD.)	1
15	62735	PLUG: .50 NPT	1
16	62736	SHIM-COVER	2
17	62737	QUILL HOUSING	1
18	1011599	BOLT-HEX: .38 X .75 NC GR5 NP	16
19	68597	QUILL SHAFT	1
20	68596	FLANGE: 'SAE B' -2.00 BOLT	1
21	62741	SFHCS: .38 X .75 NC GR5	4
22	62742	COVER-OPEN .38 NPT	1
23	62743	PLUG: .38 NPT	1
24	62744	OIL SEAL: 1.75 X .31	2
25	62745	BEARING CUP	2
26	62746	BEARING CONE	2
27	64410	GEAR-29 TOOTH	1
28	64409	THRU SHAFT	1
29	68598	WASHER	1
<b>SHIMS USE AS NEEDED</b>			
	64457	SHIM COVER	
	64461	SHIM: 1.375 ID X .007	
	62730	SHIM: 1.75 ID X .007	
	69225	SHIM: 2.75 OD X .007	
	62736	SHIM COVER	
	301622	SHIM: 3.00 OD X 2.25 ID	
	301492	SHIM	



## GEARBOX (1.82:1) #300142 - 4 WAY

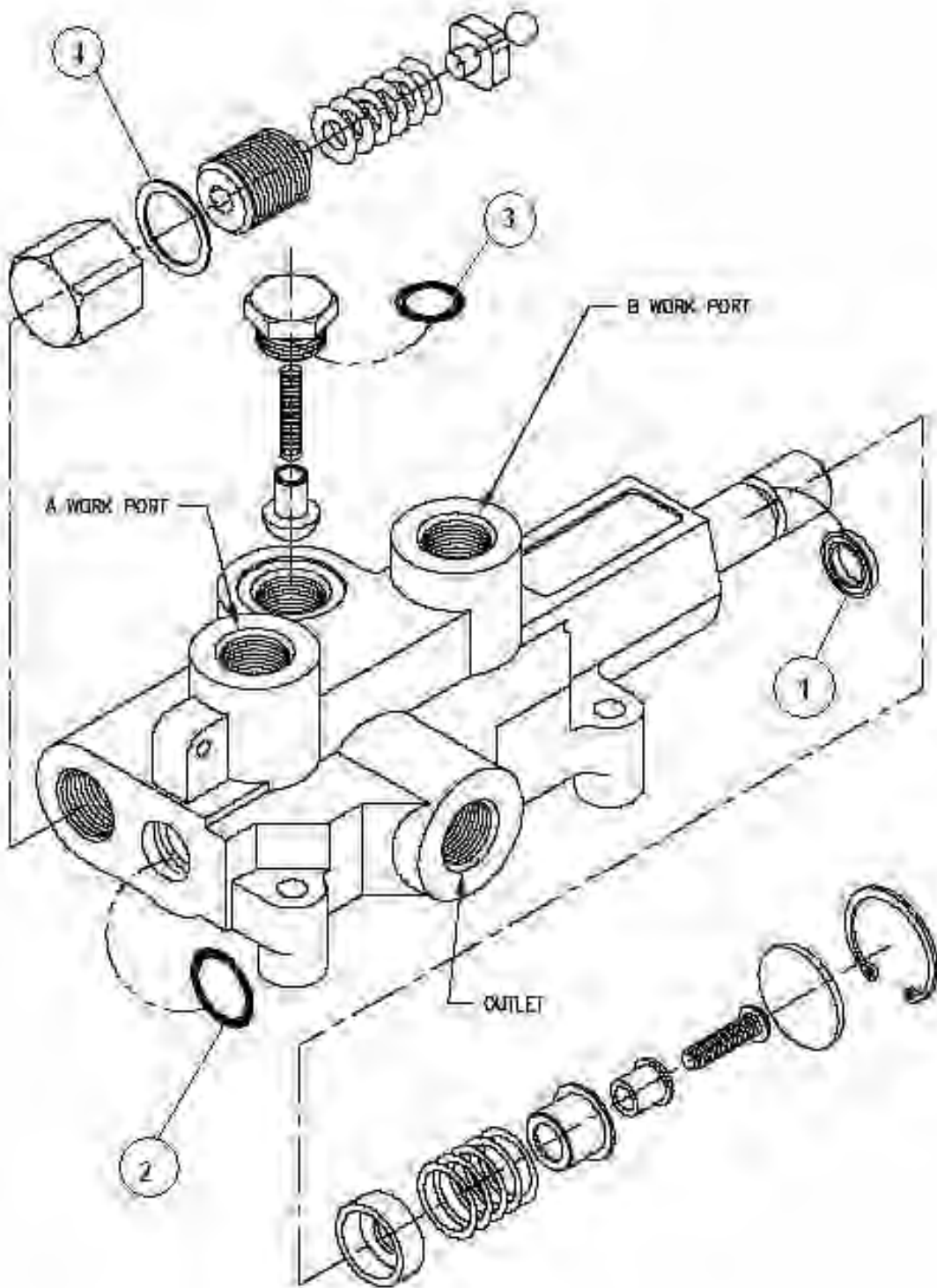
ITEM	PART NO.	DESCRIPTION	QTY
1	69203	QUILL SHAFT	1
2	62744	SEAL: Ø1.75 X .313	1
3	69218	SNAP RING	2
4	69219	WASHER	2
5	69220	BEARING CONE	2
6	69221	BEARING CUP	2
7	69222	BEARING CUP	3
8	69223	BEARING CONE	2
9	69224	GEAR - 17T	2
10	69225	SHIM	3
11	68598	WASHER	3
12	62724	SNAP RING	2
13	69202	CASE-1000 SERIES	1
14	64408	VENT PLUG: .50 NPT (SQ. HD.)	1
15	62735	PLUG: .50 NPT	1
16	62736	SHIM-COVER	1
17	301182	QUILL HOUSING	1
18	1011600	BOLT-HEX: .38 X 1.00 NC GR5 ZP	24
19	69234	COVER	1
20	69227	PLUG: .25 NPT	1
21	62722	SEAL: Ø2.00 X 3.263	1
22	62727	BEARING CUP	1
23	62728	BEARING CONE	1
24	69228	GEAR - 31T	1
25	69229	THRU SHAFT	1
26	69230	SEAL-OIL	1
27	301183	QUILL SHAFT	1
28	69217	COVER	1
29	69232	BEARING CONE	1
30	69233	GASKET	1
31	301184	FLANGE SAE 'C'- 2	1
32	302320	SPACER Ø2.25 X .75	1
<b>SHIMS USE AS NEEDED</b>			
	64457	SHIM COVER	
	64461	SHIM: 1.375 ID X .007	
	62730	SHIM: 1.75 ID X .007	
	69225	SHIM: 2.75 OD X .007	
	62736	SHIM COVER	
	301622	SHIM: 3.00 OD X 2.25 ID	
	301492	SHIM	





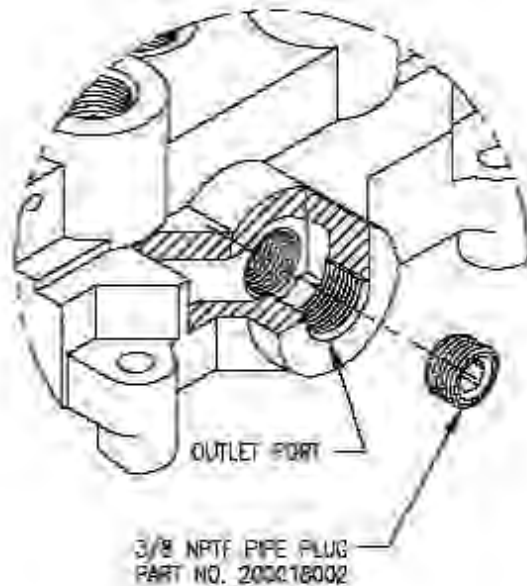
**SELECTOR VALVE #58470**

ITEM NO.	PART NO.	DESCRIPTION	QTY.
1	68060	PLATE ZP	2
3	53724	VALVE-SELECTOR	1
4	58470-2	HANDLE	1
5	58470-4	SPRING PIN	1
6	58470-5	PIN-COTTER HANDLE	1
7	58470-3	CLIP-HANDLE	1



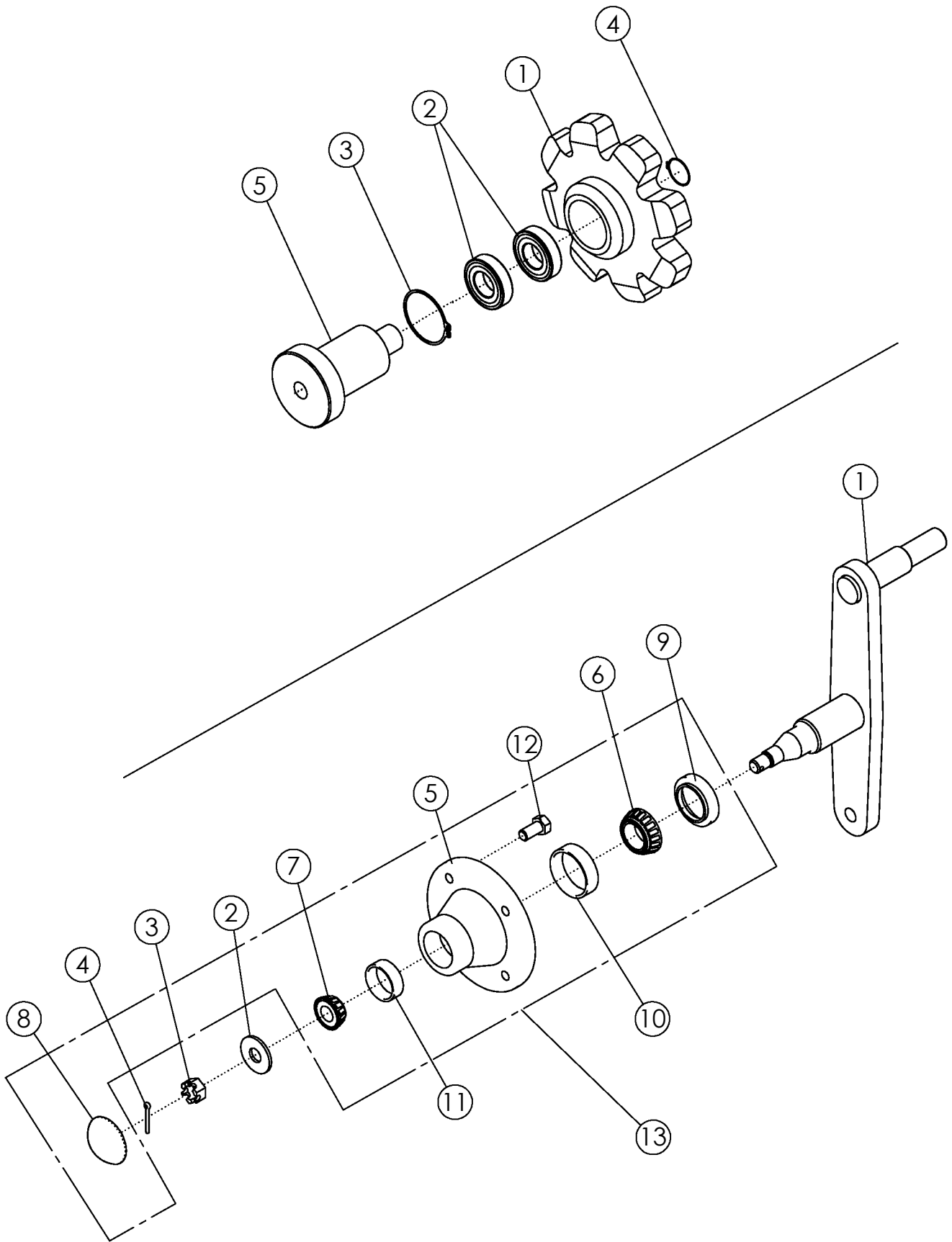
# ROW FINDER VALVE #301150

ITEM	PART NO.	DESCRIPTION	QTY
	62757	SEAL KIT	
1		U-CUP	1
2		O-RING	1
3		O-RING	1
4		ALUMINUM WASHER	1



## OPEN CENTER TO CLOSED CENTER CONVERSION

THIS FEATURE ALLOWS AN OTHERWISE OPEN CENTER VALVE TO BE CONVERTED TO CLOSED CENTER OPERATION. AS SHOWN ABOVE, A 3/8 NPTF PIPE PLUG IS INSTALLED IN THE BOTTOM OF THE OUTLET PORT TO BLOCK OPEN CENTER PASSAGE. A PIPE THREAD SEALANT SHOULD BE USED. THIS FEATURE IS STANDARD ON ALL VALVES WITH 3/4 NPTF INLET AND OUTLET PORTS. THE PIPE PLUG IS INCLUDED WITH THESE MODELS. DISCARD THE PIPE PLUG IF THE VALVE IS USED ON AN OPEN CENTER APPLICATION.



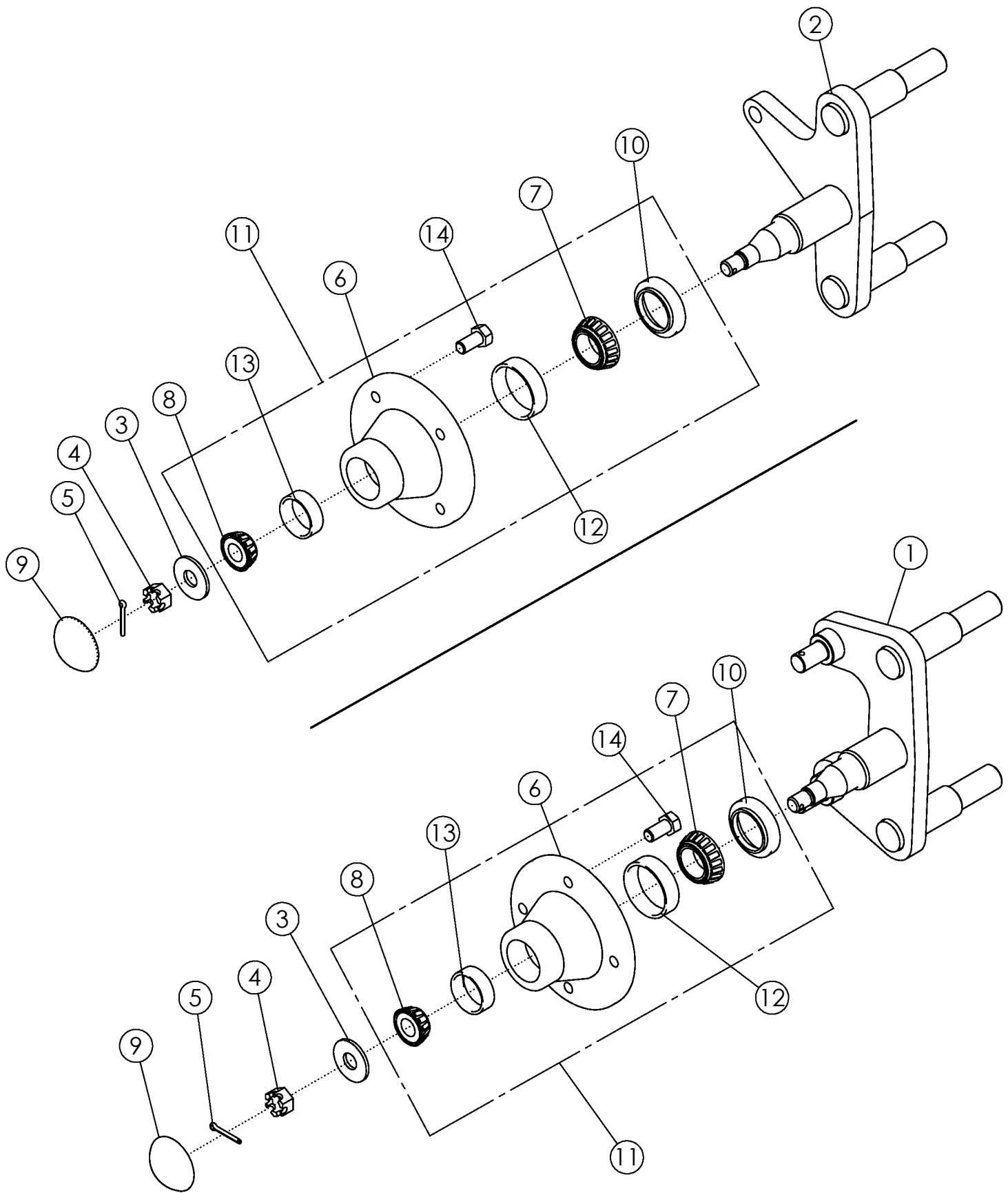
## SPROCKET #54824

ITEM	PART NO.	DESCRIPTION	QTY
1	56893	SPROCKET 56MM 8T	1
2	54108	BEARING-ROLLER	2
3	54151	SNAP RING SR11	1
4	54154	SNAP RING SR3	1
5	56892	STUB SHAFT	1

## BELT TIGHTENER #72749

ITEM	PART NO.	DESCRIPTION	QTY
1	72748	WLDMT-REAR IDLER	1
2	1013623	BUSHING-MACH .63 NP	2
3	1013625	NUT-SLOTTED .63 NF GR5 ZP	1
4	1013626	PIN-COTTER: .16 X 1.25 ZP	1
5	1017103*	HUB-MACHINING	1
6	52245*	CONE BEARING	1
7	1013620*	CONE BEARING	1
8	1013622*	HUB CAP	1
9	1029527*	SEAL	1
10	1012360*	CUP-BEARING: LM67010	1
11	1013268*	CUP-BEARING LM11910	1
12	54646*	1025393 LUG BOLT .5 X 1.0	4
13	56951	ASSY HUB	1

\* Items are included in item 13

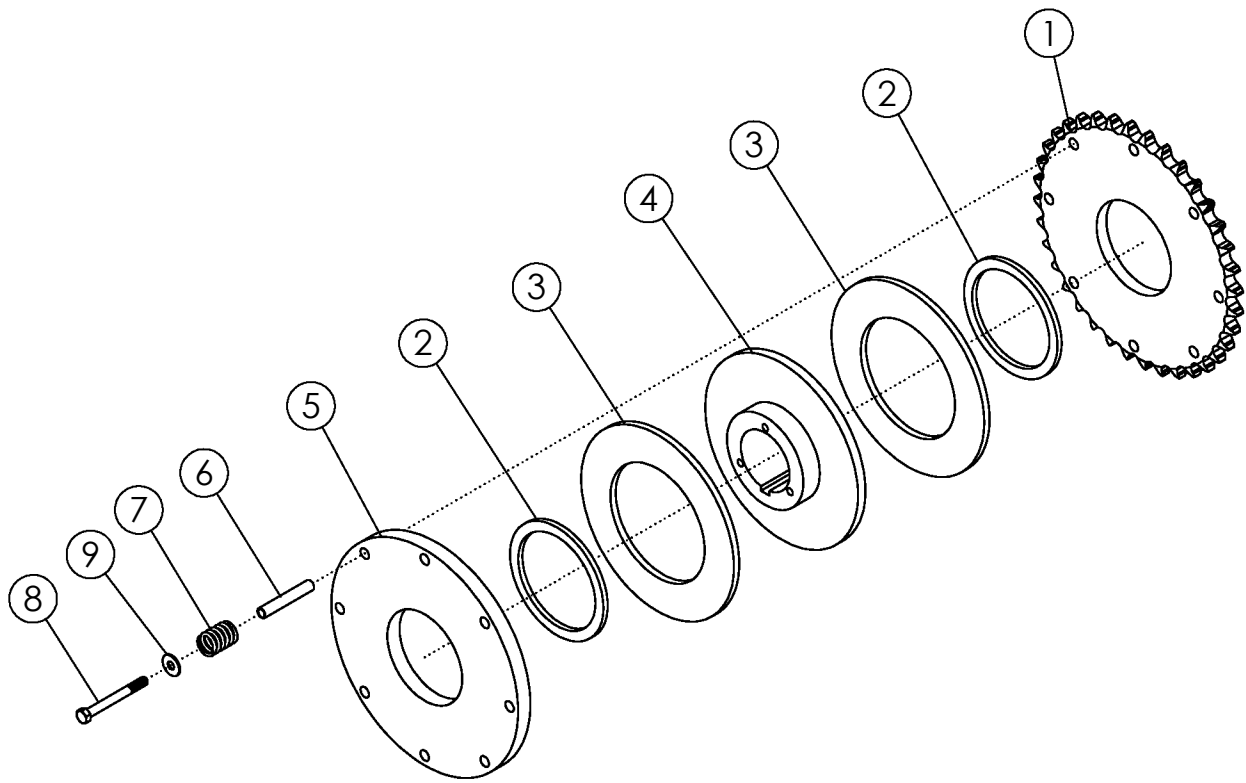


## BELT TIGHTENER #72058 & #72753

ITEM	PART NO.	DESCRIPTION	QTY
1	72059	WLDMT-SPINDLE	1
2	72752	WLDMT-SPINDLE	1
3	1013623	BUSHING-MACH .63 NP	1
4	1013625	NUT-SLOTTED .63 NF GR5 ZP	1
5	1013626	PIN-COTTER: .16 X 1.25 ZP	1
6	1017103*	HUB	1
7	52245*	CONE BEARING	1
8	1013620*	CONE BEARING	1
9	1013622*	HUB CAP	1
10	1029527*	SEAL	1
11	56951	ASSY HUB	1
12	1012360*	CUP-BEARING: LM67010	1
13	1013268*	CUP-BEARING LM11910	1
14	54646*	1025393 LUG BOLT .5 X 1.0	4

\* Items are included in item 11





## SLIP CLUTCH/SPROCKET #72030

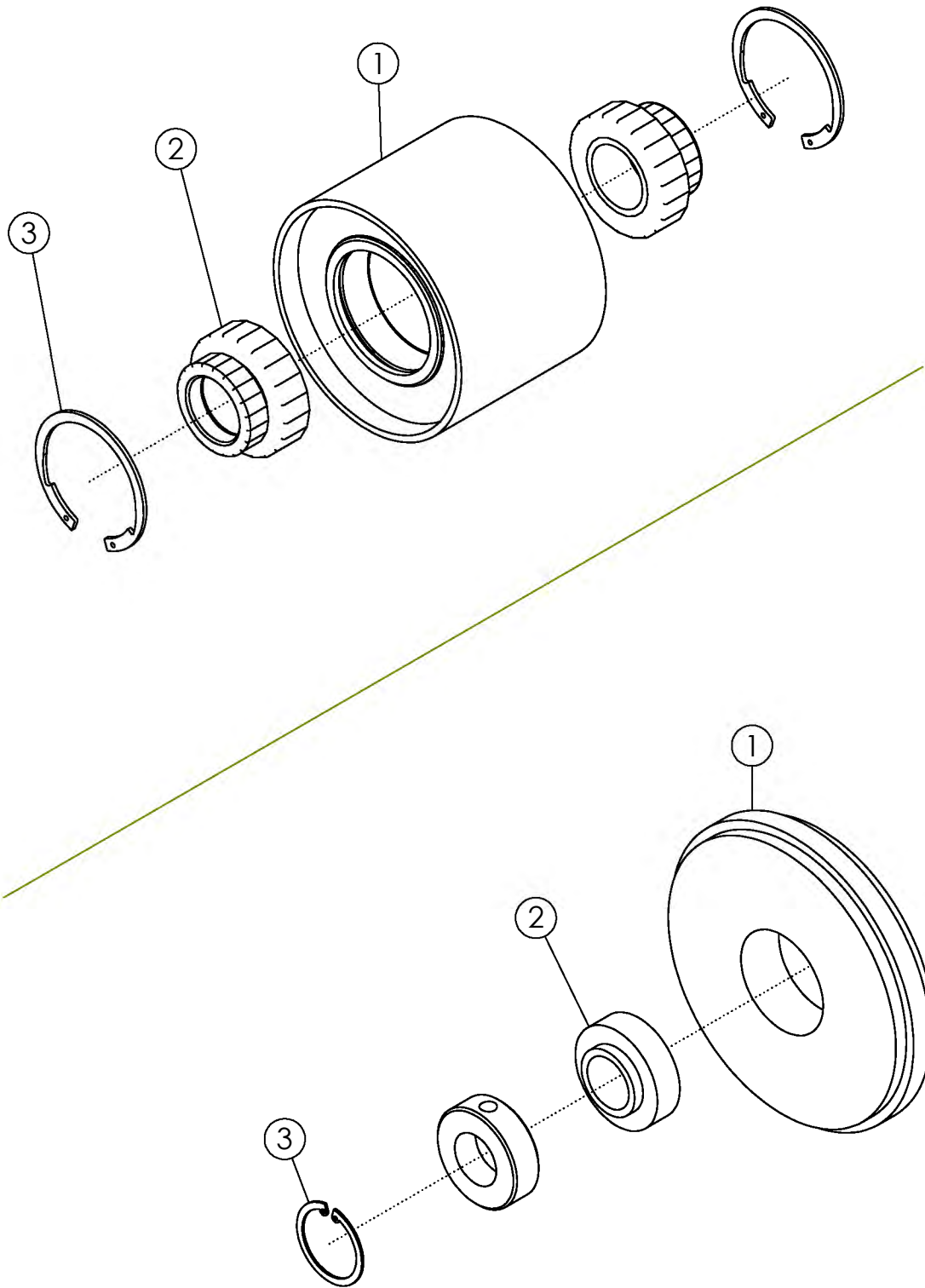
ITEM	PART NO.	DESCRIPTION	QTY
1	72986	SPROCKET	1
2	58208	BUSHING-BRONZE	2
3	58216	DISC-FIBER	2
4	58210	HUB-CLUTCH	1
5	58212	PLATE-SLIP CLUTCH	1
6	301701	TUBE-SLIP CLUTCH (2.38)	6
7	58174	SPRING-SLIP CLUTCH	6
8	1013239	BOLT-HEX: .38 X 3.00 NC GR5 ZP	6
9	1011828	WASHER-FLAT: .38 ZP	6

## SLIP CLUTCH/SPROCKET #58335

ITEM	PART NO.	DESCRIPTION	QTY
1	58566	SPROCKET	1
2	58208	BUSHING-BRONZE	2
3	58216	DISC-FIBER	2
4	58210	HUB-CLUTCH	1
5	58212	PLATE-SLIP CLUTCH	1
6	301701	TUBE-SLIP CLUTCH (2.38)	6
7	58174	SPRING-SLIP CLUTCH	6
8	1013239	BOLT-HEX: .38 X 3.00 NC GR5 ZP	6
9	1011828	WASHER-FLAT: .38 ZP	6

## SLIP CLUTCH/SPROCKET #57993

ITEM	PART NO.	DESCRIPTION	QTY
1	58177	SPROCKET	1
2	58207	BUSHING-BRONZE	2
3	58215	DISC-FIBER	2
4	58209	HUB-CLUTCH	1
5	58211	PLATE-SLIP CLUTCH	1
6	58213	TUBE-SLIP CLUTCH (2.38)	6
7	58174	SPRING-SLIP CLUTCH	6
8	58176	BOLT-HEX: .38 X 3.50 NC GR5 ZP	6
9	1011828	WASHER-FLAT: .38 ZP	6



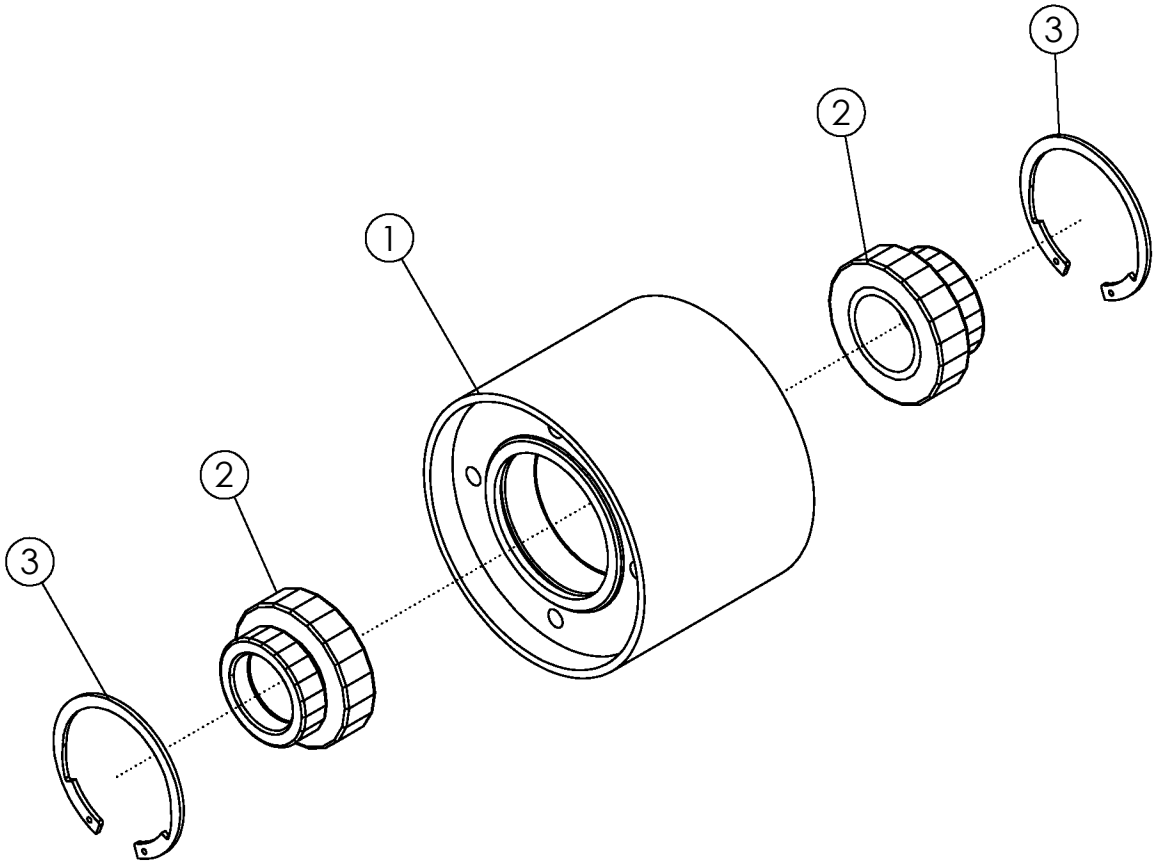
## IDLER PULLEY #56406

ITEM	PART NO.	DESCRIPTION	QTY
1	56405	WLDMT-PULLEY	1
2	56399	BALL BEARING 1.75	2
3	56400	RETAINING RING	2

## SPROCKET IDLER #56851

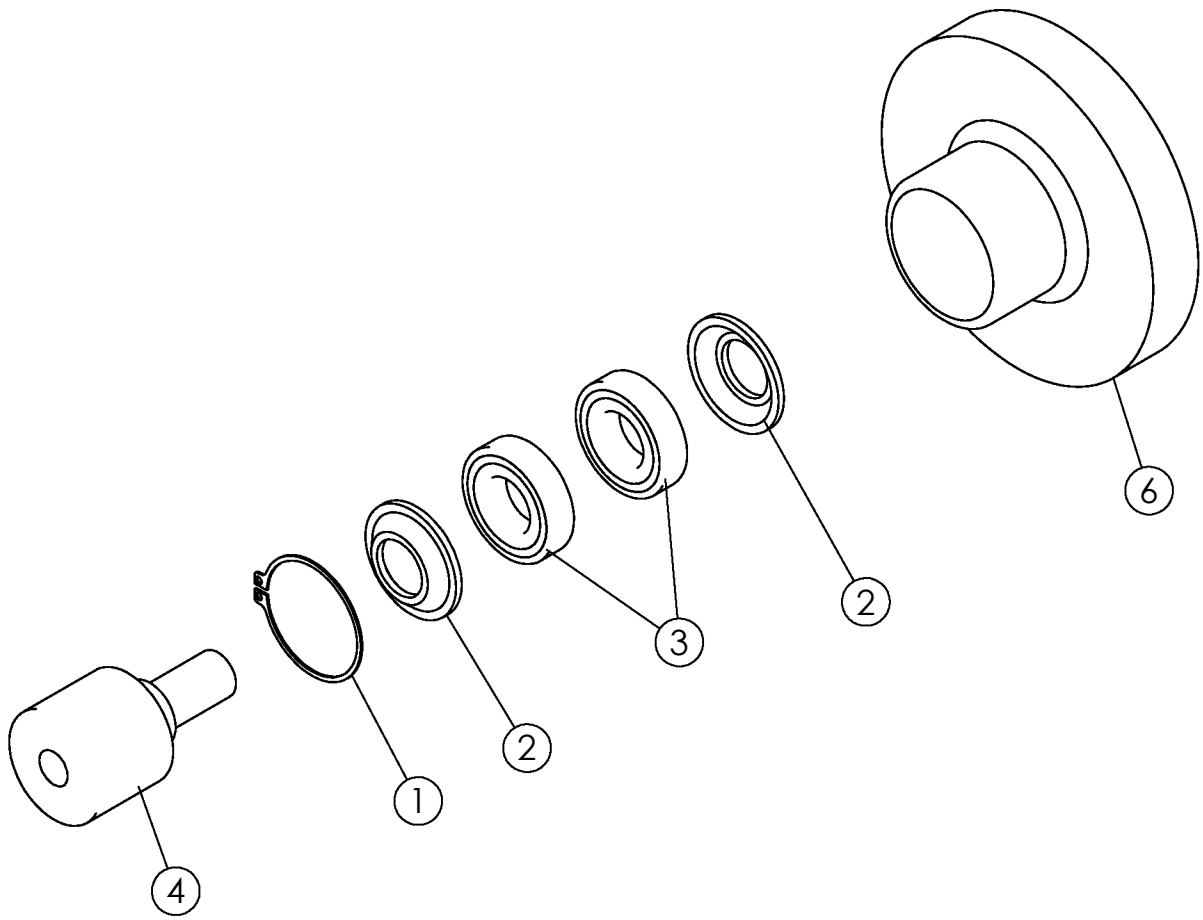
ITEM	PART NO.	DESCRIPTION	QTY
1	56851	IDLEMASTER 8.50 X 1.44	1
2	58806*	BEARING-IDLER	1
3	58805*	SNAP-RING	1

\* COMES WITH ITEM 4



## REVERSE PULLEY #301821

ITEM	PART NO.	DESCRIPTION	QTY
1	301847	WLDMT-REVERSE PULLEY	1
2	56399	BALL-INSERT 1-3/4"	2
3	56400	RETAINING RING	2



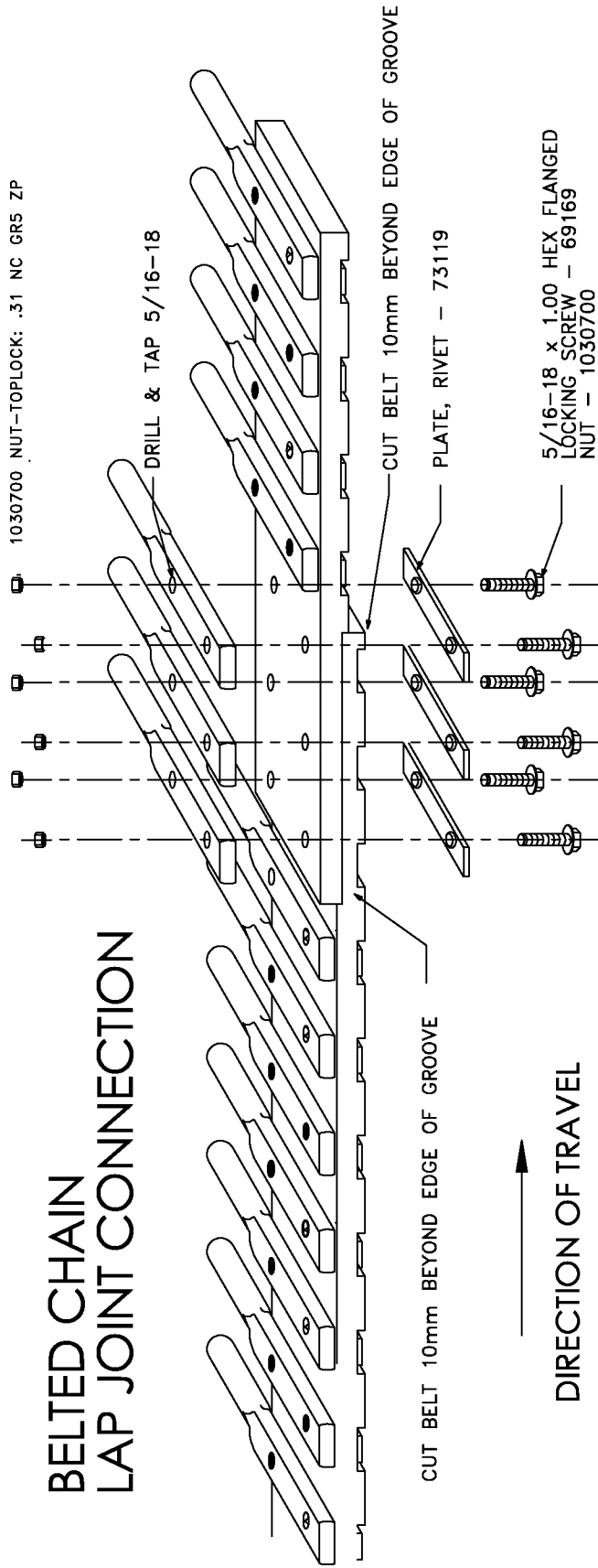
## ROLLER - #54042

ITEM	PART NO.	DESCRIPTION	QTY
1	54151	SNAP RING SR11	1
2	54152	WASHER	2
3	54108	BEARING 2"	2
4	56885	STUB SHAFT LONG	1
5	62702	STUB SHAFT SHORT	1
6	54042*	ROLLER-STEP 6"	1

\* COMES WITH ITEMS 1-5



# BELTED CHAIN LAP JOINT CONNECTION



WARNING : ENSURE THAT SCREWS ARE SUFFICIENTLY TIGHT TO PRODUCE A BULGE AT THE EDGE OF THE BELT OF BETWEEN 1 AND 2mm (SEE DIAGRAM). FAILURE TO DO SO MAY CAUSE PREMATURE FAILURE AND VOID YOUR WARRANTY

.50 Ø RODS DRILL & TAP .313-18

STANDARD CHAIN

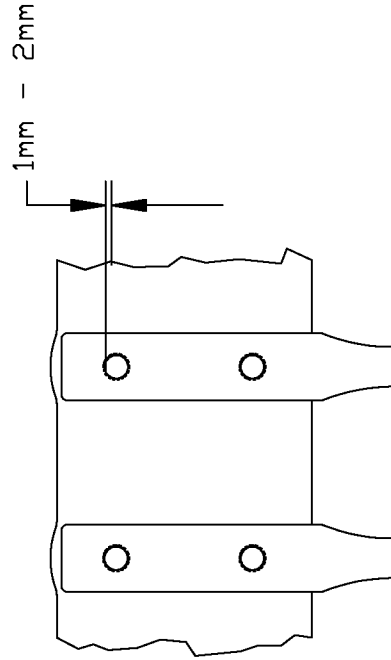
73122 STRAIGHT - ELEVATOR CHAIN

73123 UP - ELEVATOR CHAIN

69336 FLAT - ELEVATOR CHAIN

73163 STRAIGHT - JUMP CHAIN

73313 DOWN - JUMP CHAIN



DOUBLE CHAIN (ELEVATOR CHAIN)

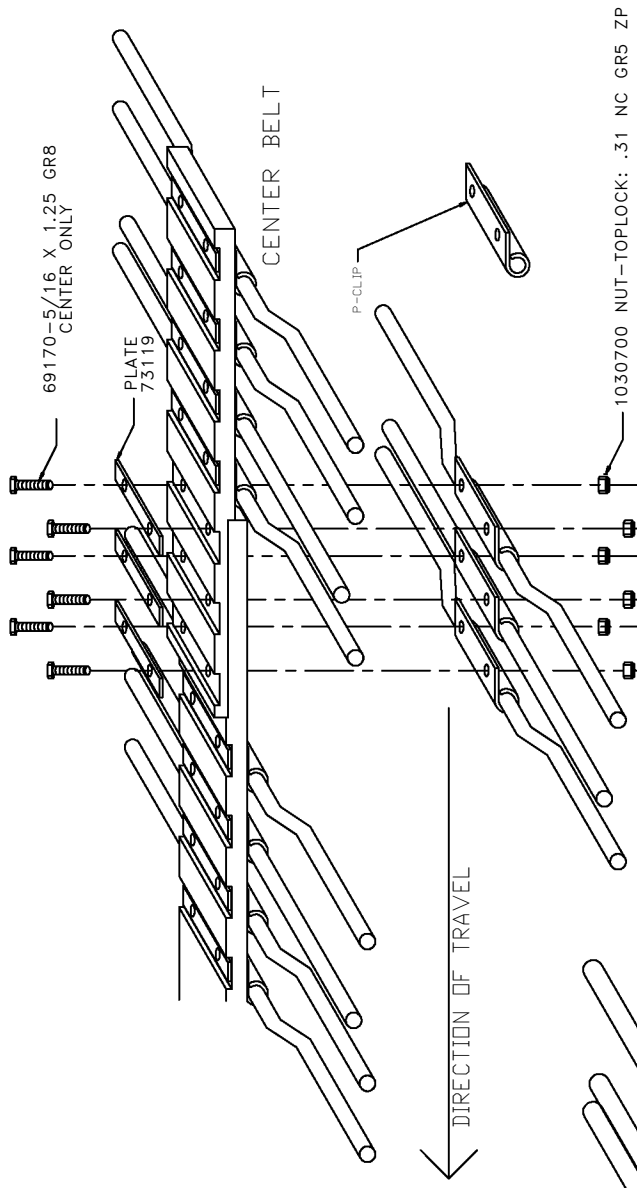
301528 - STRAIGHT

301527 - UP

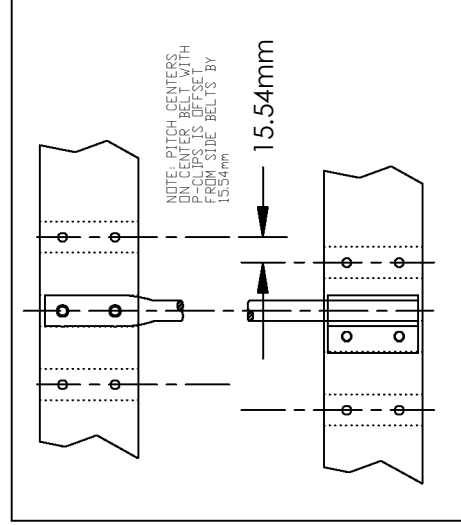
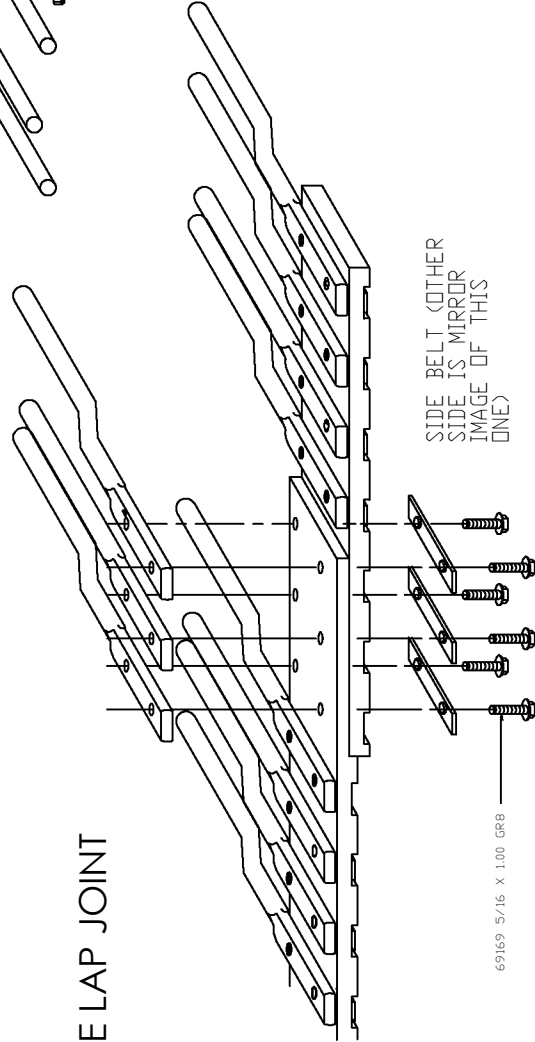
301526 - FLAT

# 3 BELT SCRUB STANDARD CHAIN - LAP JOINT

## CENTER LAP JOINT



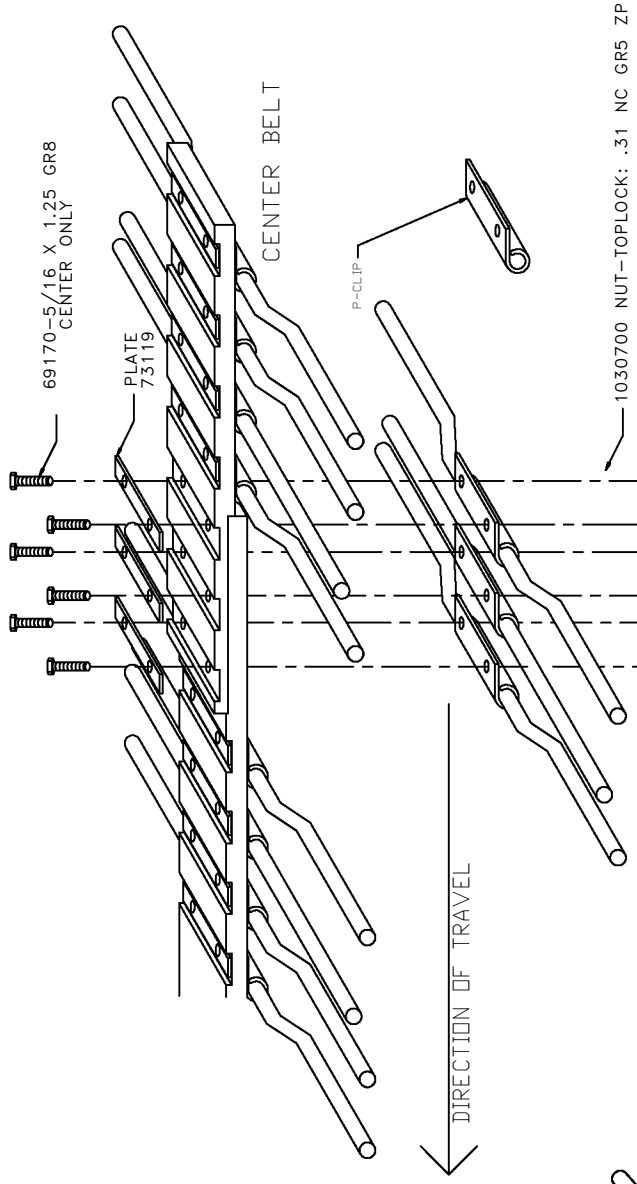
## SIDE LAP JOINT



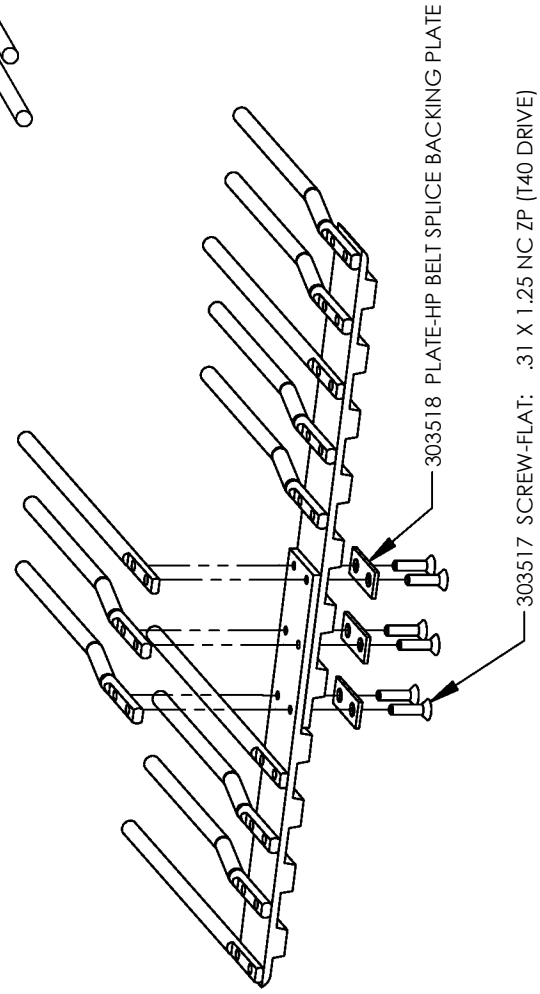
73117 - ROD-BC 1/2 X 64 STRAIGHT 3BELT  
73118 - ROD-BC 1/2 X 64 DOWN 3BELT

# 3 BELT SCRUB 55MM HP CHAIN - LAP JOINT

## CENTER LAP JOINT

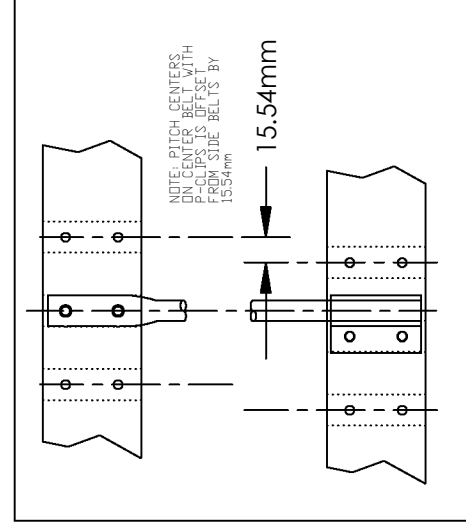


## SIDE LAP JOINT

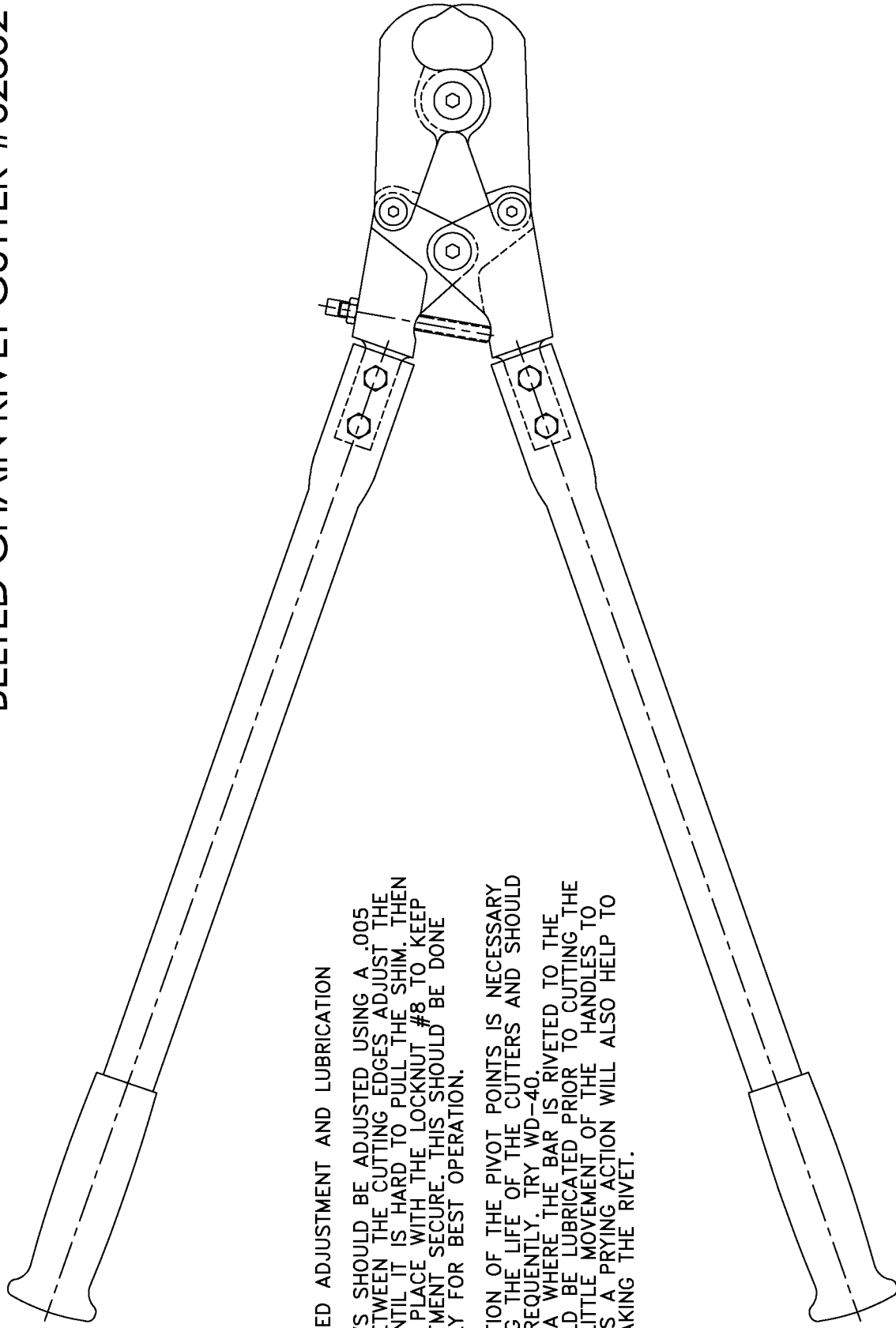


73117 - ROD-BC 1/2 X 64 STRAIGHT 3BELT  
 73118 - ROD-BC 1/2 X 64 DOWN 3BELT

SIDE BELT (OTHER SIDE IS MIRROR IMAGE OF THIS ONE)

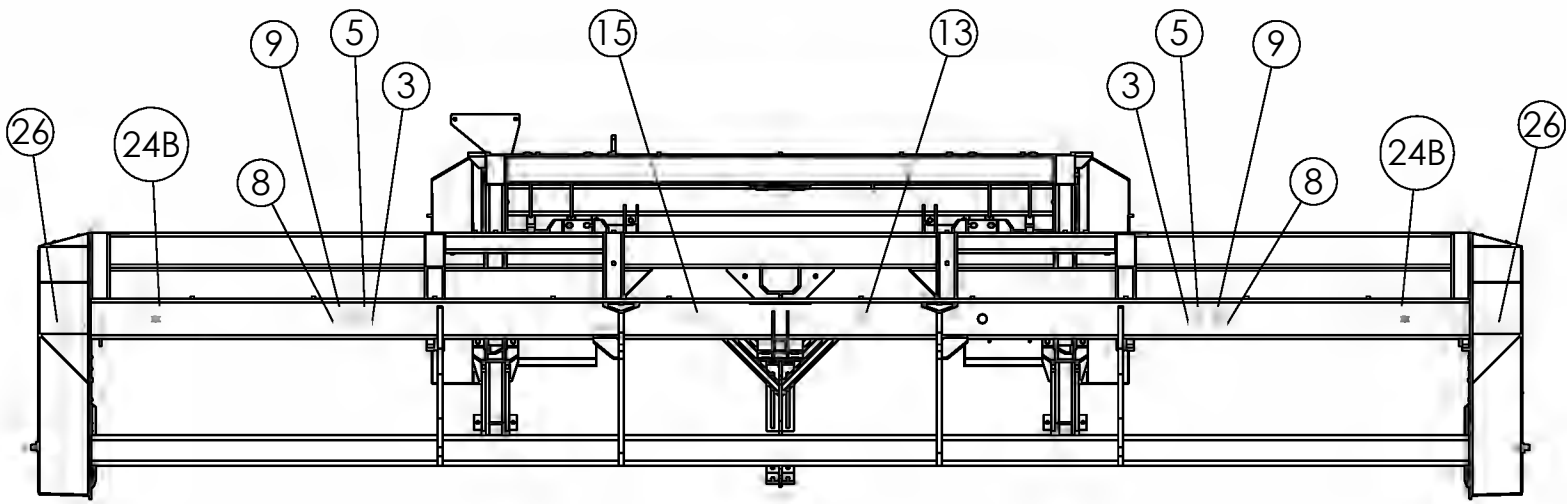


# BELTED CHAIN RIVET CUTTER #62802

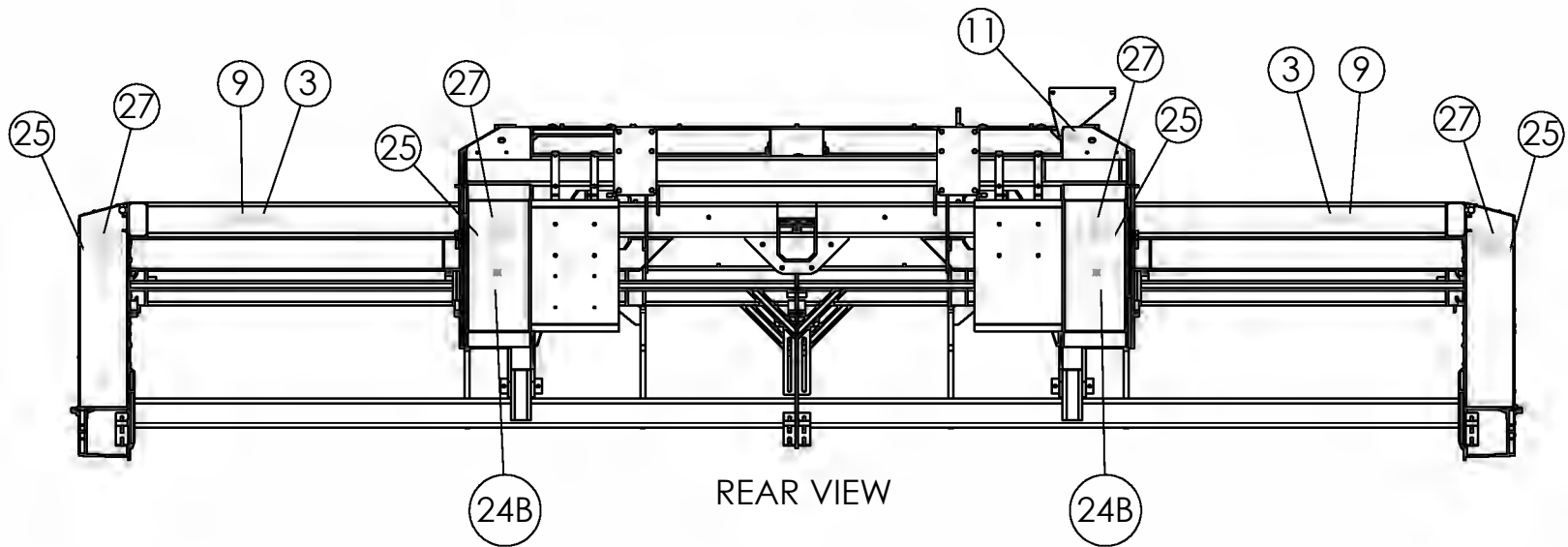


## RECOMMENDED ADJUSTMENT AND LUBRICATION

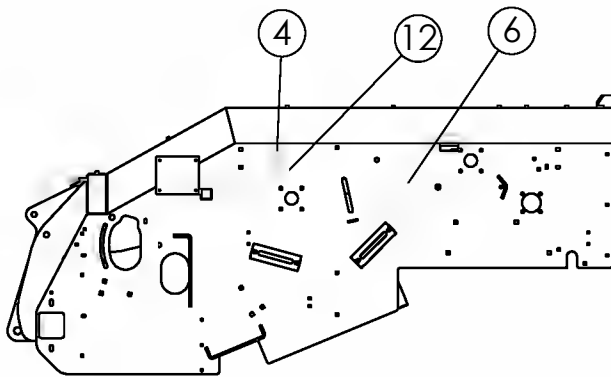
1. THE JAWS SHOULD BE ADJUSTED USING A .005 IN. SHIM BETWEEN THE CUTTING EDGES. ADJUST THE BOLT #7 UNTIL IT IS HARD TO PULL THE SHIM. THEN LOCK IT IN PLACE WITH THE LOCKNUT #8 TO KEEP THE ADJUSTMENT SECURE. THIS SHOULD BE DONE PERIODICALLY FOR BEST OPERATION.
2. LUBRICATION OF THE PIVOT POINTS IS NECESSARY TO PROLONG THE LIFE OF THE CUTTERS AND SHOULD BE DONE FREQUENTLY. TRY WD-40.
3. THE AREA WHERE THE BAR IS RIVETED TO THE BELT SHOULD BE LUBRICATED PRIOR TO CUTTING THE RIVETS. A LITTLE MOVEMENT OF THE HANDLES TO THE SIDE AS A PRYING ACTION WILL ALSO HELP TO FINISH BREAKING THE RIVET.



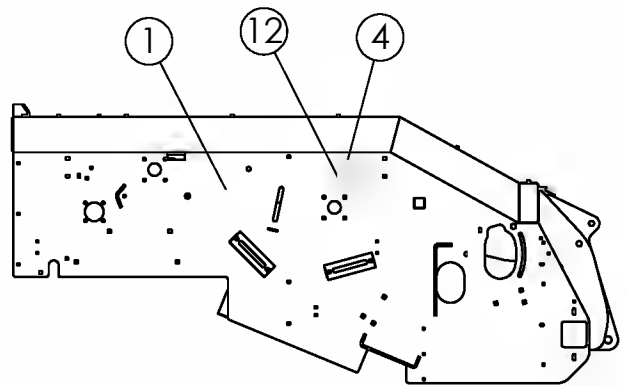
FRONT VIEW



REAR VIEW



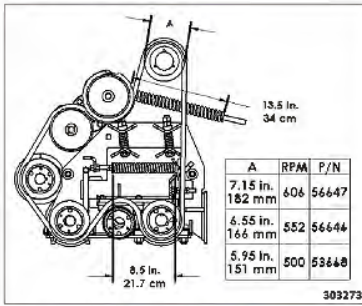
LEFT SIDE  
UNDER DOOR



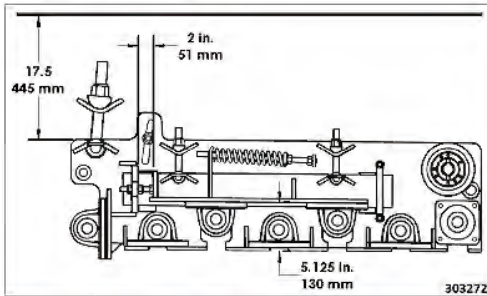
RIGHT SIDE  
UNDER DOOR

# DECALS

1 303273 QTY 1



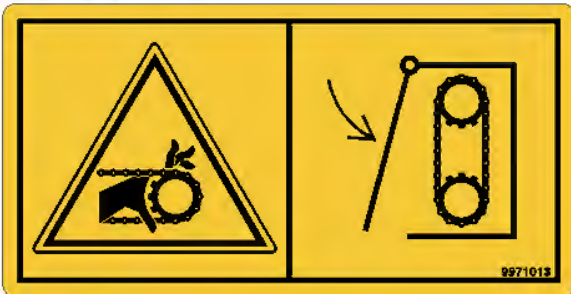
2 303272 QTY 2



3 303263 QTY 4



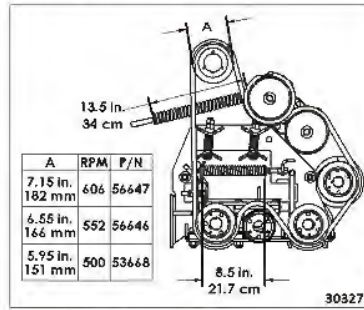
4 9971013 QTY 5



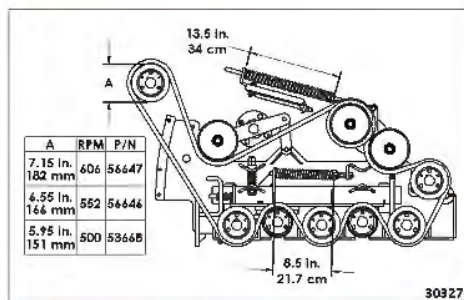
5 303265 QTY 2



6 303274 QTY 1



7 303275 QTY 1



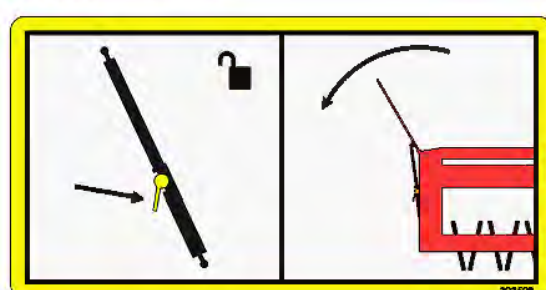
8 9971015 QTY 2



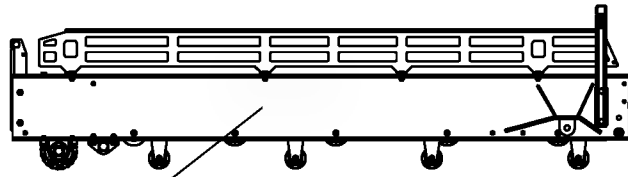
9 303268 QTY 5



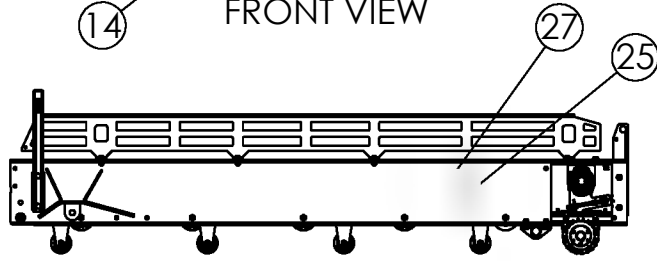
10 303508 QTY 2



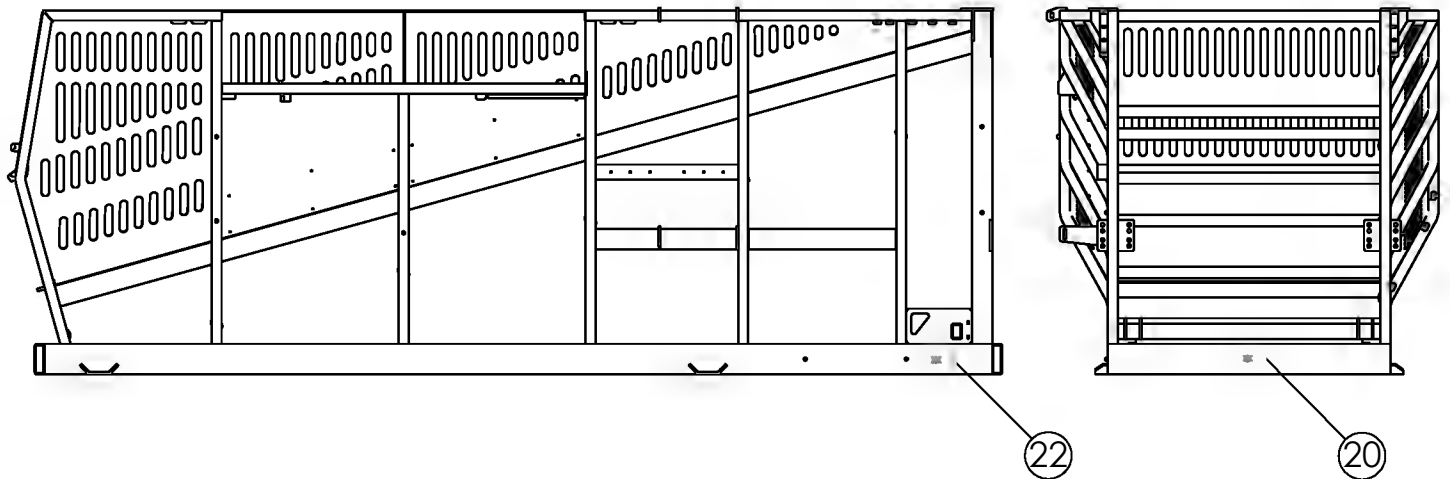
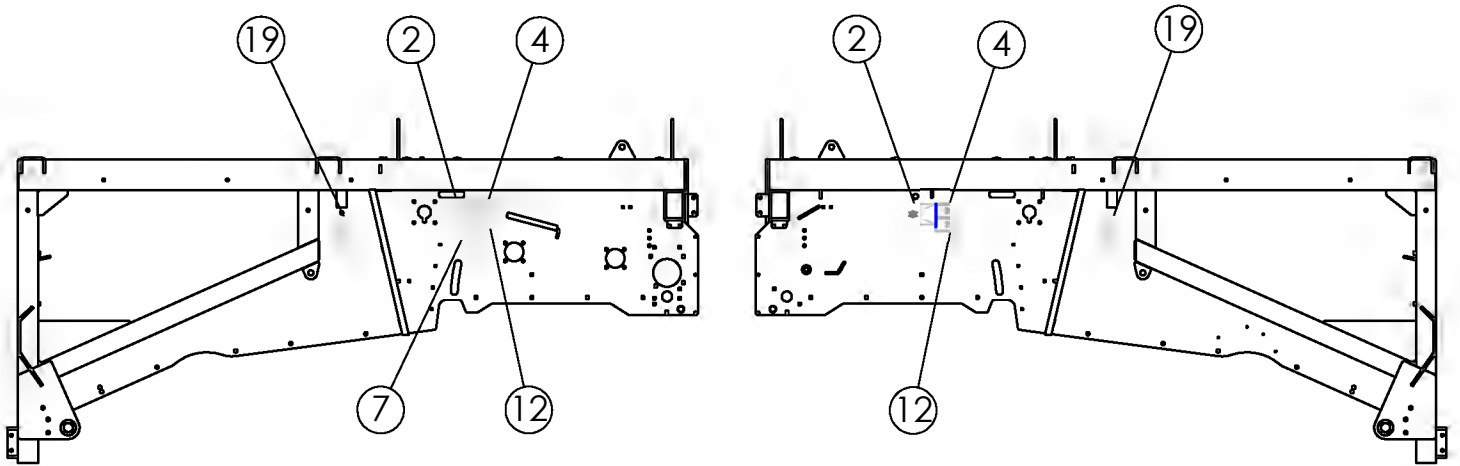
CONTINUED



FRONT VIEW



REAR VIEW



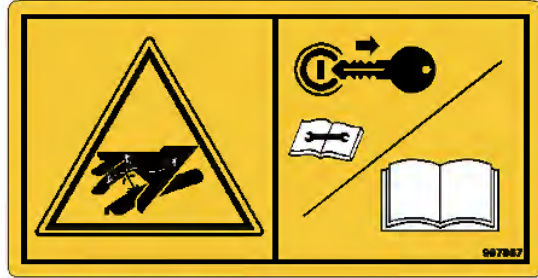


# DECALS (CONTINUED)

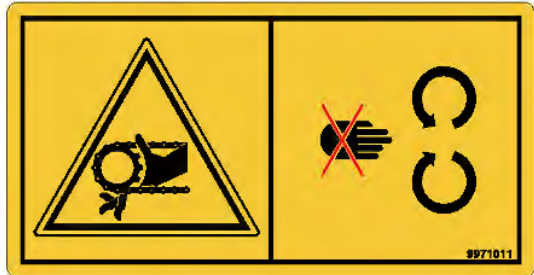
11 303277 QTY 1



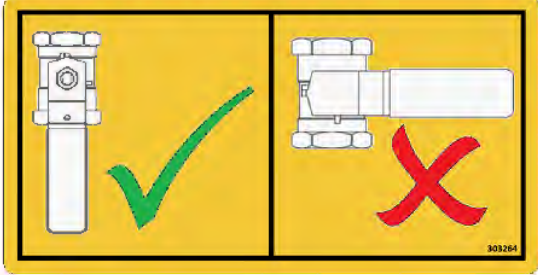
16 997867 QTY 3




12 9971011 QTY 4



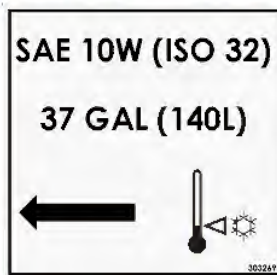
17 303264 QTY 1



13 997861 QTY 1



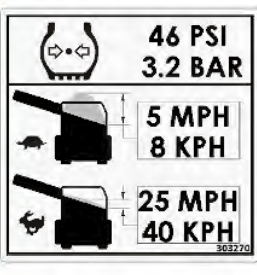
18 303269 QTY 1



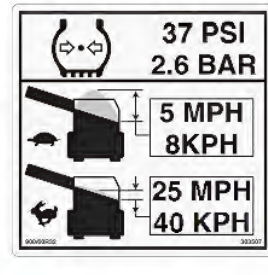
14 9971021 QTY 1




19 303270 QTY 2



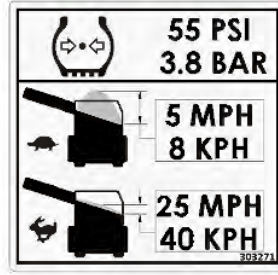
OR 303507



15 997859 QTY 1

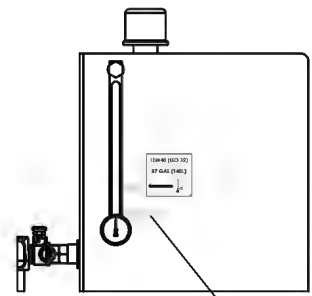
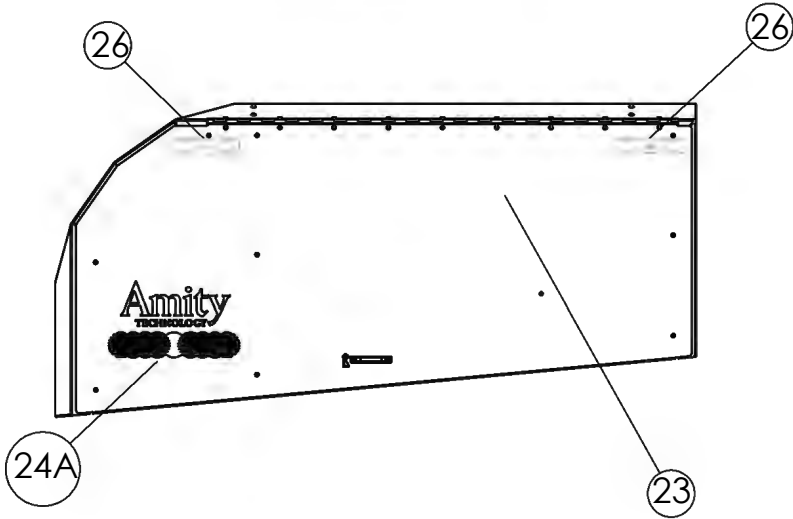
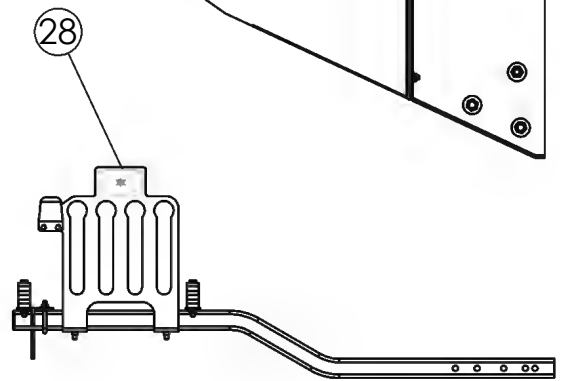
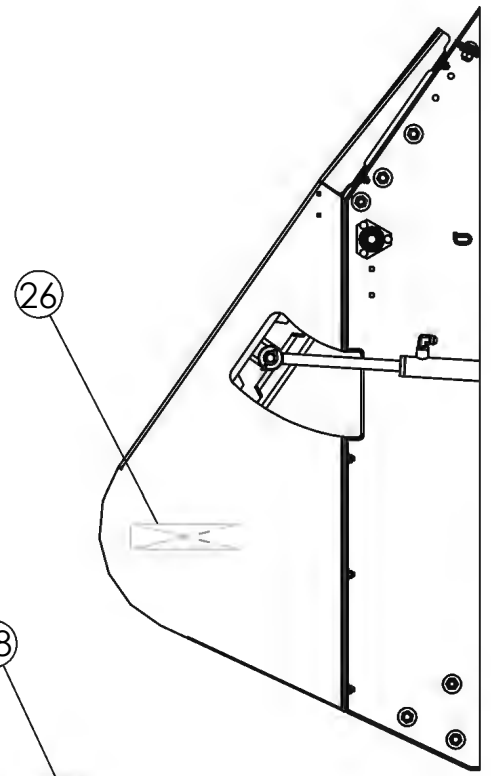
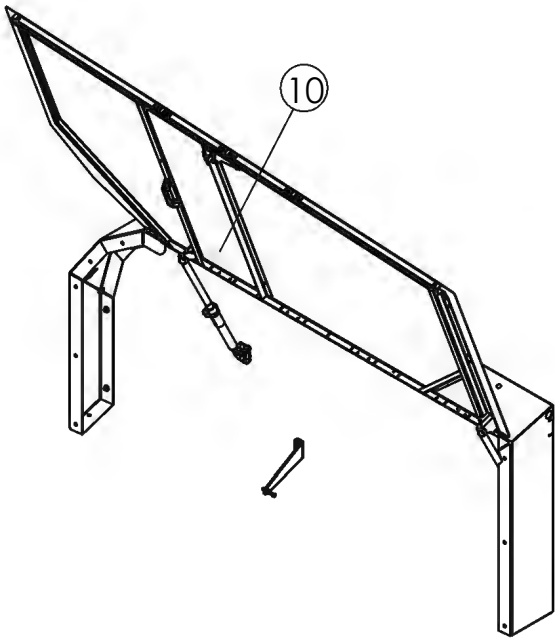


OR 303271

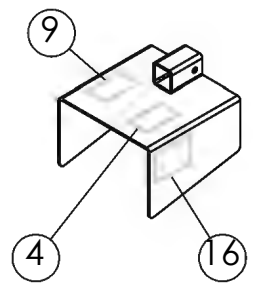
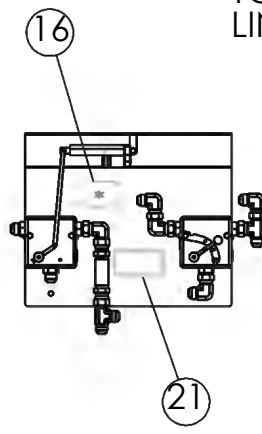
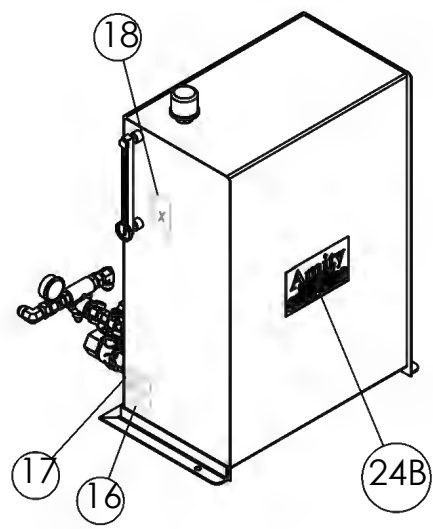


CONTINUED





2" FROM LOW LINE TO FULL COLD LINE

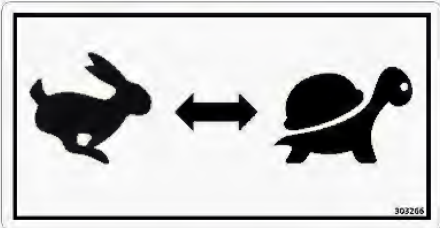


# DECALS (CONTINUED)

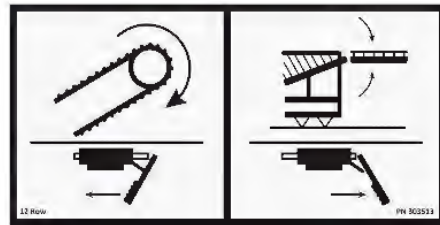
20 9971025 QTY 1



21 303266 QTY 1



22 303513 QTY 1




23 303503 LH QTY 1  
303504 RH NOT SHOWN QTY 1



24A 303505 QTY 2 LOGO LARGE  
24B 63465 QTY 5 LOGO SMALL



25 65330 RED QTY 5



26 65331 YELLOW QTY 8



27 65332 RED/ORANGE QTY 5



28 302233 QTY 2

**HRV Hose Color Chart-ADC**

Black	Hitch or Fasse Valve
Blue	Row Finder Constant
Yellow	Row Finder Override
Green	Elevator
Orange	Active Depth Control
Red	Steering Option
Black/ Orange	Jump Chain Option
Red/ Green	Grabroll Option
Blue/ Yellow	Drive Wheel Option

PN: 302233

OR 302240

**HRV Hose Color Chart-Rear Lift**

Black	Hitch or Fasse Valve
Blue	Row Finder Constant
Yellow	Row Finder Override
Green	Elevator
Orange	Lift or Left Rear Lift
Red	Steering or Right Rear Lift
Black/ Orange	Jump Chain Option
Red/ Green	Grabroll Option
Blue/ Yellow	Drive Wheel Option

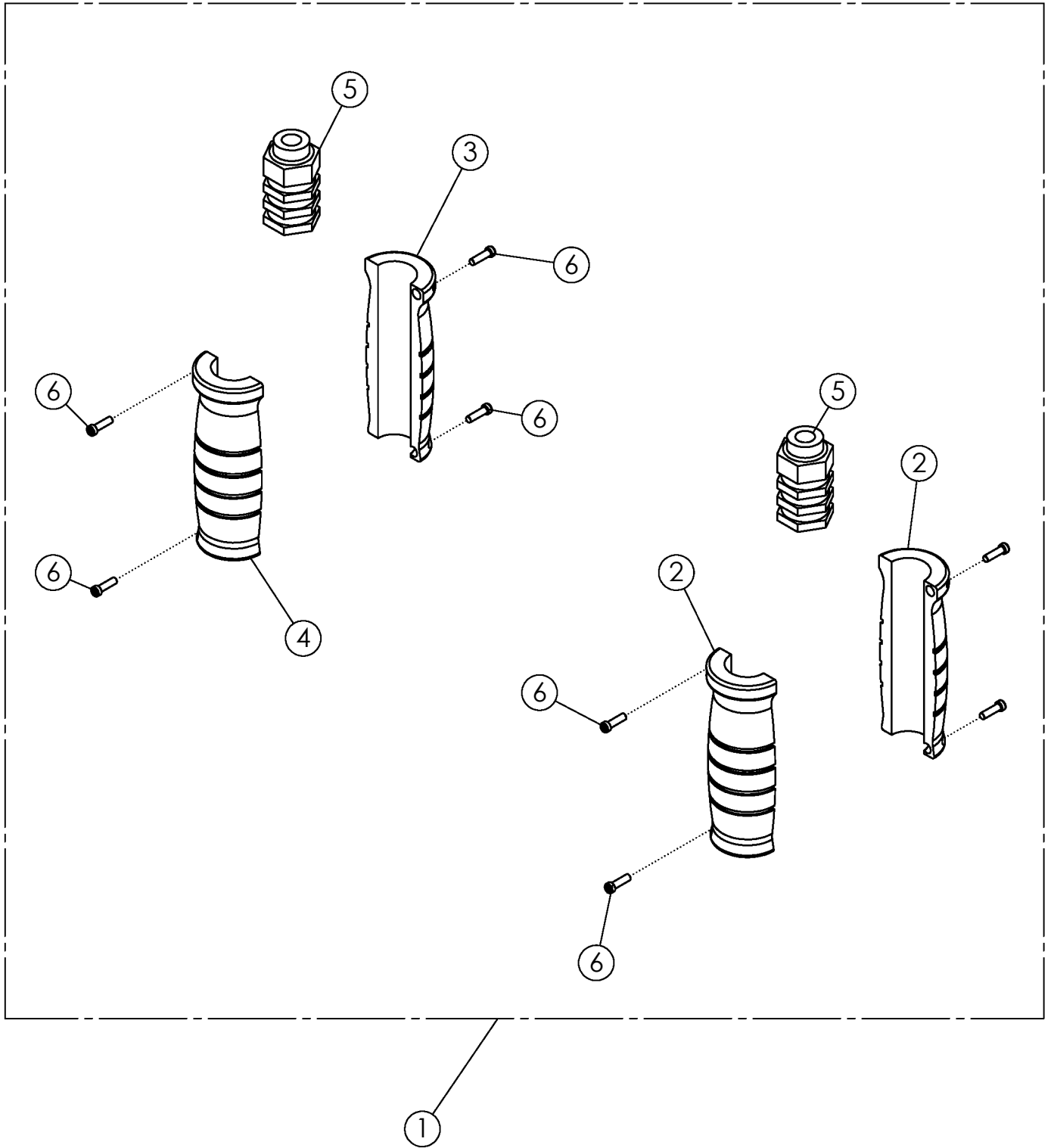
PN: 302240

OR 302239

**HRV Hose Color Chart-Steering**

Black	Hitch or Fasse Valve
Blue	Row Finder Constant
Yellow	Row Finder Override
Green	Elevator
Orange	Left Steering Option
Red	Steering or Right Steering
Black/ Orange	Jump Chain Option
Red/ Green	Grabroll Option
Blue/ Yellow	Drive Wheel Option

PN: 302239



<b>HYDRAULIC LABEL ASSY</b>			
<b>ITEM</b>	<b>PART NO.</b>	<b>DESCRIPTION</b>	<b>QTY</b>
1	301920*	HYD LABEL: .50 ORANGE/GRAY SET	1
	301902*	HYD LABEL: .50 BLUE/GRAY SET	
	301917*	HYD LABEL: .50 YELLOW/GRAY SET	
	301914*	HYD LABEL: .50 GREEN/GRAY SET	
	301911*	HYD LABEL: .50 BLACK/GRAY SET	
	301908*	HYD LABEL: .50 RED/GRAY SET	
	302230*	HYD LABEL: .50 RED/GREEN SET	
	302226*	HYD LABEL: .50 BLACK/ORANGE SET	
	302227*	HYD LABEL: .50 BLUE/YELLOW SET	
	301923*	HYD LABEL: .75 GREEN/GRAY SET	
	301928*	HYD LABEL: .75 YELLOW/GRAY SET	
2	301915	HYD LABEL: .50 GREEN HALF EXTEND	2
	301903	HYD LABEL: .50 BLUE HALF EXTEND	
	301909	HYD LABEL: .50 RED HALF EXTEND	
	301918	HYD LABEL: .50 YELLOW HALF EXTEND	
	301921	HYD LABEL: .50 ORANGE HALF EXTEND	
	301912	HYD LABEL: .50 BLACK HALF EXTEND	
	301921	HYD LABEL: .50 ORANGE HALF EXTEND	
	301925	HYD LABEL: .75 GREEN HALF EXTEND	
	301929	HYD LABEL: .75 YELLOW HALF EXTEND	
	302304	HYD LABEL: .75 RED HALF EXTEND	
3	301916	HYD LABEL: .50 GREEN HALF RETRACT	1
	301904	HYD LABEL: .50 BLUE HALF RETRACT	
	301910	HYD LABEL: .50 RED HALF RETRACT	
	301919	HYD LABEL: .50 YELLOW HALF RETRACT	
	301922	HYD LABEL: .50 ORANGE HALF RETRACT	
	301913	HYD LABEL: .50 BLACK HALF RETRACT	
	301922	HYD LABEL: .50 ORANGE HALF RETRACT	
	301926	HYD LABEL: .75 GREEN HALF RETRACT	
	301930	HYD LABEL: .75 YELLOW HALF RETRACT	
	302305	HYD LABEL: .75 RED HALF RETRACT	
4	301905	HYD LABEL: .50 GRAY HALF RETRACT	1
	301927	HYD LABEL: .75 GRAY HALF RETRACT	
5	301906	HYD LABEL: .50 CORE M & F O-RING	2
	301924	HYD LABEL: .75 CORE M & F O-RING	
6	301907	HYD LABEL: SET SCREW	8

\* COMES WITH ITEMS 2 THRU 6