

PARTS MANUAL

2023

2200 HARVESTER SCRUB
EXPORT
6 ROW 45 NT



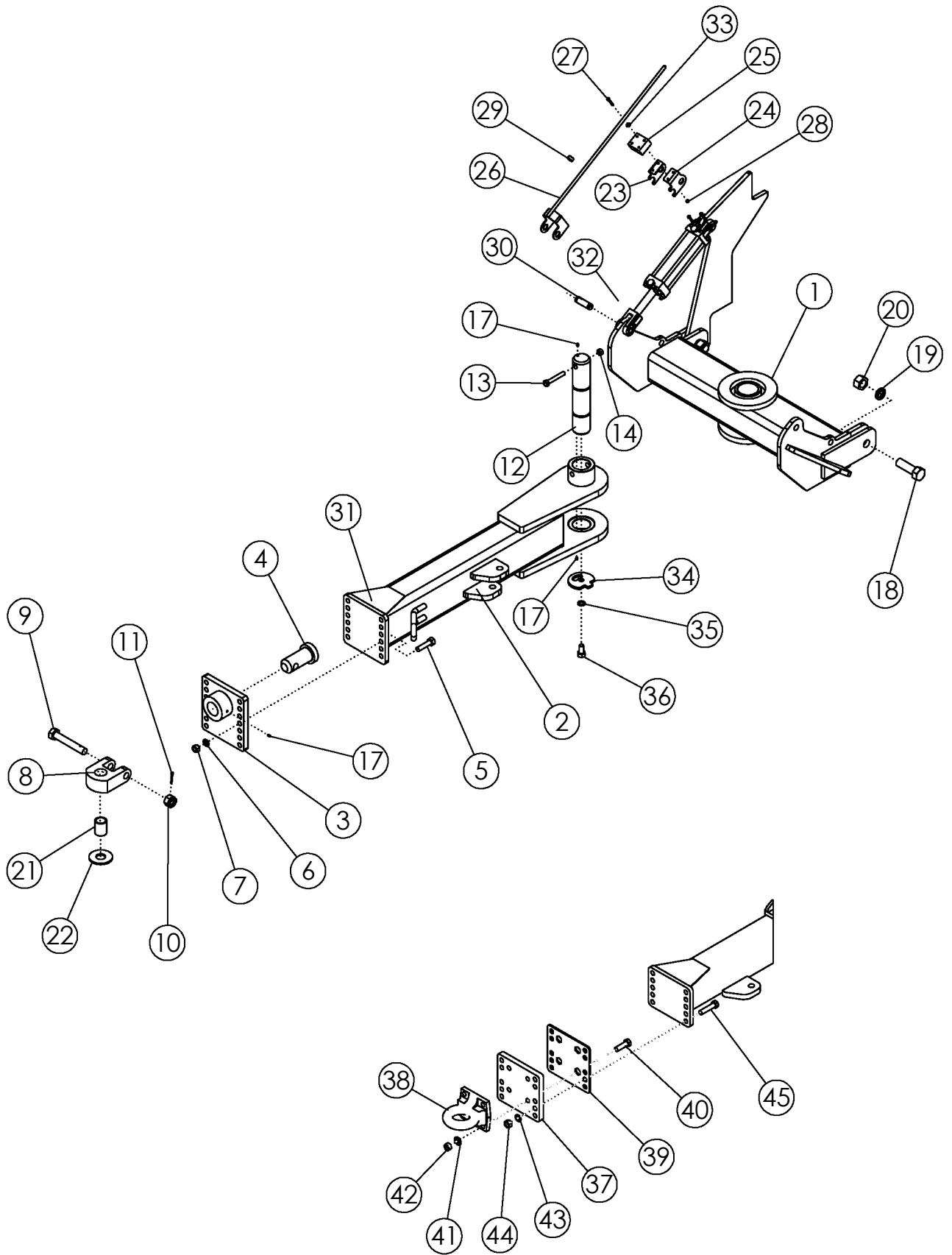
2800 7th Avenue North
Fargo, ND 58102

Phone: (701) 232-4199
Fax: (701) 234-1716
www.amitytech.com



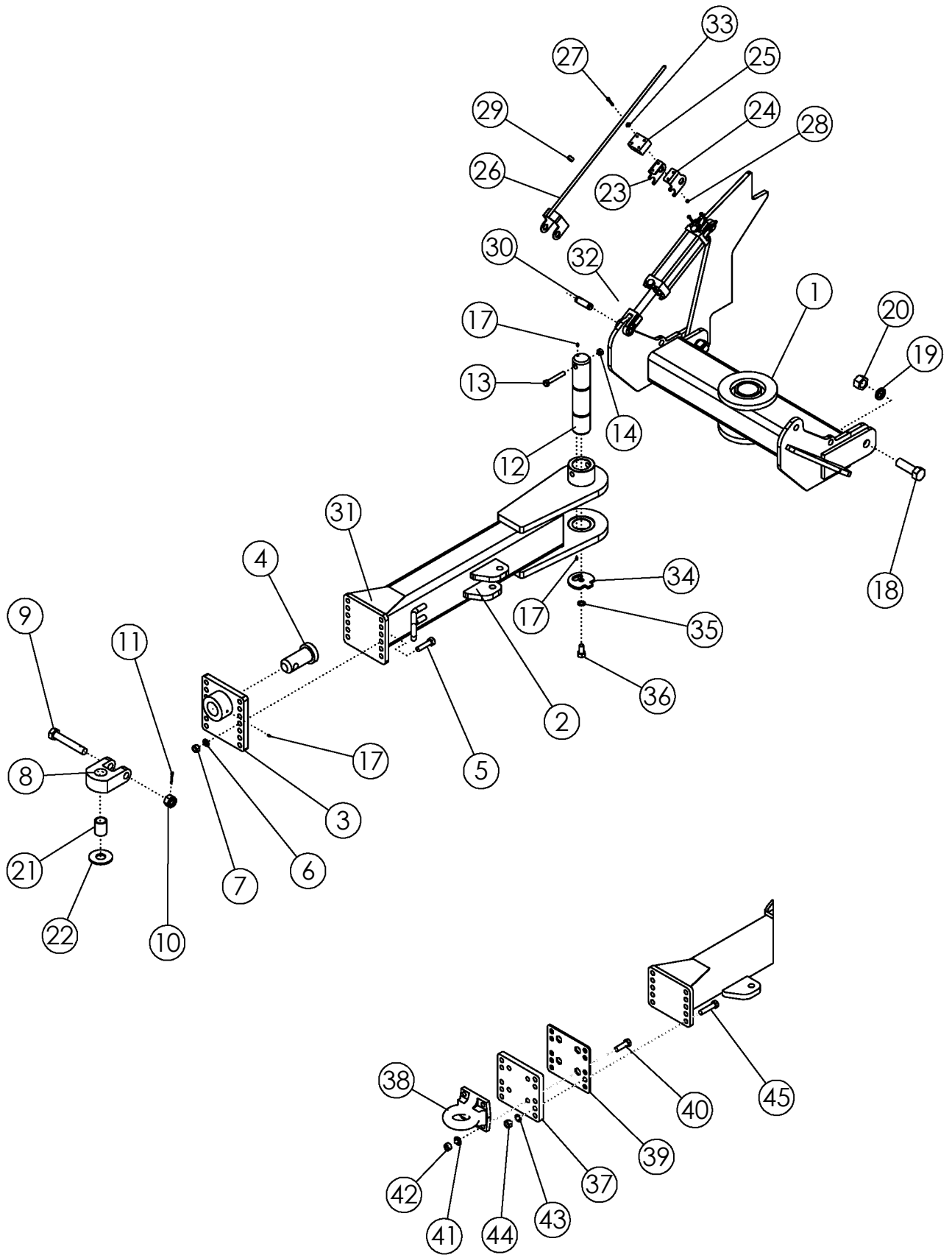
TABLE OF CONTENTS

HITCH	1-4
LIFTER STRUT	5-6
ROWFINDER	7-10
GUARDS AND SHIELDS	11-18
APRON SHAFT	19-20
PADDLE SHAFT	21-24
CLEANING ROLLS	25-26
CLEANING ROLL MOUNTHING PACKAGE	27-28
MAIN DRIVE 6R45	29-30
CLEANING ROLL DRIVE	31-32
APRON/PADDLE SHAFT DRIVE	33-34
ASSY-JACKSHAFT	35-36
TANK ASSEMBLY 6R45	37-38
ELEVATOR ASSEMBLY	39-40
BOOM WITH FOLDING WALLS	41-42
ASSY-CHAIN REDUCTION	43-44
REAR SCRUB ASSEMBLY	45-46
ASSY-SCRUB PENDULUM	47-48
ASSY-SCRUB PENDULUM LARGE	49-50
BELTED CHAIN 56MM / 50MM G2 SCRUB	51-52
REAR SCRUB DRIVE: DUAL MOTOR	53-54
STRUT STEERABLE SINGLE TIRE	55-56
HITCH HYDRAULICS	57-58
DUAL ROWFINDER HYDRAULICS	59-60
TANK HYDRAULICS	61-62
HYDRAULIC TANK	63-64
CYLINDER STOP KIT	65-66
LIGHT KIT	67-68
BOLT-ON STAND	69-70
REAR SCRUB GUARD ASSEMBLY	71-72
PTO DRIVELINE #301575 1.375"-21	73-74
GEARBOX (1.81:1) #63846(PRIMARY)	75-76
GEARBOX (1.35:1) #63847(SECONDARY)	77-78
GEARBOX (1:1.35) # 63848(REAR SCRUB)	79-80
SELECTOR VALVE #58470	81-82
ROW FINDER VALVE #301150	83-84
SPROCKET #54824/BELT TIGHTENER #56422	85-86
SLIP CLUTCH (IN-LINE) #57926	87-88
SLIP CLUTCH/SPOCKET#57993, #58335	87-88
IDLER PULLEY #56406 / SPROCKET IDLER #56851	89-90
REVERSE PULLEY #301821	91-92
ROLLERS	93-94
BELTED CHAIN LAP JOINT CONNECTION	95-96
REPAIR KIT - BELTED CHAIN #59180	97
TOOLS	99-100
DECALS	101-106
HYDRAULIC LABEL ASSY	107-108



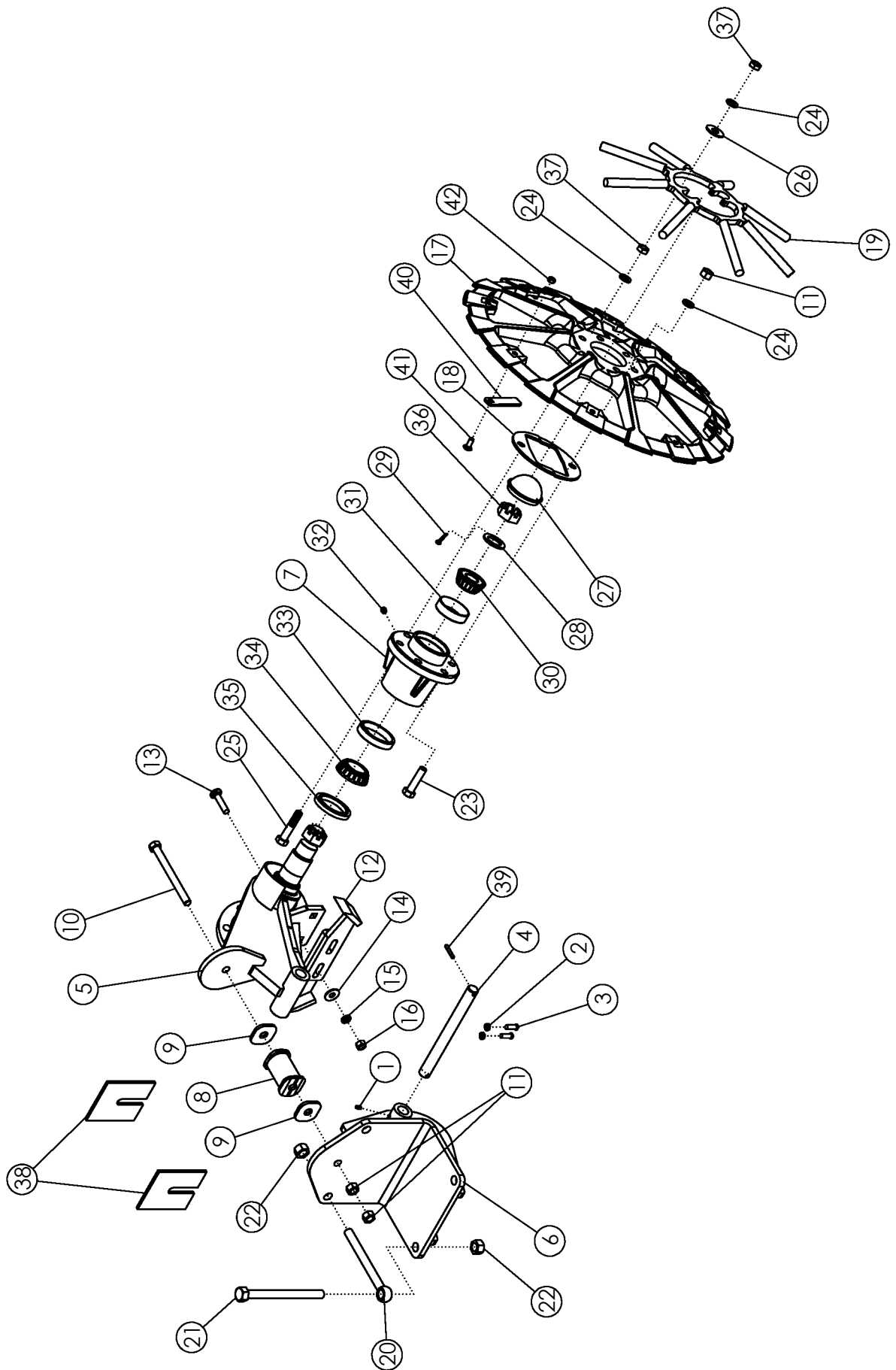
HITCH

ITEM	PART NO.	DESCRIPTION	QTY
1	302418	WLDMT-HITCH PIVOT 6R/8R EXP	1
2	301582	WLDMT - DRAWPOLE EXTENDED	1
3	57930	WLDMT-HITCH PLATE	1
4	62101	WLDMT-PIN	1
5	1012059	BOLT-HEX: .75 X 3.00 NC GR5 ZP	6
6	1012061	WASHER-LOCK: .75 ZP	6
7	1011620	NUT-HEX: .75 NC GR2 ZP	6
8	64476	PLATE-PULL HITCH	1
9	62477	BOLT-HITCH DRILLED	1
10	62088	NUT-SLOTTED: 1.13 NC GR5 ZP	1
11	1013473	PIN-COTTER: .19 X 2.00 ZP	1
12	301590	PIN-HITCH PIVOT	1
13	1015117	BOLT-HEX: .63 X 4.00 NC GR8 ZP	1
14	1016595	NUT-TOPLOCK: .63 NC GR5 ZP	1
15	1030756	BOLT-HEX: 1.25 X 10.50 NC GR5 ZP	1
16	1030759	NUT-TOPLOCK: 1.25 NC ZP	1
17	1011748	ZERK - GREASE: .25 UNF STRAIGHT	5
18	1030757	BOLT-HEX: 1.63 X 4.25 NC GR5 ZP	2
19	1030760	WASHER-LOCK: 1.38 ZP	2
20	1030758	NUT-HEX: 1.38 NC ZP	2
21	64614	SLEEVE 1.63 (OPTIONAL TO FIT TRACTOR)	1
22	58925	WASHER-HARDENED 4.000 X 1.63	1
	68645	WASHER-FLAT: 2.00 ZP GR8	
23	63995	TOP_BRACKET - RH	1
24	63996	TOP_BRACKET - LH	1
25	63383	POLY GUIDE BLOCK	1
26	63999	WLDMT - BOTTOM_BRACKET	1
27	1016211	BOLT-HEX: .25 X 2.00 NC GR5	4
28	1030946	NUT-TOPLOCK: .25 NC GR5 ZP	4
29	63359	COLLAR-SET: .56 ZP	1
30	63406	PIN-CLEVIS: 1.00 X 4.00 ZP	2
31	52248R	DECAL-CAUTION	1
32	63405	DECAL-DEPTH GAUGE	1
33	1020416	WASHER-FLAT: .25 ZP	4
34	303568	PLATE-HITCH PIN RETAINER	1
35	1012061	WASHER-LOCK: .75 ZP	1
36	58367	BOLT-HEX: .75 X 1.50 NC GR5 ZP	1



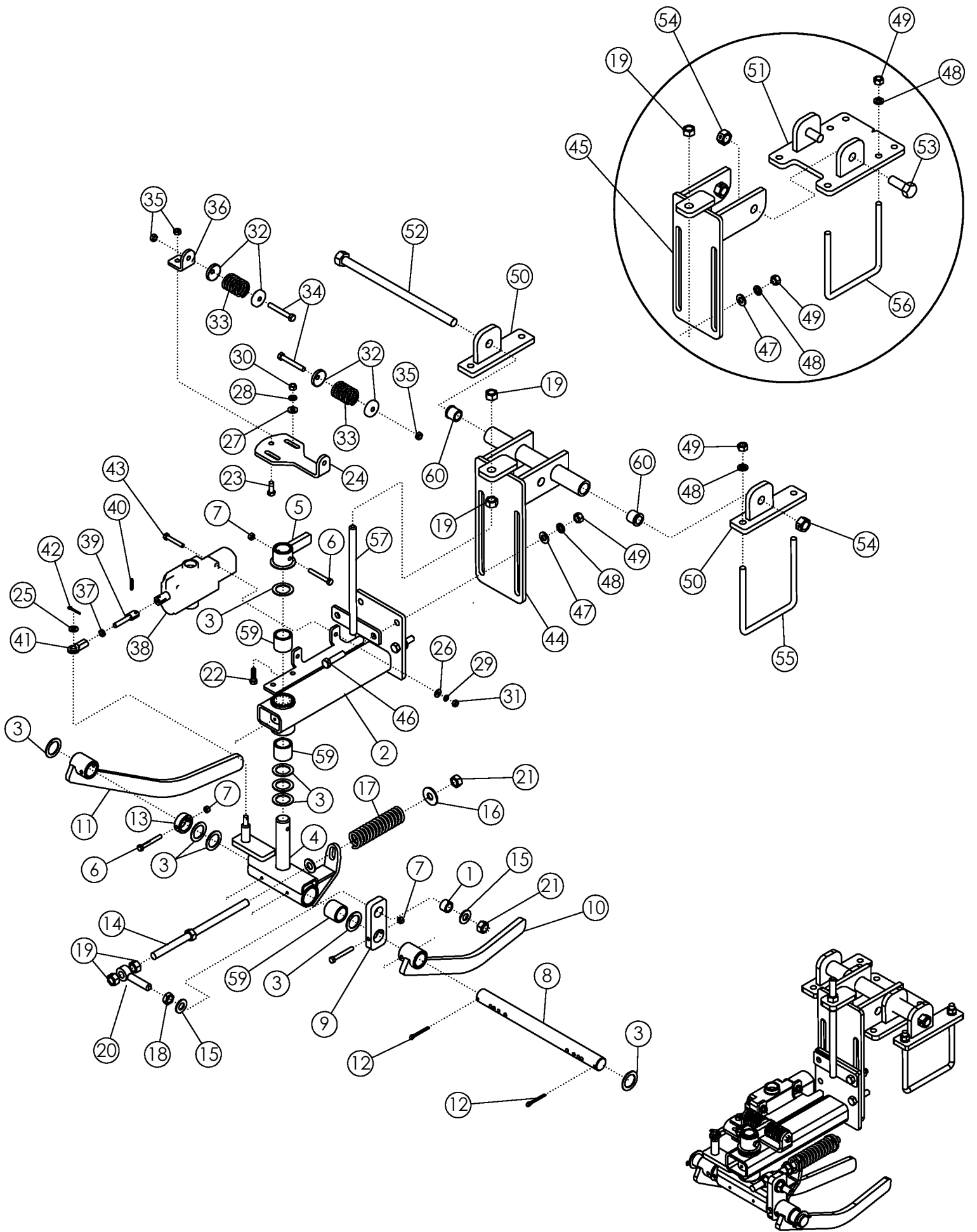
PINTLE HITCH

ITEM	PART NO.	DESCRIPTION	QTY
37	64201	PLATE - MOUNT	1
38	64200	HITCH-PINTLE	1
39	64254	PLATE - MOUNT	1
40	62096	BOLT-HEX: .75 X 2.50 NC GR8 ZP	4
41	1021584	WASHER-FLAT: SAE .75 ZP	4
42	1011434	NUT-TOPLOCK: .75 NC GR8 ZP	4
43	1012061	WASHER-LOCK: .75 ZP	6
44	1011620	NUT- HEX: .75 NC	6
45	1032271	BOLT-HEX: .75 X 3.25 NC GR5 ZP	6



LIFTER STRUT

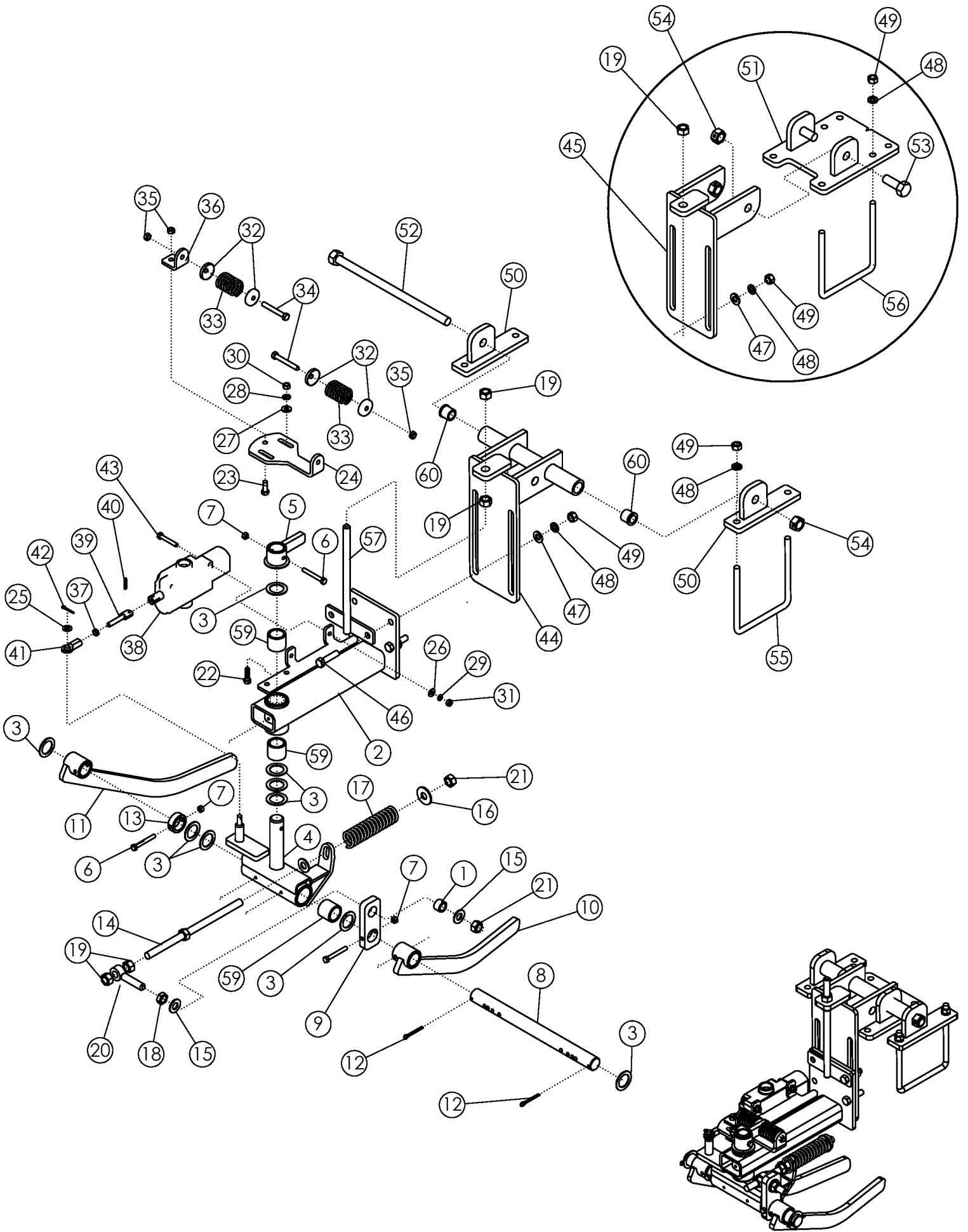
ITEM	PART NO.	DESCRIPTION	QTY
1	1011748	ZERK - GREASE: .25 UNF STRAIGHT	2
2	1013519	NUT-JAM: .38 NC GR2 ZP	2
3	50813	SCREW-SET: SQ HD .38 X 1.00 ZP	2
4	69907	SHAFT-STRUT	1
5	63615	WLDMT-LIFTER STRUT	1
6	50146	WLDMT-STRUT BRACKET	1
7	63655	HUB_LIFTER WHEEL MACHINED	2
8	50134	WLDMT-SPACER	1
9	50137	WASHER	2
10	1030761	BOLT-HEX: .63 X 7.00 NC GR 8 ZP	1
11	1011578	NUT-HEX: .63 NC GR2 ZP	9
12	64369	WLDMT-SCRAPER ARM	2
13	64685	BOLT-CRG: .50 X 2.25 NC GR5 ZP	2
14	1014443	WASHER-FLAT: .50 ZP	2
15	1011581	WASHER-LOCK: .50 ZP	2
16	1011577	NUT-HEX: .50 NC GR5 ZP	2
17	69855	LIFTER WHEEL-MACH (FILLER)	2
18	50747	PLATE-LIFTER WHEEL SPACER	AR
19	63880	WLDMT-WHEEL FILLER	2
20	64135	BOLT-EYEBOLT: .75 X 8.00 ZP	2
21	64136	BOLT-HEX: .75 X 8.50 NC GR5 ZP	2
22	1017000	NUT-TOPLOCK: .75 NC GR5 ZP	4
23	1024447	BOLT-HEX: .63 X 2.75 NC GR5 ZP	8
24	1011813	WASHER-LOCK: .63 ZP	16
25	1011624	BOLT-HEX: .63 X 3.00 NC GR5 ZP	4
26	1013024	WASHER-FLAT: .63 ZP	4
27	63624	HUB CAP-ROUNDED	2
28	1030765	BUSHING-MACH: 1.38 NR 10GA NP	2
29	64012	PIN-COTTER: .25 X 3.00 NP	2
30	53633	CONE-BEARING OUTER	2
31	53635	CUP-BEARING OUTER	2
32	1030766	ZERK-GREASE: .13 NPT STRAIGHT	2
33	53636	CUP-BEARING INNER	2
34	53634	CONE-BEARING INNER	2
35	53632	SEAL	2
36	1016367	NUT-HEX: SLOT 1.38 NF GR2 NP	2
37	1026259	NUT-JAM: .63 NC GR2 ZP	9
38	50139	PLATE-LIFTER STRUT SPACER	AR
39	59398	PIN-ROLL: .25 X 1.50 ZP	2
40	300097	PLATE-LIFTER WHEEL FILLER	16
41	59488	BOLT-CRG: .38 X 1.00 NC GR5 ZP	16
42	1016999	NUT-TOPLOCK: .38 NC GR5 ZP	16



HYDRUALIC ROW FINDER

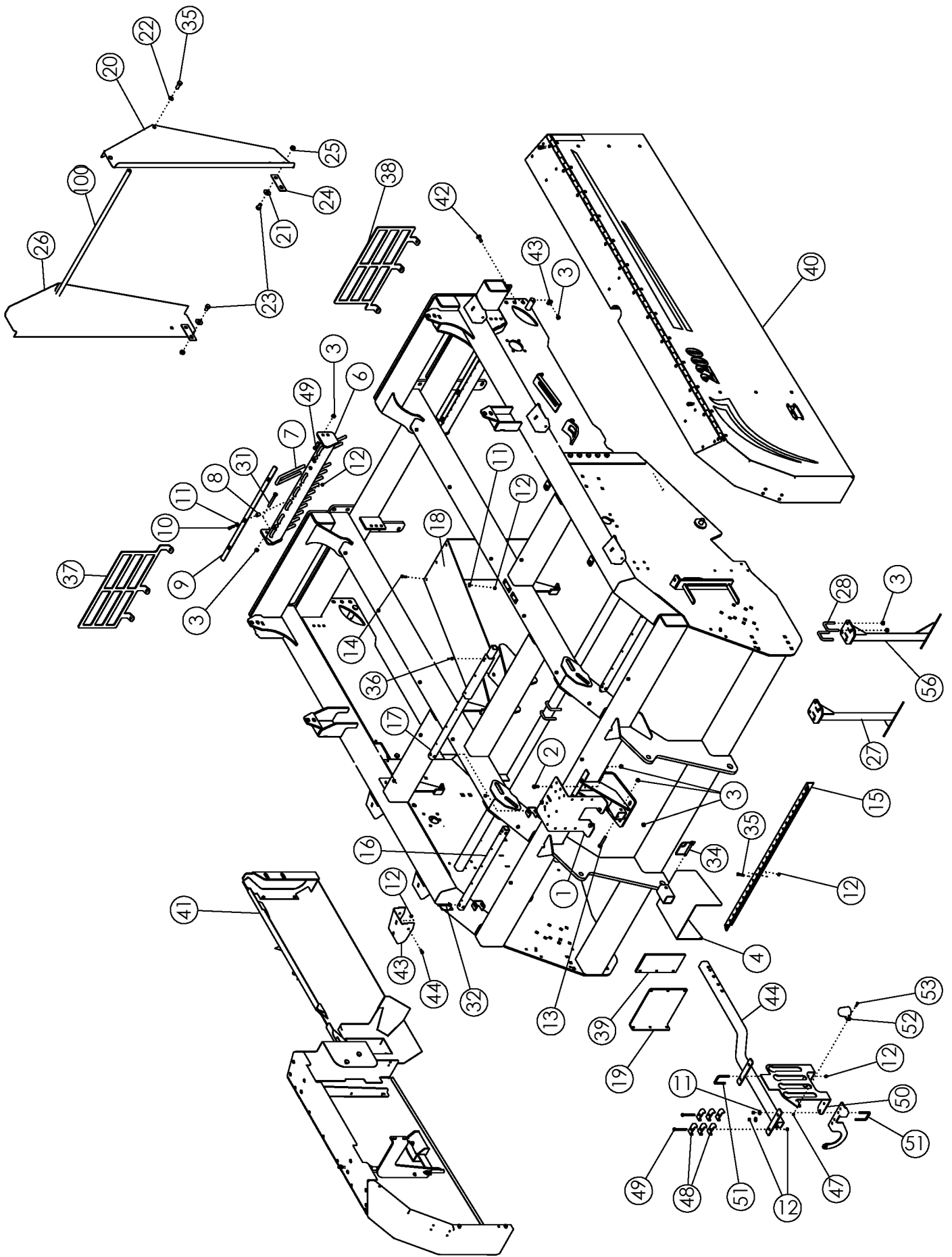
ITEM	PART NO.	DESCRIPTION	QTY
1	52567	BUSHING-ZP	1
2	62520	ASSY-ROW FINDER MAIN FRAME W/BUSHINGS	1
3	55206	BUSHING-MACH: 1.25 NR 14GA	9
4	51139	ASSY-WLDMT-SWVEL W/BUSHINGS	1
5	51130	WLDMT-FLIPPER	1
6	301748	BOLT-HEX: .31 X 2.50 NC GR8 ZP	5
7	301749	NUT-TOPLOCK: .31 NC GR8 ZP	5
8	51690	SHAFT ZP	1
9	52566	TENSIONER ARM	1
10	51131	SENSOR ARM-L.H.	1
	301055	WLDMT-SENSOR ARM LH BENT	
11	52564	SENSOR ARM-R.H.	1
	301056	WLDMT-SENSOR ARM RH BENT	
12	1030797	PIN-COTTER: .19 X 1.75 NP	2
13	51137	COLLAR	1
14	52565	ADJUSTMENT BOLT	1
15	1013004	WASHER-FLAT: SAE .63 ZP	3
16	1013024	WASHER-FLAT: .63 ZP	2
17	51692	SPRING: .21 X 1.44 OD X 6.00 15 COILS	1
18	1026259	NUT-JAM: .63 NC GR2 ZP	3
19	1011578	NUT-HEX: .63 NC GR2 ZP	3
20	51691	EYEBOLT: .63 X 3.25 ZP	1
21	1016595	NUT-TOPLOCK: .63 NC GR5 ZP	2
22	1011601	BOLT-HEX: .38 X 1.25 NC GR5 ZP	2
23	1011600	BOLT-HEX: .38 X 1.00 NC GR5 ZP	1
24	51129	PLATE-ADJUSTMENT	4
25	1014608	WASHER-FLT: SAE .38 ZP	1
26	1020416	WASHER-FLAT: .25 ZP	2
27	1011583	WASHER-FLAT: .31 ZP	2
28	1011586	WASHER-LOCK: .38 ZP	2
29	1029115	WASHER-LOCK: .31 ZP	2
30	1011576	NUT-HEX: .38 NC GR2 ZP	2
31	1011575	NUT-HEX: .31 NC GR2 ZP	2
32	52582	SPRING CAP	4
33	51689	SPRING-ROW FINDER PAINTED	2
34	1019828	BOLT-HEX: .38 X 2.75 NC GR5 ZP	2
35	1016999	NUT-TOPLOCK: .38 NC GR5 ZP	7
36	51128	SPRING PLATE	1
37	1030792	NUT-JAM: .38 NF GR2 ZP	1
38	301150	VALVE-ROWFINDER O/C	1
39	301750	WLDMT-STUD RF LONG ZP	1
40	64157	PIN-ROLL: .19 X 1.125 ZP	1

CONTINUED



HYDRAULIC ROW FINDER (CONTINUED)

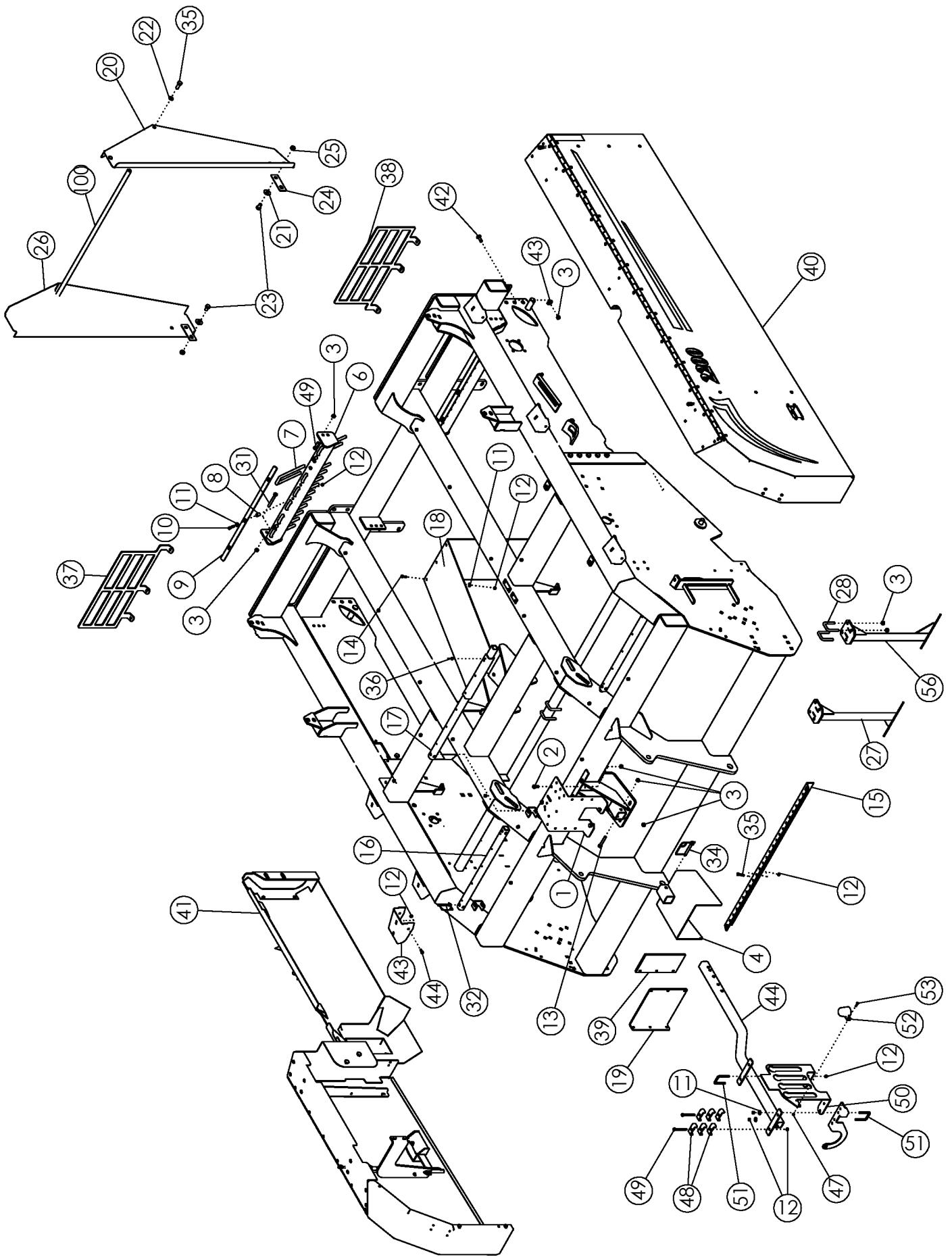
ITEM	PART NO.	DESCRIPTION	QTY
41	51136	UNIBALL COUPLING	1
42	1029137	PIN-COTTER: .13 X 1.00 ZP	1
43	1011285	BOLT-HEX: .31 X 2.00 NC	2
44	63661	WLDMT-MOUNTING BRACKET	1
45	52181	WLDMT-BRACKET	
46	1011609	BOLT-HEX: .50 X 2.00 NC GR5 ZP	4
47	1011584	WASHER-FLAT: SAE .50 ZP	4
48	1011581	WASHER-LOCK: .50 ZP	8
49	1011577	NUT-HEX: .50 NC GR2 ZP	12
50	63662	WLDMT-MOUNTING SUPPORT	2
51	301662	WLDMT-ROW FINDER BRACKET UNIVERSAL	1
52	63664	BOLT-HEX: .75 X 14.00 NC GR5 ZP	1
53	1012060	BOLT-HEX: .75 X 2.00 NC GR5 ZP	2
54	1013537	NUT-TOPLOCK: .75 NC GR5 ZP	2
55	53984	U-BOLT: .500 X 7.00 X 6.00 X 7.00	2
56	35780	U-BOLT: .500 X 7.50 X 8.00 X 7.50 ZP	
57	62882	WLDMT-TIGHTENER 11.125" ZP	1
58	1011748	ZERK - GREASE	3
59	56939	BUSHING-OILITE:1.25 X 1.625 X 1.50L	4
60	52654	BUSHING	2



GUARDS AND SHIELDS

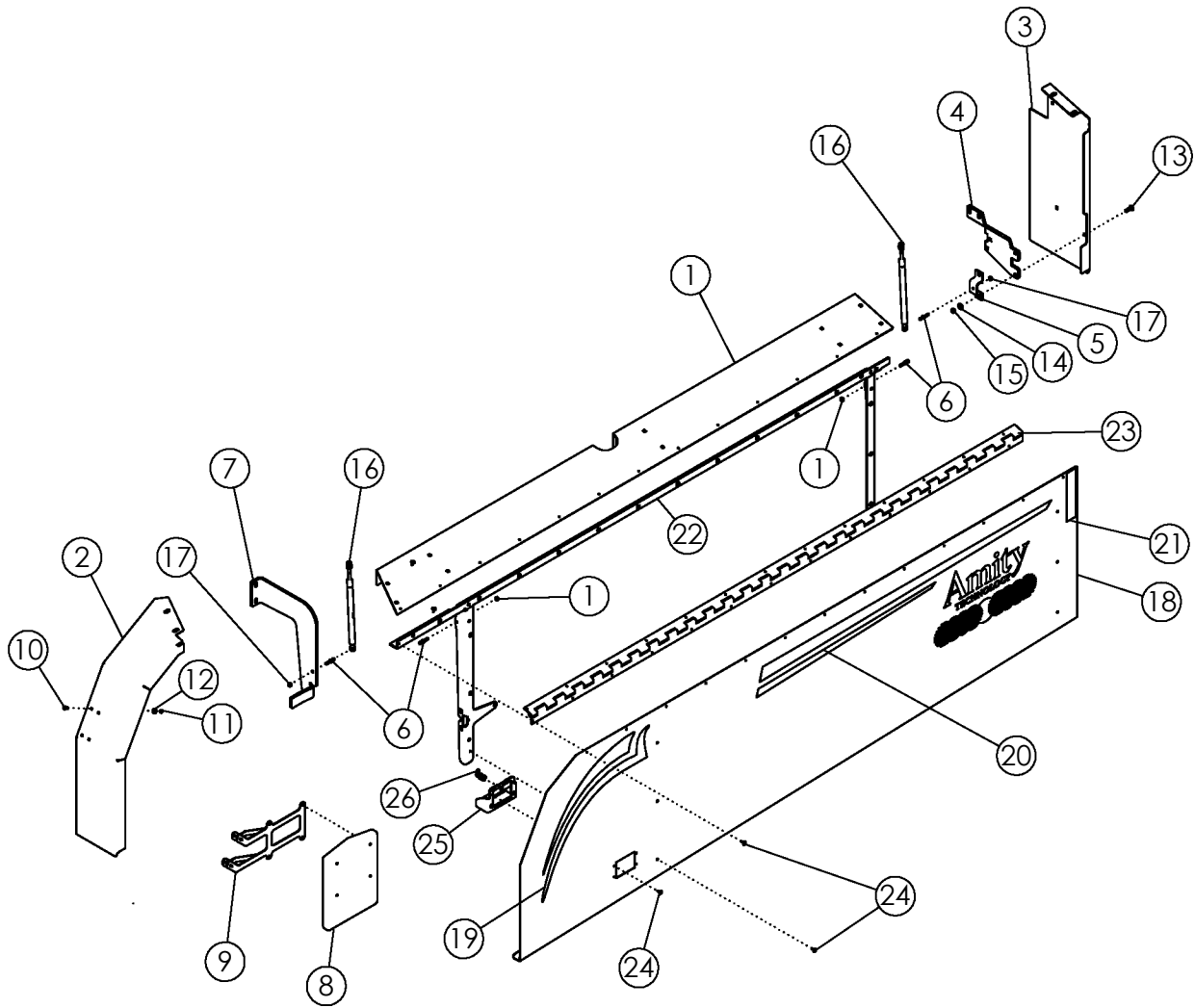
ITEM	PART NO.	DESCRIPTION	QTY
1	62883	PLATE-HOSE MOUNT	1
2	1011096	BOLT-HEX: .50 X 1.00 NC GR5 ZP	4
3	1027461	NUT-TOPLOCK: .50 NC GR5 ZP	29
4	63354	WLDMT-PTO SHIELD	1
5	301210	WLDMT-HOSE HOLDER	1
6	300856	WLDMT-MOUNT	2
7	69117	U-ROD ZP	12
8	58446	SPACER ZP	6
9	300858	STRAP-ROD HOLDER 6R45	2
10	1015174	BOLT-HEX: .38 X 2.50 NC GR5 ZP	6
11	1011828	WASHER-FLAT: .38 ZP	22
12	1016999	NUT-TOPLOCK: .38 NC GR5 ZP	44
13	1011611	BOLT-HEX: .50 X 3.00 GR5 ZP	1
14	1011600	BOLT-HEX: .38 X 1.00 NC GR5 ZP	12
15	63213	MOUNT-TARP 6R45	2
16	300862	TUBE-OUTER APRON 6R45	2
17	63866	TUBE-INNER APRON EXP	1
18	58961	APRON-RUBBER	6
19	63868	PLATE-FILLER 12.50" 6R45CM EXP	2
20	56257	GUARD-REAR SCRUB LH	1
21	1013024	WASHER-FLAT: .63 ZP	4
22	1011813	WASHER-LOCK: .63 ZP	2
23	1032275	BOLT-HEX: .63 X 1.00 NC GR5 ZP	6
24	56256	LINK-GUARD	2
25	1016595	NUT-TOPLOCK: .63 NC GR5 ZP	4
26	56258	GUARD-REAR SCRUB RH	1
27	57706	WLDMT - DEFLECTOR	1
28	65658	U-BOLT: .50 X 3.00 X 2.06 X 3.00	6
29	300860	PLATE-GUARD LH 6R45	1
30	300861	PLATE-GUARD RH 6R45	1
31	1032507	BOLT-HEX: .50 X 4.00 NC GR5 ZP	4
32	59101	SPRING PIN .38" X 3.00"	3
33	301129	CAPLUG-2" SQ	1
34	52408	SPRING PIN .50" X 3.50"	1
35	1011602	BOLT-HEX: .38 X 1.50 NC GR5 ZP	4
36	1011974	POP-RIVET: .19 X .53 ZP	12
37	300861	PLATE-GUARD RH 6R45	1
38	300860	PLATE-GUARD LH 6R45	1
39	51680	BOLT-EYEBOLT: .63 X 5.00 ZP	2
40	302016	ASSY-SHIELD LH	1

CONTINUE



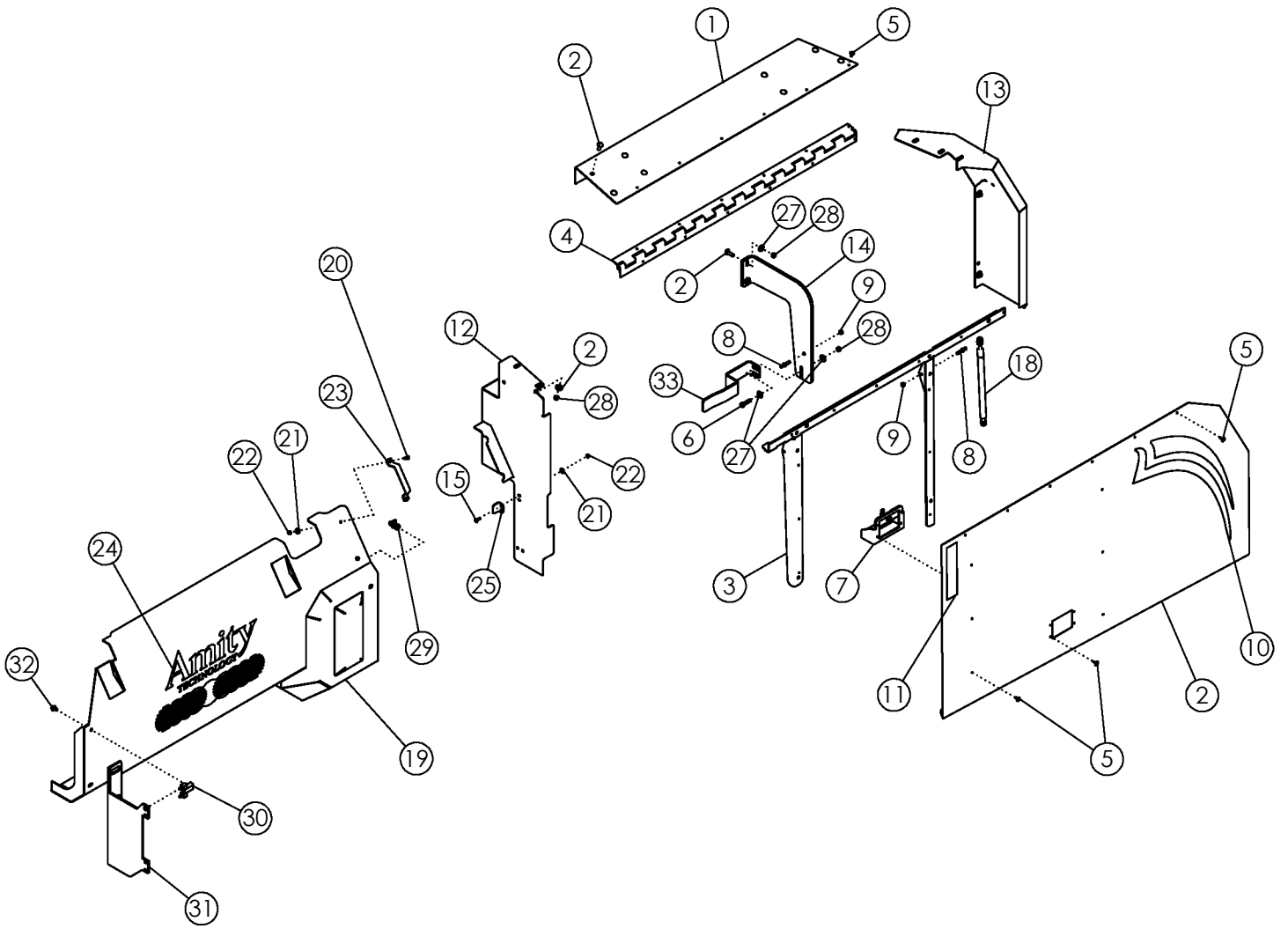
GUARDS AND SHIELDS (CONTINUED)

ITEM	PART NO.	DESCRIPTION	QTY
41	302163	ASSY-SHIELD RH	1
42	1011601	BOLT-HEX: .38 X 1.25 NC GR5 ZP	12
43	302029	MOUNT-SHIELD	5
44	1011599	BOLT-HEX: .38 X .75 NC GR5 ZP	12
45	44122	BOLT-CRG: .50 X 2.00 NC GR5 ZP	4
46	1014443	WASHER-FLAT: .50 ZP	4
47	1030946	NUT-TOPLOCK: .25 NC GR5 ZP	2
48	50714	CLAMP 1/2" ZP	4
49	58176	BOLT-HEX: .38 X 3.50 NC GR5 ZP	6
50	301900	PLATE-HYD HOSE END HOLDER XL	1
51	33162	U-BOLT: .375 X 3 X 2 X 3	2
52	223329	HOLDER-LIGHT PLUG	1
53	1013423	BOLT-HEX: .25 X 1.00 NC GR5 ZP	2
54	1011608	BOLT-HEX: .50 X 1.75 NC GR5 ZP	4
55	51687	DEFLECTOR-RUBBER	3
56	57706	WLDMT - DEFLECTOR	2
57	303417	PLATE-PTO STORAGE	1



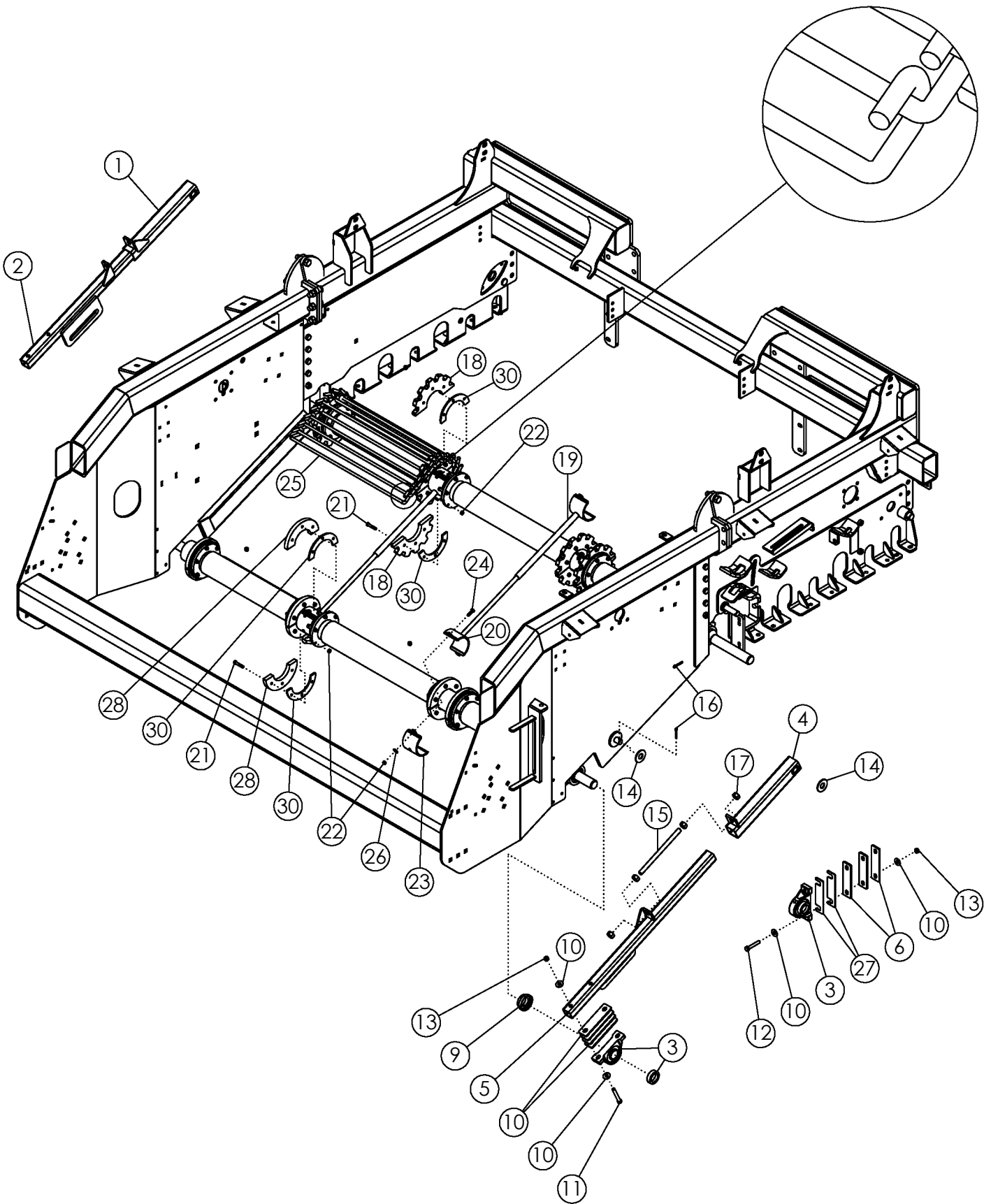
ASSY-SHIELD LH

ITEM	PART NO.	DESCRIPTION	QTY
1	302018	PANEL-SHIELD TOP LH EXPORT NARROW	1
2	302022	SHEET-SHIELD FRONT LH NARROW	1
3	302023	SHEET-SHIELD REAR LH NARROW	1
4	302024	PLATE-SUPPORT REAR LH	1
5	69275	BRACKET-SPRING REAR	1
6	69278	STUD-5/16-18 UNC .39" DIAM BALL	2
7	302025	BRACKET-SPRING FRONT LH	1
8	64635	CASE-MANUAL STORAGE	1
9	302026	WLDMT-CASE MOUNT	1
10	68602	BOLT-CRG: .25 X .75 NC GR5	4
11	1030946	NUT-TOPLOCK: .25 NC GR5 ZP	4
12	1020416	WASHER-FLAT: .25 ZP	4
13	1016362	BOLT-CRG: .38 X 1.25 NC GR5 ZP	3
14	1011828	WASHER-FLAT .38 ZP	3
15	1016999	NUT-TOPLOCK: .38 NC GR5 ZP	3
16	69282	SPRING-700N GAS	2
17	1030700	NUT-TOPLOCK: .31 NC GR5 ZP	2
18	302020	SHEET-SHIELD DOOR LH NARROW	1
19	69294	DECAL-LH CURVE 16X48	1
20	69395	DECAL-LH STRIPE 4.75X63	1
21	65331	DECAL-YELLOW RETROREFLECTIVE	1
22	69266	WLDMT-DOOR FRAME LH	1
23	302019	HINGE - 105 HEAVY CONTINUOUS NARROW	1
24	1011974	RIVET-POP: .19 X .55 ZP	36
25	302893	WLDMT-DOOR LOCK	1
26	302892	LATCH-QUARTER TURN SLOTTED	1



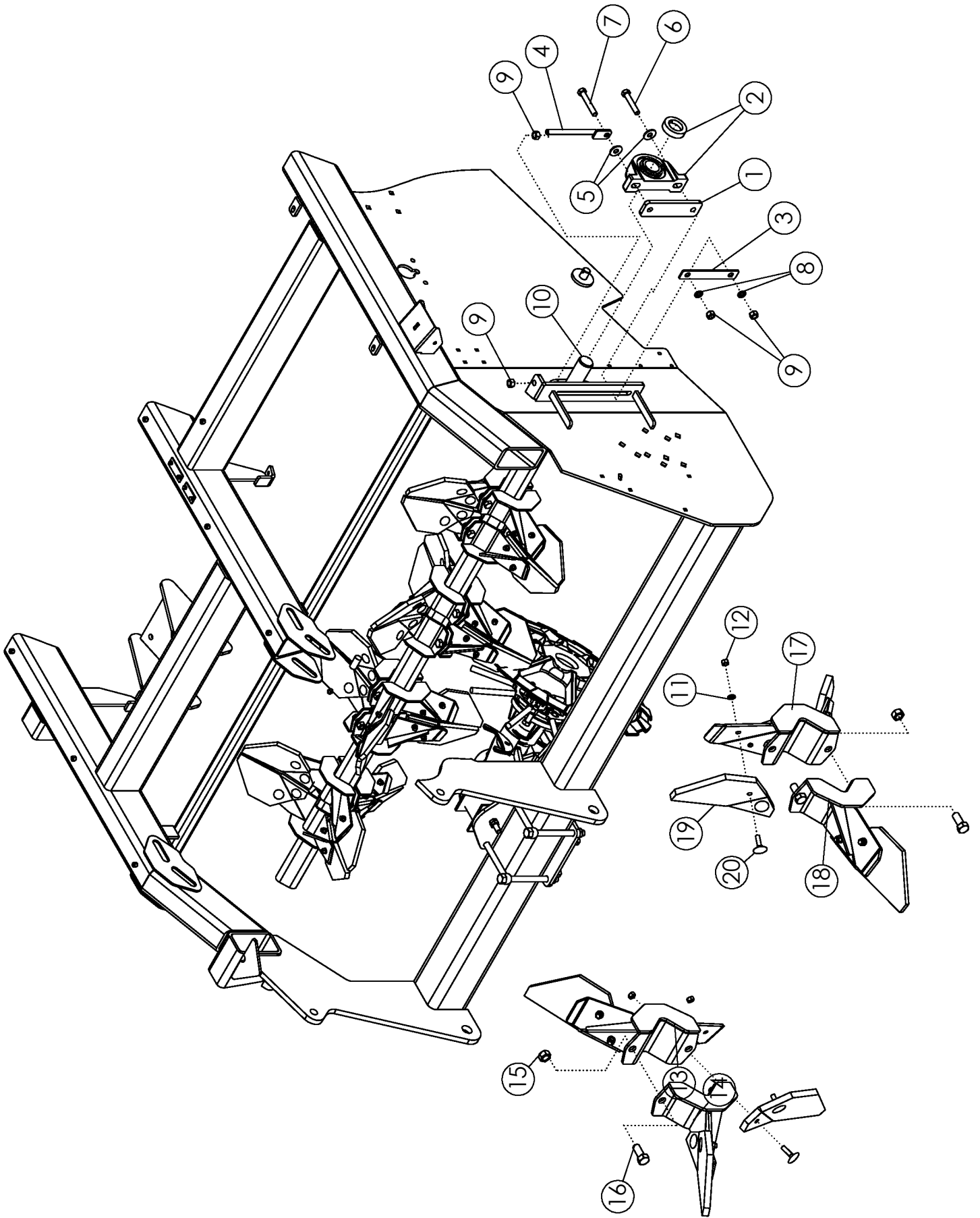
ASSY-SHIELD RH

ITEM	PART NO.	DESCRIPTION	QTY
1	302168	PANEL-SHIELD TOP RH EXPORT NARROW	1
2	302169	SHEET-SHIELD DOOR RH NARROW	1
3	302170	WLDMT-DOOR FRAME RH	1
4	302172	HINGE - 105 HEAVY CONTINUOUS NARROW	1
5	1011974	RIVET-POP: .19 X .531 ZP	18
6	1018663	RIVET-POP: .156 X .3	4
7	302021	LATCH-T HANDLE	1
8	69278	STUD-5/16-18 UNC .39" DIAM BALL	1
9	1030700	NUT-TOPLOCK: .31 NC GR5 ZP	1
10	69297	DECAL-RH CURVE 16X48	1
11	65331	DECAL-YELLOW RETROREFLECTIVE	1
12	302174	WLDMT-SHIELD REAR RH NARROW	1
13	302177	SHEET-SHIELD FRONT RH NARROW	1
14	302173	BRACKET-SPRING FRONT RH	1
15	69140	WLDMT-DOOR LATCH ZP	1
16	1013462	SCREW	2
17	1026591	NUT-K-LOCK: .19 NC GR2 ZP	2
18	69282	SPRING-700N GAS	1
19	302147	WLDMT-REAR RH DOOR	1
20	1011595	BOLT-HEX: .25 X .75 NC GR5 ZP	2
21	1020416	WASHER-FLAT: .25 ZP	2
22	1030946	NUT-TOPLOCK: .25 NC GR5 ZP	2
23	68715	HANDLE-GRAB DOOR	1
24	69399	DECAL-AMITY LOGO 12X24 (GRN GLB)	1
25	51304	DOOR LOCK ZP	2
26	1016362	BOLT-CRG: .38 X 1.25 NC GR5 ZP	4
27	1011828	WASHER-FLAT .38 ZP	4
28	1016999	NUT-TOPLOCK: .38 NC GR5 ZP	4



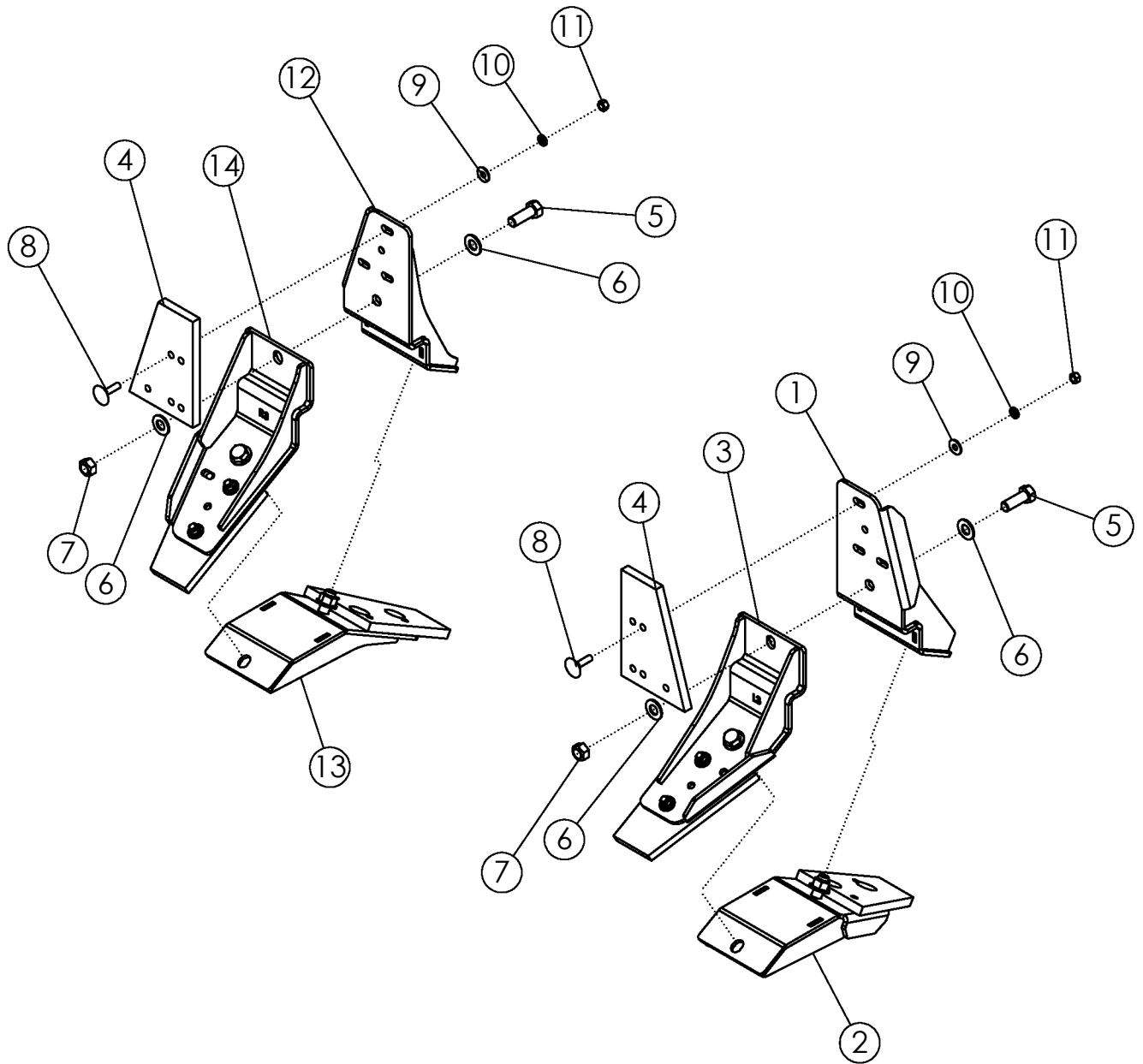
APRON SHAFT - HOOK CHAIN 6R45

ITEM	PART NO.		QTY
1	56693	WLDMT-ARM RH	1
2	56698	WLDMT-SLIDE RH	1
3	52405	BEARING-PILLOW 1.75	4
4	56692	WLDMT-ARM LH	1
5	56697	WLDMT-SLIDE LH	1
6	56672	SHIM-BEARING ZP	AR
7	300865	WLDMT-TOP APRON SHAFT	1
8	300866	WLDMT-BOTTOM APRON SHAFT	1
9	52382	SEAL PROTECTOR 1.75	2
10	1014443	WASHER-FLAT: .50 ZP	16
11	1029104	BOLT-HEX: .50 X 3.75 NC GR5 ZP	4
12	1011611	BOLT-HEX: .50 X 3.00 NC GR5 ZP	4
13	1027461	NUT-TOPLOCK: .50 NC GR5 ZP	8
14	1020685	WASHER-FLAT: 1.00 ZP	4
15	56718	ROD-THREADED ZP	2
16	1016944	PIN-COTTER: .25 X 2.00 ZP	4
17	1011620	NUT-HEX: .75 NC GR2 ZP	8
18	58318	SPROCKET-HALF 2.375 12T 4" SHAFT ZP	12
19	64162	WLDMT-UPPER FILLER 4" SHFT STD	2
20	64161	WLDMT-LOWER FILLER 4" SHAFT STD	2
21	1011725	BOLT-HEX: .38 X 2.00 NC GR5 ZP	72
22	1016999	NUT-TOPLOCK: .38 NC GR5 ZP	80
23	64159	CLAMP-FILLER 4" SHAFT STD PAINTED	4
24	64991	BOLT-HEX: .38 X 1.25 NC GR8 ZP	8
25	62609	CHAIN 1/2 X 36 X 2.38 - 23LPR (INSIDE)	2
	69424	CHAIN 1/2 X 30 X 2.38 - 23LPR (OUTSIDE)	4
26	1011828	WASHER-FLAT: .38 ZP	8
27	300146	SHIM-BEARING .120 THICK	4
28	63414	DISC-SPLIT COUNTER BORED	6
29	56672	SHIM-BEARING ZP (PLASTIC PADDLE OPTION)	8
30	62836	DISC-HALF SPACER ZP	24



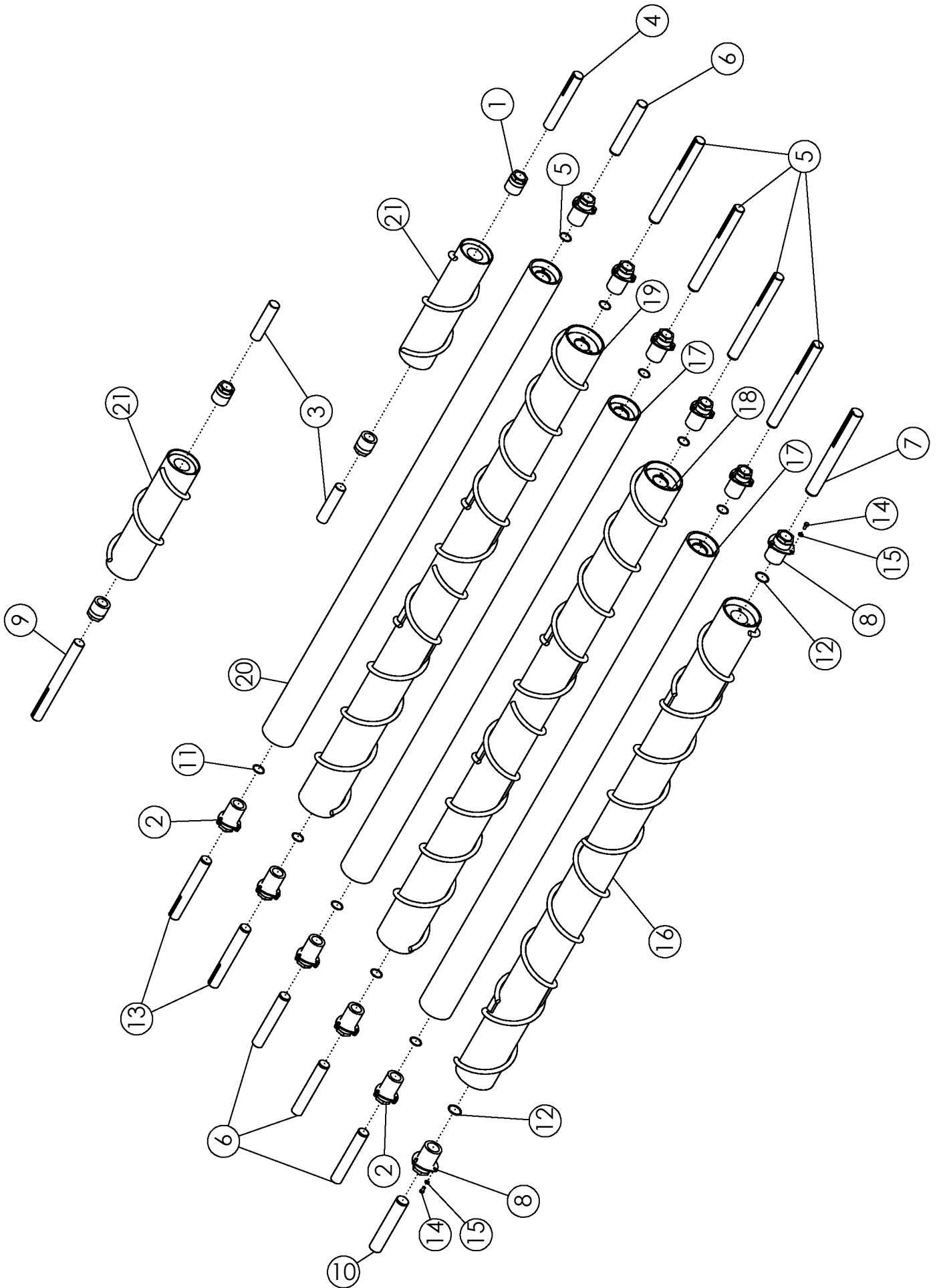
ВАЛ БИТЕРОВ - PADDLE SHAFT

ITEM	PART NO.	DESCRIPTION	QTY
1	57996	SHIM-BEARING	2
2	57997	BEARING-PILLOW 2"	2
3	57998	PLATE-BACKING	2
4	51365	TIGHTENER BOLT	2
5	1013024	WASHER-FLAT: .63 ZP	4
6	1014000	BOLT-HEX: .63 X 3.50 NC GR5 ZP	2
7	1016726	BOLT-HEX: .63 X 4.00 NC GR5 ZP	2
8	1011813	WASHER-LOCK: .63 ZP	4
9	1011578	NUT-HEX: .63 NC GR2 ZP	8
10	300853	WLDMT-PADDLE SHAFT 6R45CM	1
11	1011586	WASHER-LOCK: .38 ZP	72
12	1011576	NUT-HEX: .38 NC GR2 ZP	72
13	50722	WLDMT - PADDLE DOUBLE RH	6
14	50721	WLDMT - PADDLE SINGLE RH	6
15	1016595	NUT-TOPLOCK: .63 NC GR5 ZP	24
16	1014349	BOLT-HEX: .63 X 1.50 NC GR5 ZP	24
17	50719	WLDMT - PADDLE DOUBLE LH	6
18	50720	WLDMT - PADDLE SINGLE LH	6
19	51562	PADDLE-RUBBER	36
20	1030779	BOLT-ELEVATOR: .38 X 1.50 NC ZP	72

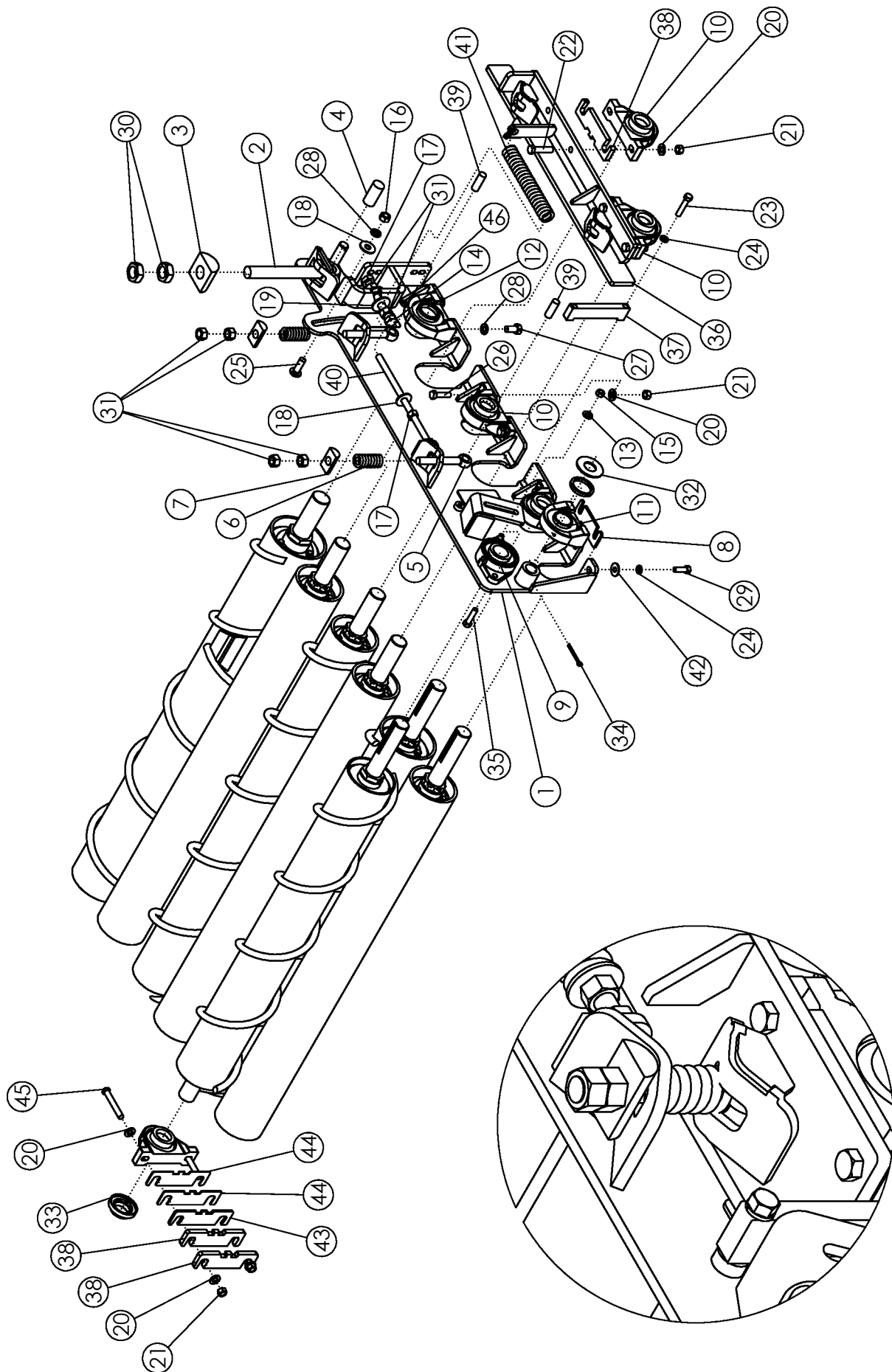


HYBRID PADDLE ASSY

ITEM	PART NO.	DESCRIPTION	QTY
1	301863*	WLDMT-PADDLE SPLIT LH 1	1
2	301867*	WLDMT-PADDLE SPLIT LH 2	1
3	301871*	WLDMT-PADDLE SPLIT LH 3	1
4	301875	PADDLE-RUBBER SOLID	6
5	1013918	BOLT-HEX .63 X 1.750 NC GR5 ZP	6
6	1013004	WASHER-FLAT : SAE.63 ZP	12
7	1016595	NUT-TOPLOCK: .63 NC GR5 ZP	6
8	1030779	BOLT-ELEVATOR: .38 X 1.50 NC ZP	18
9	1011828	WASHER-FLAT: .38 ZP	18
10	1011586	WASHER-LOCK: .38 ZP	18
11	1011576	NUT-HEX: .38 NC GR2 ZP	18
12	301865**	WLDMT-PADDLE SPLIT RH 1	1
13	301869**	WLDMT-PADDLE SPLIT RH 2	1
14	301873**	WLDMT-PADDLE SPLIT RH 3	1
* INCLUDED IN ASSEMBLY 301862			
** INCLUDED IN ASSEMBLY 301861			

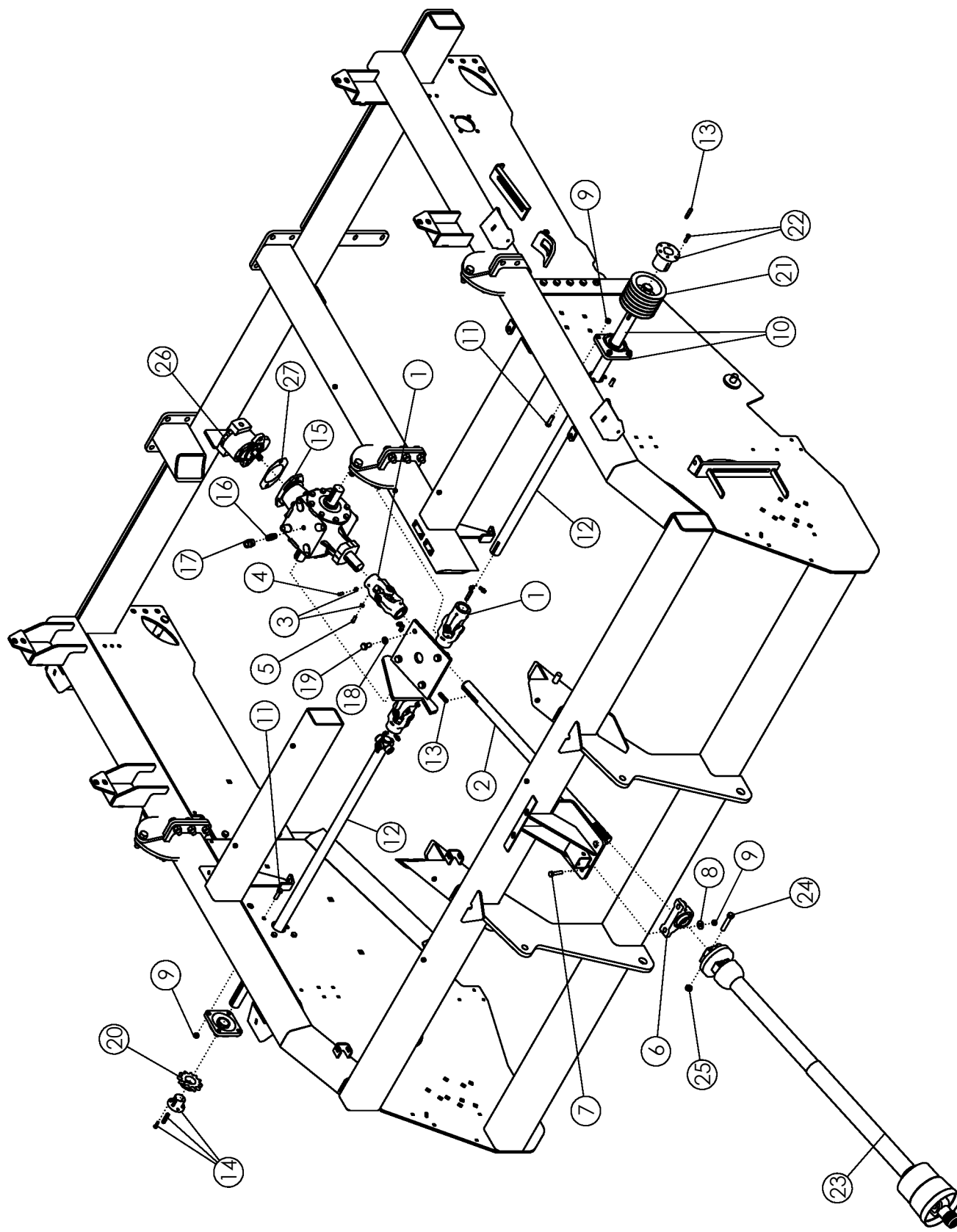


CLEANING ROLLS			
ITEM	PART NO.	DESCRIPTION	QTY
PARTS COMMON TO ALL ROLLS			
1	58459	HUB-TRANTORQUE 1.75	4
2	64163	HUB-TRANTORQUE 1.75 X 3.38	10
3	59471	SHAFT-STUB-#7 ROLL-RH, LH-IDLER	2
4	58759	SHAFT- #2, 3, 4, 5, 7LH	1
5	64177	SHAFT-DRIVE #2,3,4,5	4
6	64179	SHAFT-IDLER #2,3,4,6	4
7	64181	SHAFT-#1 DRIVE END	1
8	64165	HUB-TRANTORQUE 2.00 X 3.38	2
9	58761	SHAFT-#7 RH ROLL-DRIVE END	1
10	64182	SHAFT-#1 IDLER END	1
11	64184	RING-RETAINING 1.75	10
12	64185	RING-RETAINING 2.00	2
13	64178	SHAFT-#5,6	2
14	1011599	BOLT-HEX: .38 X .75 NC GR5 ZP	36
15	1011586	WASHER-LOCK: .38 ZP	36
NUMBER ONE ROLL (COMPLETE)			
16	300746	WLDMT-#1 SCROLLED-6R45-HRD-TT	1
	63082	WLDMT-#1 SCROLLED-6R45-STD-TT	
NUMBER TWO AND FOUR ROLL (COMPLETE)			
17	301071	ASSY-#2,4-6R45-5.5" STD-TT	2
NUMBER THREE ROLL (COMPLETE)			
18	300747	WLDMT-#3 SCROLLED-6R45-HRD-TT	1
	63085	WLDMT-#3 SCROLLED-6R45-STD-TT	
NUMBER FIVE ROLL (COMPLETE)			
19	302756	WLDMT-#5 SCROLLED-6R45-HRD-TT	1
	302755	WLDMT-#5 SCROLLED-6R45-STD-TT	
NUMBER SIX ROLL (COMPLETE)			
20	301072	ASSY-#6-6R45-STD-TT	1
NUMBER SEVEN ROLL - - LEFT HAND (COMPLETE)			
21	302712	WLDMT-#7LH SCROLLED-6R45-TT-SHORT	1
NUMBER SEVEN ROLL - - RIGHT HAND (COMPLETE)			
22	302713	WLDMT-#7RH SCROLLED-6R45-TT-SHORT	1



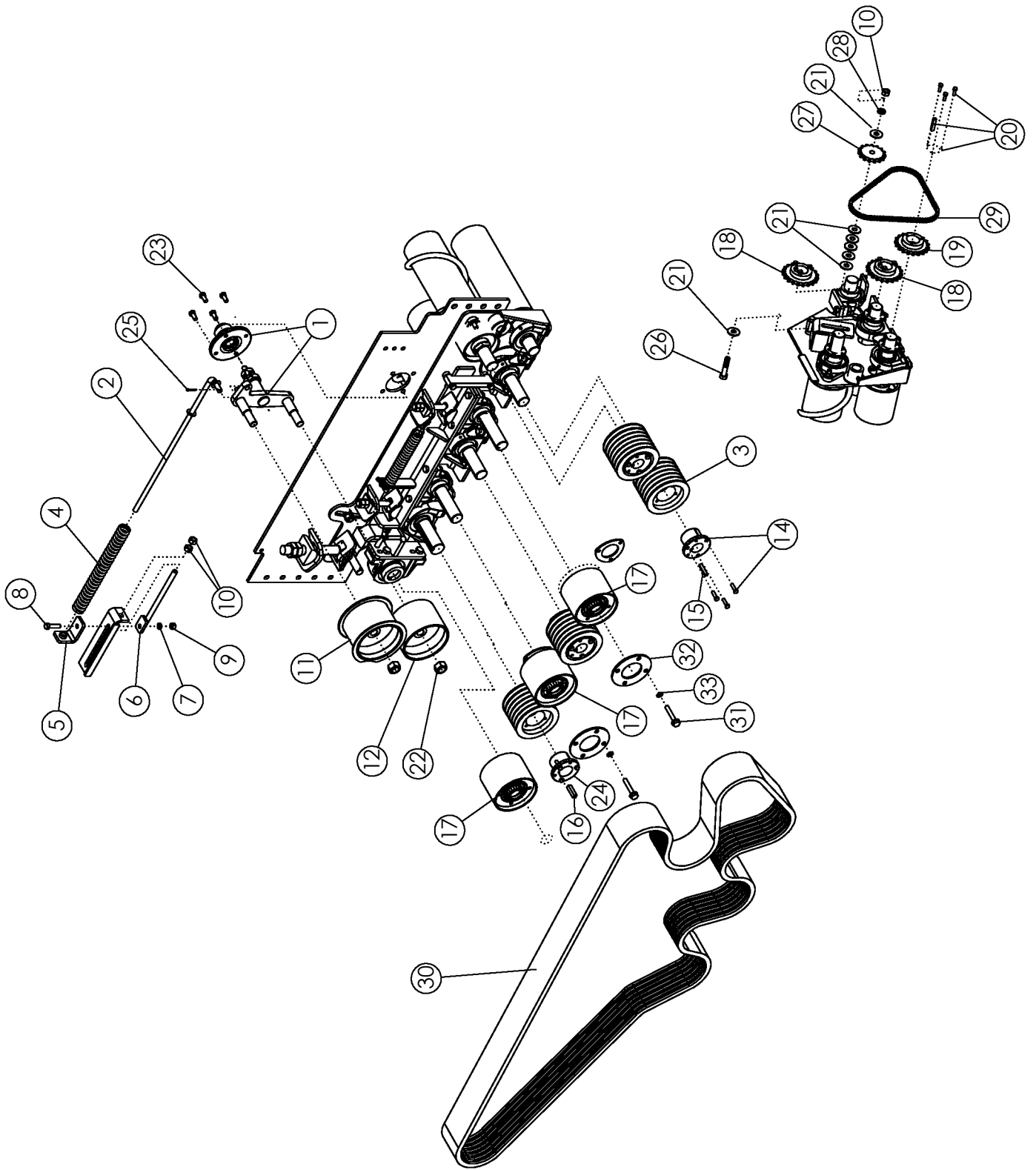
CLEANING ROLL MOUNTING PACKAGE

ITEM	PART NO.	DESCRIPTION	QTY
1	58907	WLDMT-MOUNT RH	1
	58906	WLDMT-MOUNT LH (NOT SHOWN)	1
2	56813	BOLT-EYEBOLT: 1.25 X 10.5 ZP	2
3	56679	HALF ROUND 3.0" ZP	2
4	56676	ROD ZP	2
5	56814	BOLT-EYEBOLT: .75 X 6.00 ZP	4
6	57877	SPRING 3.00" (RIGHT SIDE ONLY)	2
7	56680	HALF ROUND 1.50" ZP	4
8	57992	SHIM-BEARING	2
9	62134	BEARING-FLANGE 1-3/4"	2
10	52405	BEARING-PILLOW 1-3/4"	10
	64466	PILLOW BLOCK BEARING 1-3/4" STL (ROCK ONLY)	
11	62135	BEARING 1.750 TAPPED BASE	2
	301608	ASSY-STEEL TAPPED BASE BRG 1-3/4"(ROCK ONLY)	
12	62136	BEARING 2.000 TAPPED BASE	2
	301523	ASSY-STL TAPPED BASE BRG 2.00" (ROCK ONLY)	
13	1011584	WASHER-FLAT: SAE .50 ZP	4
14	303390	BOLT-HEX: .75 X 3.50 NC GR5 ZP FT	2
15	1027461	NUT-TOPLOCK: .50 NC GR5 ZP	4
16	1011578	NUT-HEX: .63 NC GR2 ZP	6
17	1011827	NUT-JAM: .75 NC GR2 ZP	2
18	1013024	WASHER-FLAT: .63 ZP	4
19	1030702	WASHER-FLAT: .75 ZP	4
20	59104	WASHER-FLAT: .56 GR8 ZP	24
21	59105	NUT-TOPLOCK: .56 NC GR8 ZP	20
22	59103	BOLT-HEX: .56 X 2.50 NC GR8 ZP	8
23	1011610	BOLT-HEX: .50 X 2.50 NC GR5 ZP	4
24	1011581	WASHER-LOCK: .50 ZP	8
25	58635	BOLT-CRG: .63 X 2.00 NC GR5 ZP	2
26	59102	BOLT-HEX: .56 X 2.00 NC GR8 ZP	8
27	1032509	BOLT-HEX: .63 X 1.25 NC GR5 ZP	4
28	1011813	WASHER-LOCK: .63 ZP	6
29	1011607	BOLT-HEX: .50 X 1.50 NC GR5 ZP	4
30	62511	NUT-JAM: 1.25 NC GR2 ZP	4
31	1011620	NUT-HEX: .75 NC GR2 ZP	12
32	1013431	WASHER-FLAT: 1.25 ZP	2
33	52383	LOCK PROTECTOR 1-3/4"	4
34	1016727	PIN-COTTER: .25 X 2.50 NP	2
35	1011609	BOLT-HEX: .50 X 2.00 NC GR5 ZP	4
36	56682	WLDMT-SLIDE MOUNT RH	1
	56681	WLDMT-SLIDE MOUNT LH (NOT SHOWN)	1
37	56677	WLDMT-HOLDER	2
38	57792	SHIM-BEARING	8
39	56675	ROD ZP	4
40	56815	WLDMT-BOLT & NUT ZP	2
41	57878	SPRING 10"	2
42	1014443	WASHER-FLAT: .50 ZP	4
43	56672	SHIM-BEARING 0.25" 2 X 7.5 ZP	4
44	300146	SHIM-BEARING 0.12" 2 X 7.5 ZP	2
45	302556	BOLT-HEX: .56 X 3.75 NC GR8 ZP	4
46	1015294	ZERK-GREASE: .13 NPT 90DEG	2



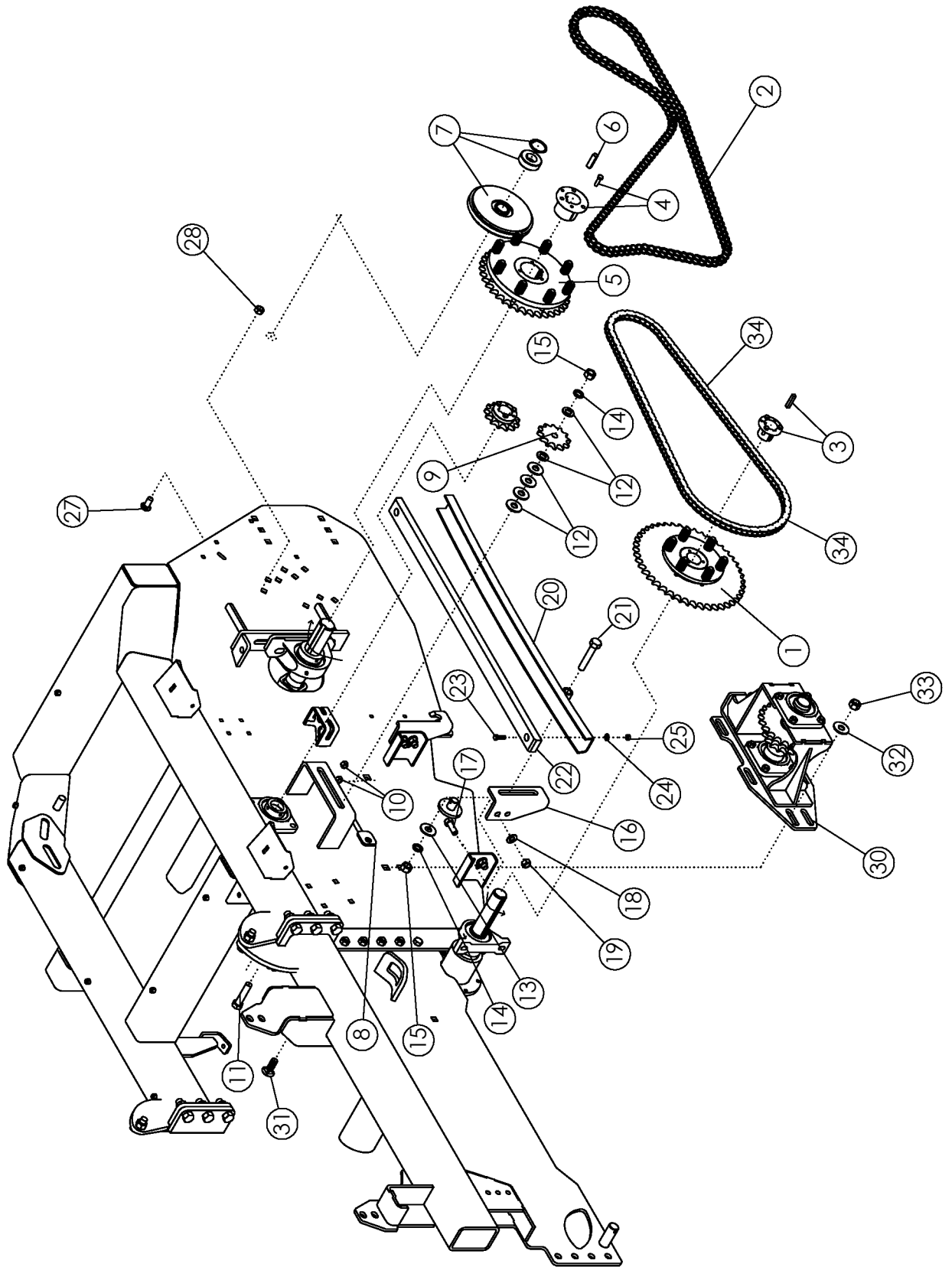
MAIN DRIVE: 6 ROW 45

ITEM	PART NO.	DESCRIPTION	QTY
1	53642	U-JOINT	3
2	56775	SPLINE SHAFT	1
3	1013519	NUT-JAM: .38 NC GR2 ZP	12
4	1032511	SCREW-SET:SQ HD .38 X .75	6
5	50813	SCREW-SET: SQ HD .38 X 1.00 ZP	6
6	52405	BEARING-PILLOW 1.75	1
7	1017708	BOLT-HEX: .50 X 2.25 NC GR5 ZP	2
8	1014443	WASHER-FLAT: .50 ZP	2
9	1027461	NUT-TOPLOCK: .50 NC GR5 ZP	10
10	52404	BEARING-FLANGE 1.75	2
11	1011608	BOLT-HEX: .50 X 1.75 NC GR5 ZP	8
12	56819	SHAFT-DRIVE 6R	2
13	50152	KEY .38 X .38 X 2.00	10
14	53641	HUB P1 1-3/4" (WITH KEY)	1
15	62015	GEARBOX: 1.81:1 W/ C MOUNT BLACK	1
	63846	GEARBOX-PRAIRIE (1.81:1) 905 (BLACK)	
16	69128	FTG-ADAPTER: 8MP-8MP 4" LONG	1
17	55730	FTG-ADAPTER: 8FP-8FP	1
18	1011813	WASHER-LOCK: .63 ZP	4
19	1032509	BOLT-HEX: .63 X 1.25 NC GR5 ZP	4
20	62034	SPROCKET H80-P12	1
21	56646	SHEAVE 6TB62	1
	56647	SHEAVE 6TB68	
	53668	SHEAVE 6TB56	
22	50335	HUB Q1 1.75	1
23	301558	PTO-CV 1.75"-20 X 90" WEASLER (HRV)	1
	301575	PTO-CV 1.38"-21 X 90" WEASLER (HRV)	
24	1030704	BOLT-HEX: .63 X 3.25 NC GR5 ZP	2
25	1016595	NUT-TOPLOCK: .63 NC GR5 ZP	2
26	303588	PUMP-5.4^3 SAE C (CW) (3500 PSI)	1
27	301066	PLATE-ADAPTER SAE "C" PUMP	1



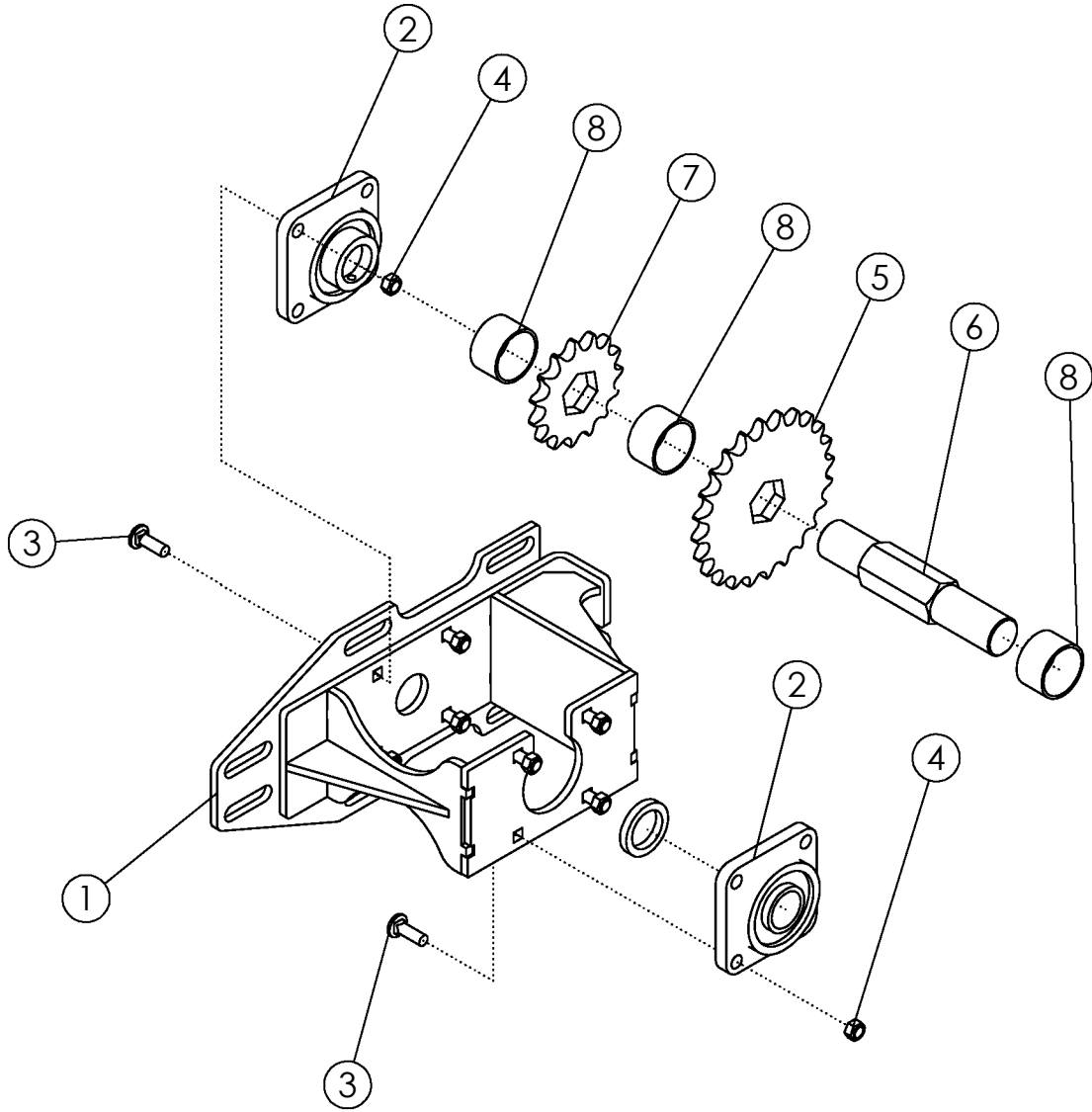
CLEANING ROLL DRIVE

ITEM	PART NO.	DESCRIPTION	QTY
1	56422	ASSY-SPINDLE & HUB	1
2	56711	ROD-PLATED	1
3	56646	SHEAVE 6TB62	4
4	56853	SPRING	1
5	56708	HOLDER-PLATED	1
6	56707	ADJUSTMENT ROD ZP	1
7	1011581	WASHER-LOCK: .50 ZP	1
8	1011609	BOLT-HEX: .50 X 2.00 NC GR5 ZP	1
9	1011577	NUT-HEX: .50 NC GR2 ZP	1
10	1011578	NUT-HEX: .63 NC GR2 ZP	4
11	57933	WLDMT- IDLER (with flange)	1
12	50387	WLDMT-IDLER	1
13	56396	WLDMT-PULLEY 6R	2
14	50335	HUB Q1 1.75	5
15	50152	KEY .38 X .38 X 2.00	5
16	57995	KEY .50 X .50 X 2.00	1
17	301821	ASSY-REVERSE PULLEY 6R W/LOCK COLLAR	3
18	53649	SPROCKET H60-P20	2
19	62106	SPROCKET H60-P19	1
20	53641	HUB P1 1.75 (WITH KEY)	3
21	1013024	WASHER-FLAT: .63 ZP	7
22	1016969	NUT-TOPLOCK: 1.00 NC GR5 ZP	2
23	1015558	BOLT-HEX: .50 X 1.00 NF GR5 ZP	4
24	50385	HUB Q1 2.00	1
25	1019827	PIN-COTTER: .19 X 1.00 NP	1
26	1011624	BOLT-HEX: .63 X 3.00 NC GR5 ZP	1
27	53651	7348-2 SPROCKET IDLER	1
28	1011813	WASHER-LOCK: .63 ZP	1
29	303566	CHAIN-ROLLER CP 60H-1R-052	1
30	56648	V-BELT 6B195	1
31	301936	BOLT-FLG: .50 X 2.50 NC GR5 ZP	8
32	301718	PLATE-REVERSE GRABROLL COVER	2
33	301937	WASHER-STAR: .50 ZP	8



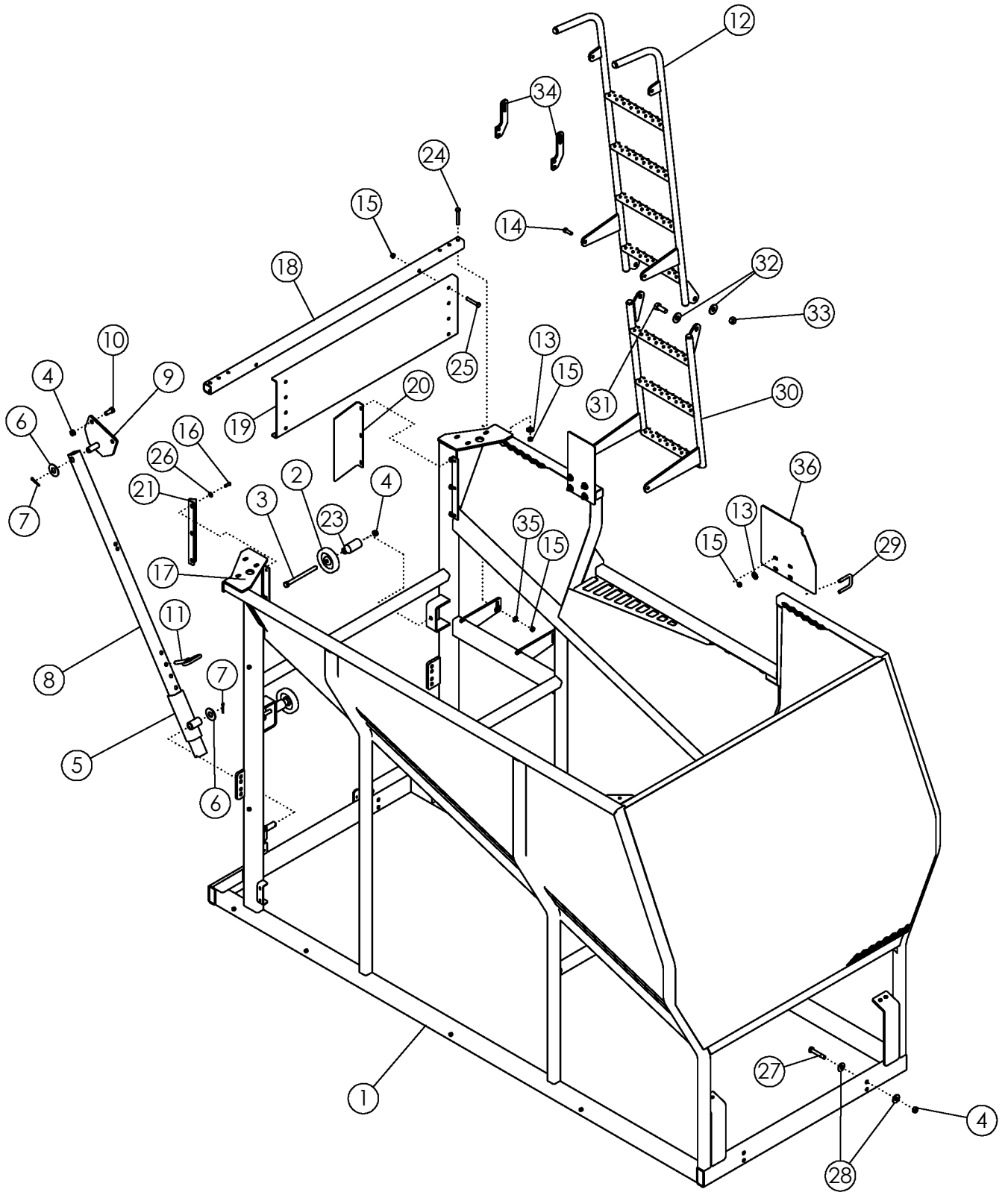
APRON/PADDLE SHAFT DRIVE

ITEM	PART NO.		QTY
1	72030	SPROCKET-CLUTCH 80P28 PRESET	1
	73034	SPROCKET H80-P14 (ROCK ONLY)	
2	303565	CHAIN-ROLLER CP 80H-1R-126	1
3	53641	HUB P1 1.75 (WITH .38 X 2.00 KEY)	1
4	50385	HUB Q1 2.00	1
5	57993	SPROCKET-CLUTCH 80Q36 PRESET	1
	69630	SPROCKET-CLUTCH 80Q51 PRESET (PLASTIC PADDLE)	
6	57995	KEY .50 X .50 X 2.00	1
7	56851	SPROCKET-IDLER H8025 X 1.44	1
8	56864	WLDMT-ADJUSTER	1
9	56334	SPROCKET-IDLER 8012	1
10	1011577	NUT-HEX: .50 NC GR2 ZP	2
11	1032271	BOLT-HEX: .75 X 3.25 NC GR5 ZP	1
12	1012634	WASHER-FLAT: SAE .75 ZP	6
13	1030702	WASHER-FLAT: .75 ZP	2
14	1012061	WASHER-LOCK: .75 ZP	3
15	1011620	NUT-HEX: .75 NC GR5 ZP	3
16	57804	MOUNT	2
17	1013918	BOLT-HEX: .63 X 1.75 NC GR5 ZP	4
18	1013004	WASHER-FLAT: SAE .63 ZP	4
19	1016595	NUT-TOPLOCK: .63 NC GR5 ZP	4
20	57853	WLDMT-SUPPORT	1
21	1011625	BOLT-HEX: .75 X 4.00 NC GR5 ZP	2
22	57827	SLIDE-CHAIN	1
23	1011601	BOLT-HEX: .38 X 1.25 NC GR5 ZP	2
24	1014608	WASHER-FLAT: SAE .38 ZP	2
25	1016999	NUT-TOPLOCK: .38 NC GR5 ZP	2
26	69625	WLDMT-IDLER PADDLE SHAFT	1
27	72063	BOLT-CRG: .63 X 1.50 NC GR5 ZP	3
28	1016595	NUT-TOPLOCK: .63 NC GR5 ZP	3
29	68136	PLUG- .625 SQUARE PLASTIC (NOT SHOWN)	4
30	302214	ASSY-JACKSHAFT	1
31	1030800	BLT-CRG: .75 X 2.00 GR5 ZP	4
32	1030702	WASHER-FLAT: .75 ZP	4
33	101700	NUT-TOPLOCK: .75 NC GR5 ZP	4
34	302810	CHAIN -ROLLER CP 80H-1R-122	1



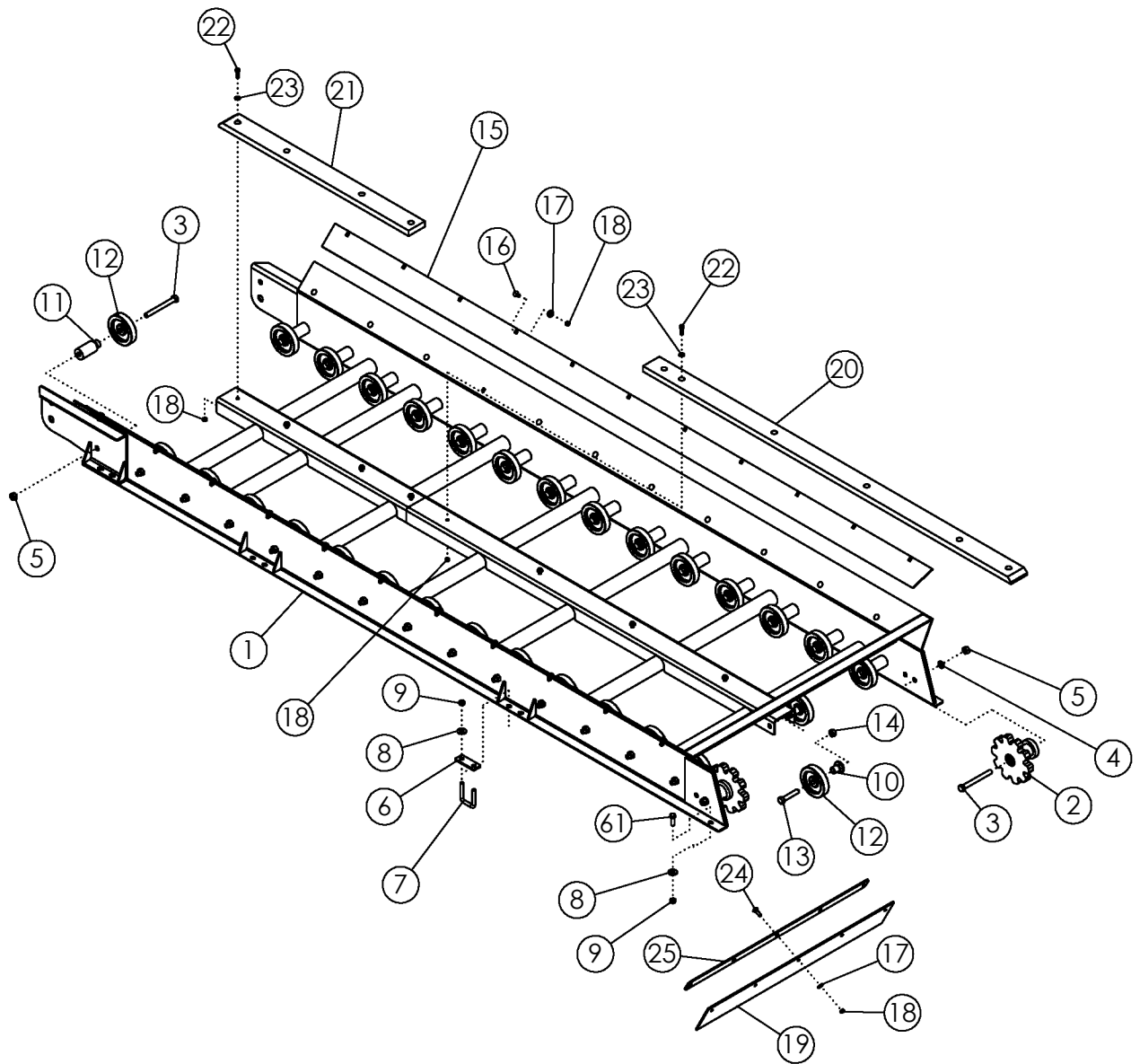
ASSY-JACK SHAFT

ITEM	PART NO.	DESCRIPTION	QTY
1	302203	WLDMT-JACKSHAFT HOUSING	1
2	52404	BEARING-FLANGE 1-3/4"	2
3	1011660	BOLT-CRG: .50 X 1.50 NC GR5 ZP	8
4	1027461	NUT-TOPLOCK: .50 NC GR5 ZP	8
5	72086	SPROCKET 8024 HEX BORE	1
6	302200	SHAFT-JACK 1-7/8 HEX	1
7	72509	SPROCKET 8015 HEX BORE	1
8	302182	TUBE-SPACER	3



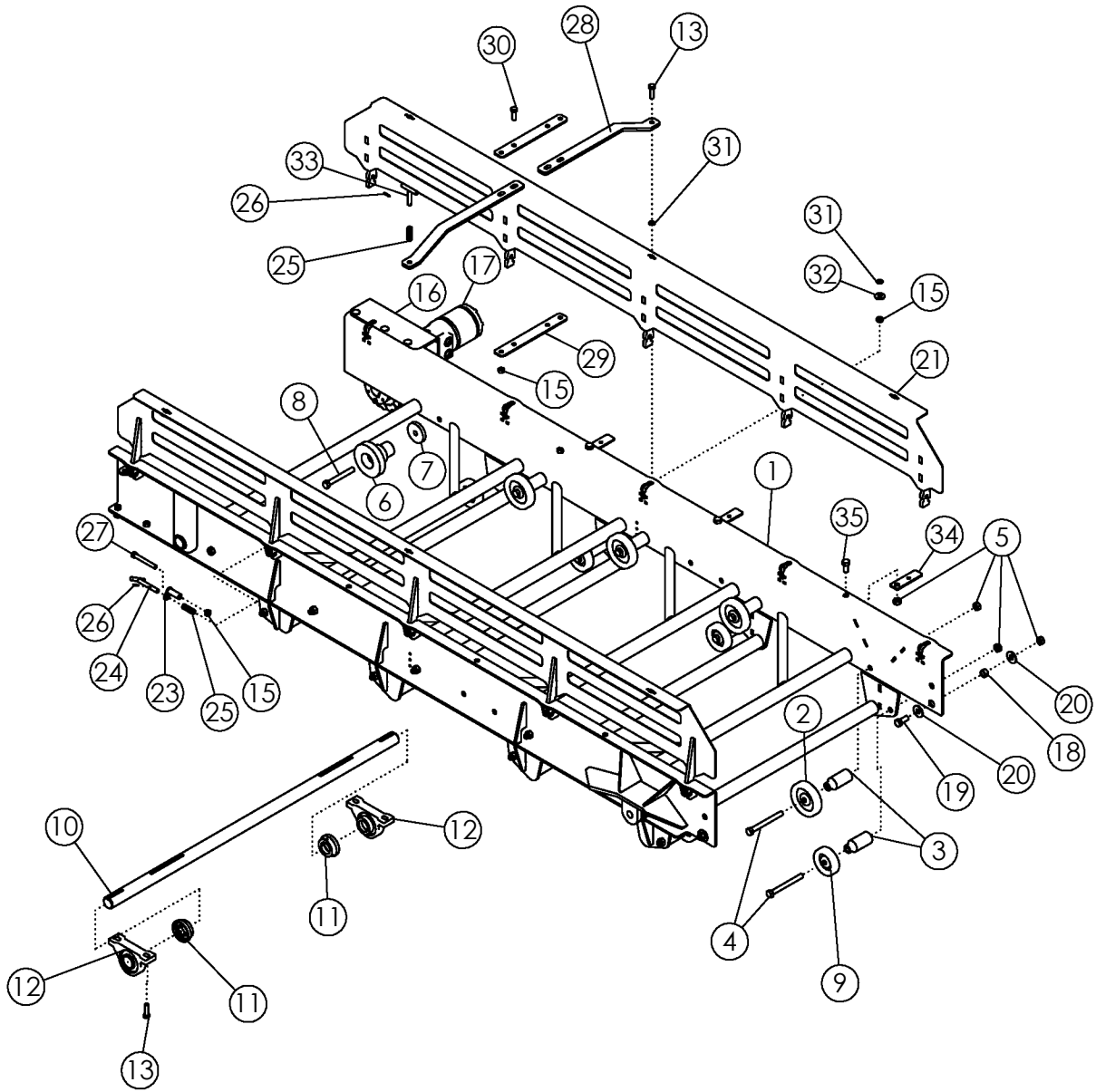
TANK ASSEMBLY 6R45

ITEM	PART NO.	DESCRIPTION	QTY
1	300756	WLDMT-TANK 6R45 SCRUB	1
2	53825	BOGIE WHEEL 5"	2
3	1013068	BOLT-HEX: .63 X 6.00 NC GR5 ZP	2
4	1016595	NUT-TOPLOCK: .63 NC GR5 ZP	14
5	54788	WLDMT-LOCK SLIDE	2
6	1020685	WASHER-FLAT: 1.00	4
7	1016944	PIN-COTTER: .25 X 2.00 ZP	4
8	56836	TUBE-LOCK	2
9	54785	WLDMT-LOCK BRACKET	2
10	1014349	BOLT-HEX: .63 X 1.50 NC GR5 ZP	4
11	1030947	PIN-HITCH: .63 X 4.00 ZP W/HAIRPIN	2
12	72420	WLDMT-LADDER TOP	1
13	1014443	WASHER-FLAT: .50 ZP	12
14	1011607	BOLT-HEX: .50 X 1.50 NC GR5 ZP	4
15	1027461	NUT-TOPLOCK: .50 NC GR5 ZP	18
16	1011600	BOLT-HEX: .38 X 1.00 NC GR5 ZP	6
17	1016999	NUT-TOPLOCK: .38 NC GR5 ZP	6
18	64749	TUBE-STRIKER	1
19	64574	PLATE-STRIKER	1
20	64746	PLATE-TANK TO BOOM REAR	1
21	64747	PLATE-TANK TO BOOM FRONT	1
22	301615	PLATE-EXTENSION 6R45 LH	1
23	64192	STAND-OFF 4"	2
24	1017719	BOLT-HEX: .50 X 3.25 NC GR5 ZP	4
25	1011611	BOLT-HEX: .50 X 3.00 NC GR5 ZP	2
26	1011828	WASHER-FLAT: .38 ZP	6
27	1014000	BOLT-HEX: .63 X 3.50 NC GR5 ZP	8
28	1013024	WASHER-FLAT: .63 ZP	16
29	65658	U-BOLT: .500 X 3 X 2.063 X 3	4
30	301320	WLDMT-LADDER BOTTOM 3-RUNG	1
31	1012060	BOLT-HEX: .75 X 2.00 NC GR5 ZP	2
32	1030702	WASHER-FLAT: .75 ZP	4
33	1017000	NUT-TOPLOCK: .75 NC GR5 ZP	2
34	301382	PLATE-LADDER MOUNT NARROW	2
35	1011584	WASHER-FLAT: SAE .50 ZP	4
36	301614	PLATE-EXTENSION 6R45 RH	1



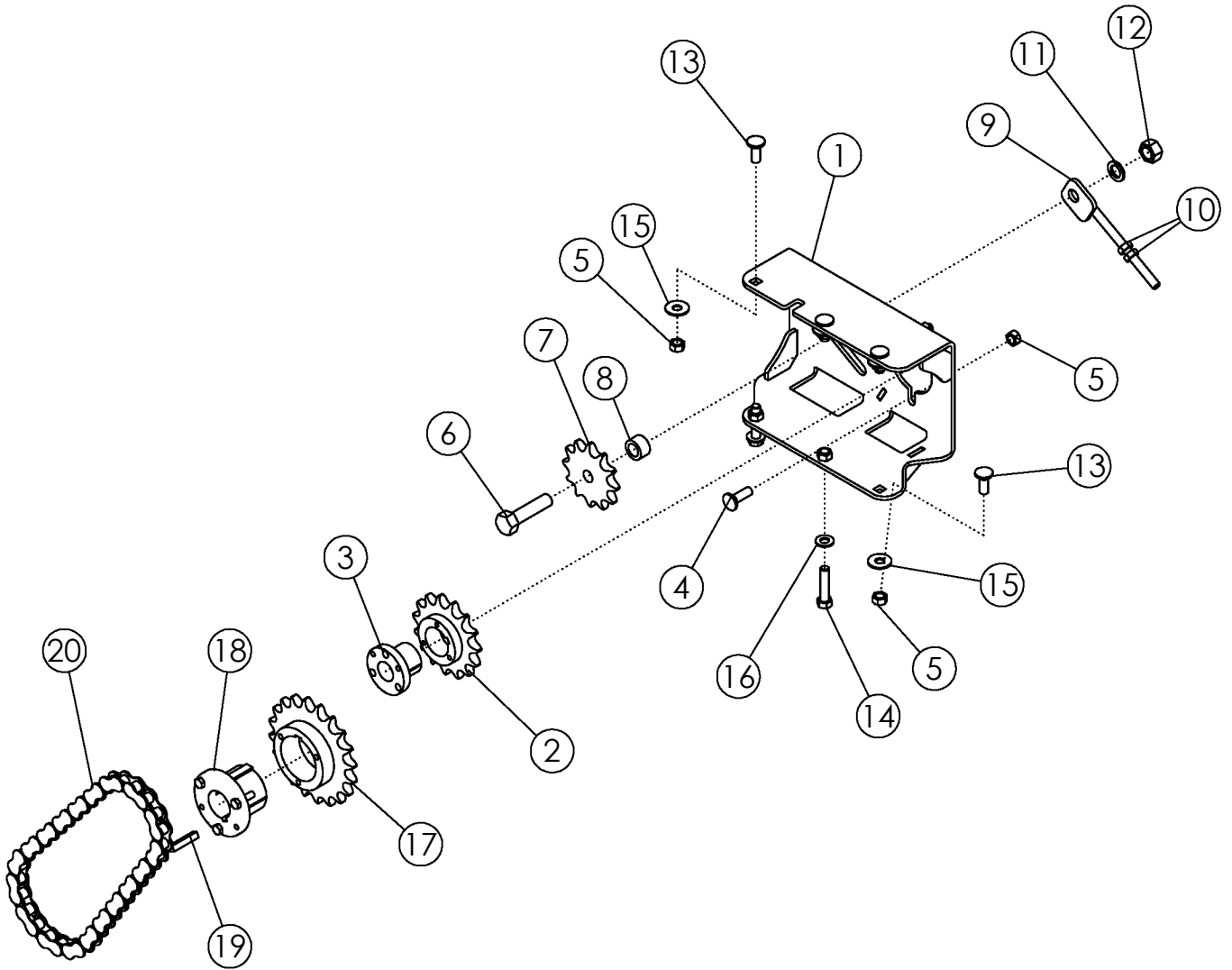
ELEVATOR ASSEMBLY

ITEM	PART NO.	DESCRIPTION	QTY
1	301510	WLDMT-ELEVATOR 6R	1
2	63813	SPROCKET-IDLER 50MM 10T	2
	54824	SPROCKET-IDLER 56MM	
3	1013068	BOLT-HEX: .63 X 6.00 NC GR5 ZP	40
4	1011813	WASHER-LOCK: .63 ZP	2
5	1011578	NUT-HEX: .63 NC GR2 ZP	2
6	64748	PLATE-ELEVATOR BACKING	4
7	65658	U-BOLT: .50 X 3 X 2.06 X 3	6
8	1014443	WASHER-FLAT: .50 ZP	25
9	1027461	NUT-TOPLOCK: .50 NC GR5 ZP	30
10	58971	STAND OFF 1.50"	2
11	64192	STAND OFF	38
12	53825	BOGIE WHEEL 5"	36
13	65825	BOLT-HEX: .63 X 3.25 NC GR5 ZP	2
14	1016595	NUT-TOPLOCK: .63 NC GR5 ZP	46
15	64550	SHEET-BELT PROTECTOR	2
16	59488	BOLT-CRG: .38 X 1.00 NC GR5 ZP	22
17	1011828	WASHER-FLAT .38 ZP	22
18	1016999	NUT-TOPLOCK: .38 NC GR5 ZP	36
19	64609	FLAP-ELEVATOR	1
20	69822	SLIDE-ELEVATOR PLASTIC 6R/8R/12R	1
21	301515	SLIDE-ELEVATOR PLASTIC 6R	1
22	1011601	BOLT-HEX: .38 X 1.25 NC GR5 ZP	9
23	1014608	WASHER-FLT: SAE .38 ZP	9
24	301513	BELT- 50MM ELEVATOR 6R DOUBLE (NOT SHOWN)	1



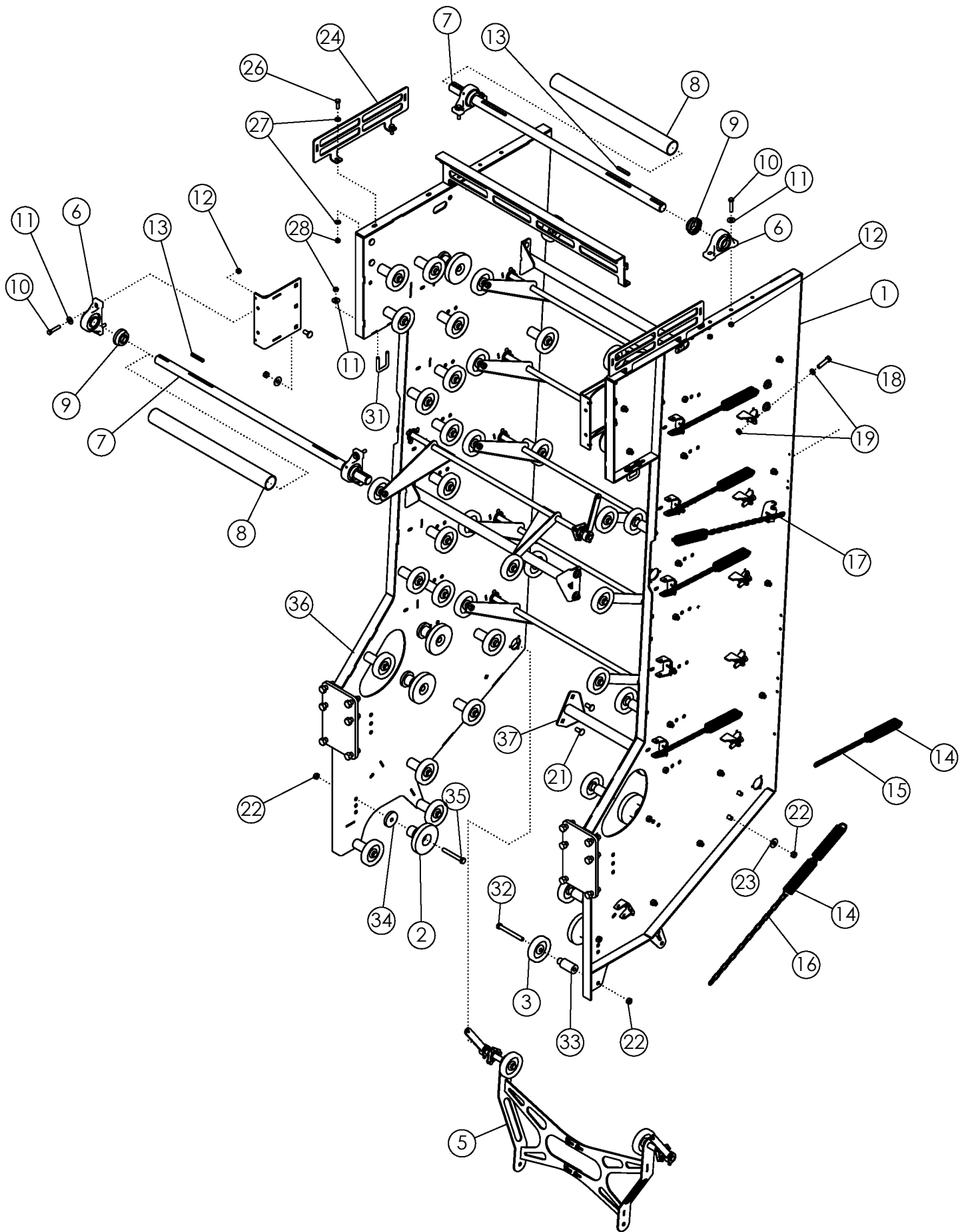
ASSEMBLY BOOM With FOLDING WALLS

ITEM	PART NO.	DESCRIPTION	QTY
1	303042	WLDMT-ELEVATOR BOOM FOLDING	1
2	53825	BOGIE WHEEL 5"	8
3	64192	STAND OFF 4 INCH	16
4	1013068	BOLT-HEX: .63 X6.00 NC GR5 ZP	16
5	1016595	NUT-TOPLOCK: .63 NC GR5 ZP	23
6	68664	ROLLER-STEP 5"	2
7	62932	PLATE-SHIM .50 ZP	2
8	1013816	BOLT-HEX: .63 X 5.00 NC GR5 ZP	2
9	53854	BOGIE WHEEL 4"	8
10	68650	SHAFT-HEAD Ø1.750	1
11	52382	SEAL PROTECTOR 1-3/4"	2
12	52405	BEARING-PILLOW 1-3/4"	2
13	1011608	BOLT-HEX: .50 X 1.75 NC GR5 ZP	3
14	1011584	WASHER-FLAT: SAE .50 ZP	2
15	1027461	NUT-TOPLOCK: .50 NC GR5 ZP	17
16	302099	ASSY-CHAIN REDUCTION FOLDING WALLS	1
17	57686	MOTOR-HYDRAULIC 32.3IN ³ /REV	1
18	53449	SLEEVE-HINGE	2
19	1014349	BOLT-HEX: .63 X 1.50 NC GR5 ZP	2
20	1013024	WASHER-FLAT: .63 ZP	4
21	303047	WLDMT-FOLDING SIDE WALL	2
22	1011609	BOLT-HEX: .50 X 2.00 NC GR5 ZP	8
23	302141	WLDMT-SIDE WALL LOCK GUIDE	2
24	302769	WLDMT-LOCKING PIN 3.75	2
25	302095	SPRING-COMP: .66OD X .063WD X 2.0 14.8K	3
26	1025601	PIN-ROLL	3
27	1032507	BOLT-HEX: .50 X 4.00 NC GR5 ZP	2
28	302126	PLATE-HALF CROSS SUPPORT	2
29	302127	PLATE-HALF CROSS CONNECTOR	2
30	1011607	BOLT-HEX: .50 x 1.50 NC GR5 ZP	4
31	302096	WASHER-PLASTIC: .5 NYLATRON	2
32	1014443	WASHER-FLAT: .50 ZP	1
33	302135	WLDMT-LOCKING PIN	1
34	54825	BRACKET-HOSE ZP	3
35	1032509	BOLT-HEX: .63 X 1.25 NC GR5 ZP	3



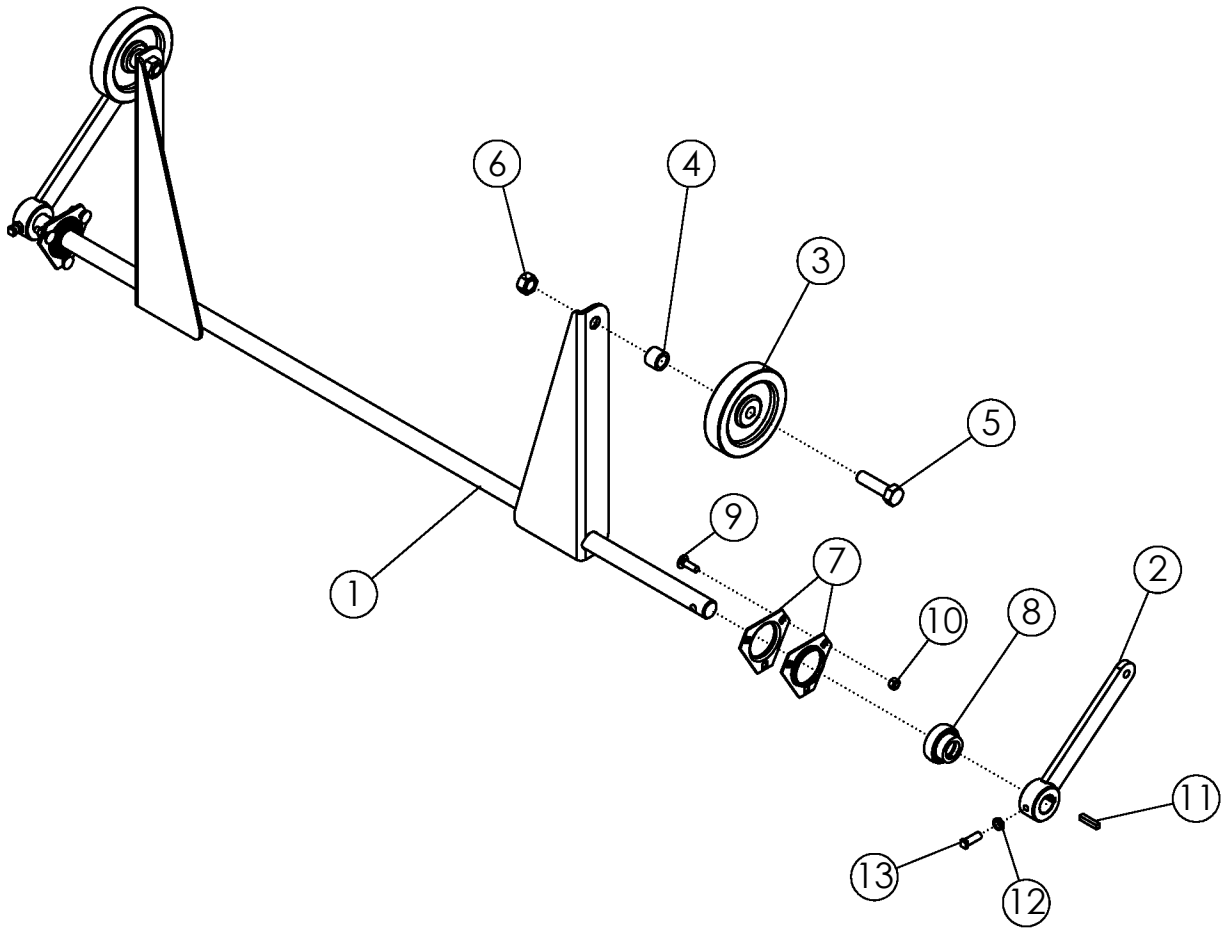
ASSY-CHAIN REDUCTION FOLDING WALLS

ITEM	PART NO.	DESCRIPTION	QTY
1	303049	WLDMT-ELEVATOR MOTOR MOUNT NF	1
2	64155	SPROCKET H80-P15	1
3	53719	HUB P1 1-1/4"	1
4	1011660	BOLT-CRG: .50 X 1.50 NC GR5 ZP	2
5	1027461	NUT-TOPLOCK: .50 NC GR5 ZP	8
6	1012059	BOLT-HEX: .75 X 3.00 NC GR5 ZP	1
7	56334	SPROCKET-IDLER 8012	1
8	58086	SPACER-CHAIN IDLER ZP	1
9	63876	TENSIONER ZP	1
10	1011591	NUT-JAM: .50 NC ZP	2
11	1012061	WASHER-LOCK: .75 ZP	1
12	1011620	NUT-HEX: .75 NC GR2 ZP	1
13	1023854	BOLT-CRG: .50 X 1.25 NC GR5 ZP	4
14	1017708	BOLT-HEX: .50 x 2.25 NC GR5 ZP	2
15	1014443	WASHER-FLAT: .50 ZP	6
16	1011584	WASHER-FLAT: SAE .50 ZP	2
17	56650	SPROCKET H80-Q20	1
18	50335	HUB Q1 1-3/4"	1
19	50152	KEY .38 X .38 X 2.00	1
20	302940	CHAIN-ROLLER 80H-1R-038	1



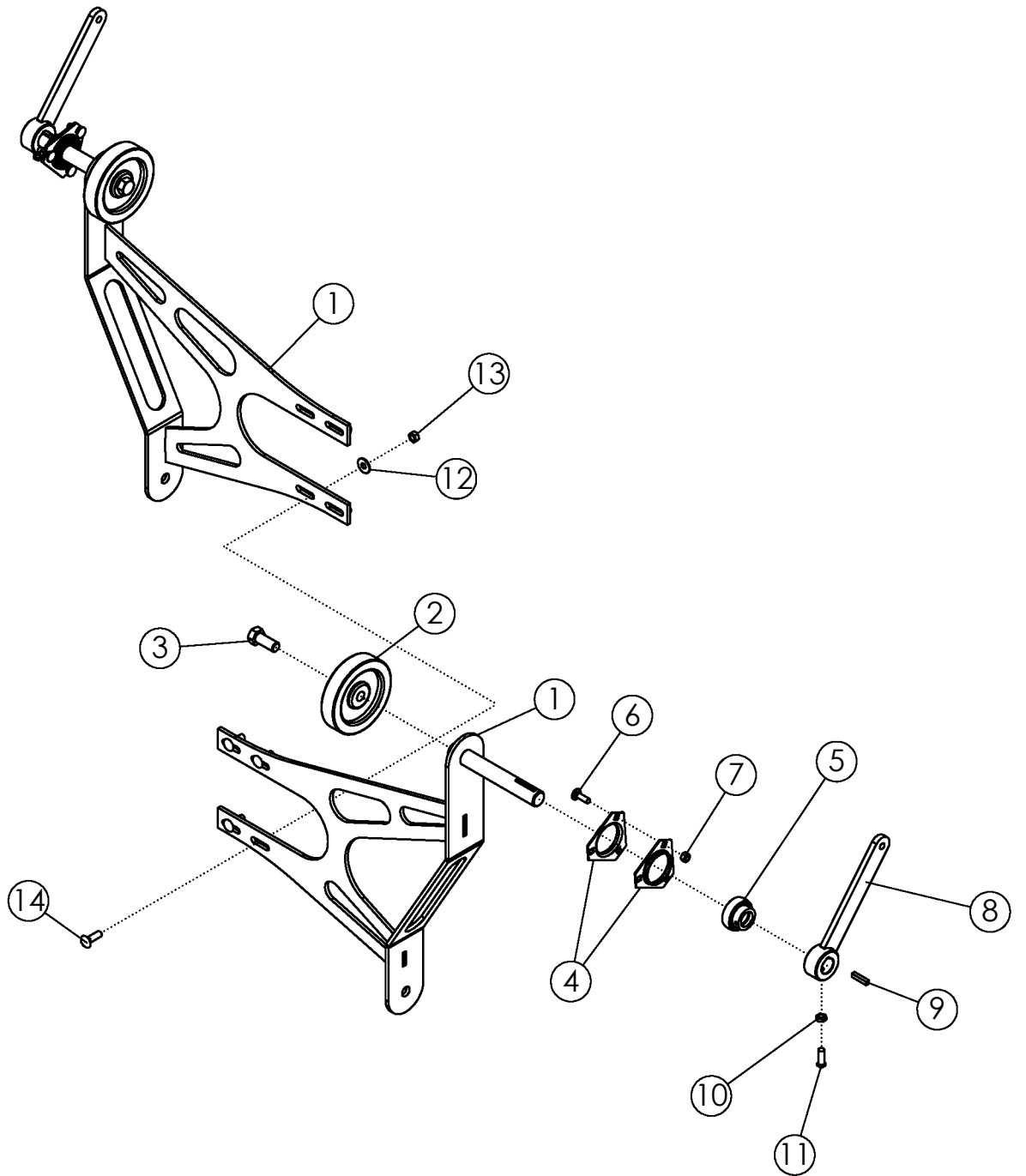
REAR SCRUB: G2 BELTED CHAIN ASSEMBLY

ITEM	PART NO.	DESCRIPTION	QTY
1	302608	WLDMT-REAR SCRUB PANEL G2 RH	1
2	54042	ROLLER-STEP 6" (LONG)	8
3	53825	BOGIE WHEEL 5"	40
4	302634	ASSY-SCRUB PENDULUM	6
5	302635	ASSY-SCRUB PENDULUM LARGE	1
6	52405	BEARING-PILLOW 1-3/4"	4
7	68650	SHAFT-HEAD Ø1.750	2
8	302402	PIPE-PLASTIC 6/8R SCRUB HEAD SHAFT	2
9	52382	SEAL PROTECTOR 1-3/4"	4
10	1011610	BOLT-HEX: .50 x 2.50 NC GR5 ZP	8
11	1014443	WASHER-FLAT: .50 ZP	12
12	1011577	NUT-HEX: .50 NC GR2 ZP	8
13	58201	KEY .375 X .375 X 3.000	4
14	53159	SPRING	16
15	302694	CHAIN-LINK: .188 X 14 LINKS	10
16	57938	CHAIN-LINK: .188 X 20.000	2
17	57939	CHAIN-LINK: .188 X 24.000	2
18	69390	BOLT-HEX: .63 X 2.50 NC GR5 ZP FULL	10
19	1026259	NUT-JAM: .63 NC GR2 ZP	20
20	302681	WLDMT-HEADSHAFT MOUNT	2
21	72063	BOLT-CRG: .63 X 1.50 NC GR5 ZP	18
22	1016595	NUT-TOPLOCK: .63 NC GR5 ZP	66
23	1013024	WASHER-FLAT: .63 ZP	18
24	302621	PLATE-SCRUB EXT SIDE	2
25	302620	PLATE-SCRUB EXT REAR	1
26	1011607	BOLT-HEX: .50 x 1.50 NC GR5 ZP	6
27	1011584	WASHER-FLAT: SAE .50 ZP	12
28	1027461	NUT-TOPLOCK: .50 NC GR5 ZP	10
29	1016598	BOLT- .75 X 2.50 NC GR5 ZP	12
30	1017000	NUT-TOPLOCK: .75 NC GR5 ZP	12
31	65658	U-BOLT: .50 X 3 X 2.06 X 3	2
32	1013068	BOLT-HEX: .63 X 6.00 NC GR5 ZP	40
33	64192	STAND OFF-.625 X 4.0"	40
34	62932	PLATE-SHIM .50 ZP	8
35	1013816	BOLT-HEX: .63 X 5.00 NC GR5 ZP	8
36	302609	WLDMT-REAR SCRUB PANEL G2 LH	1
37	300403	WLDMT-CROSS TUBB	3



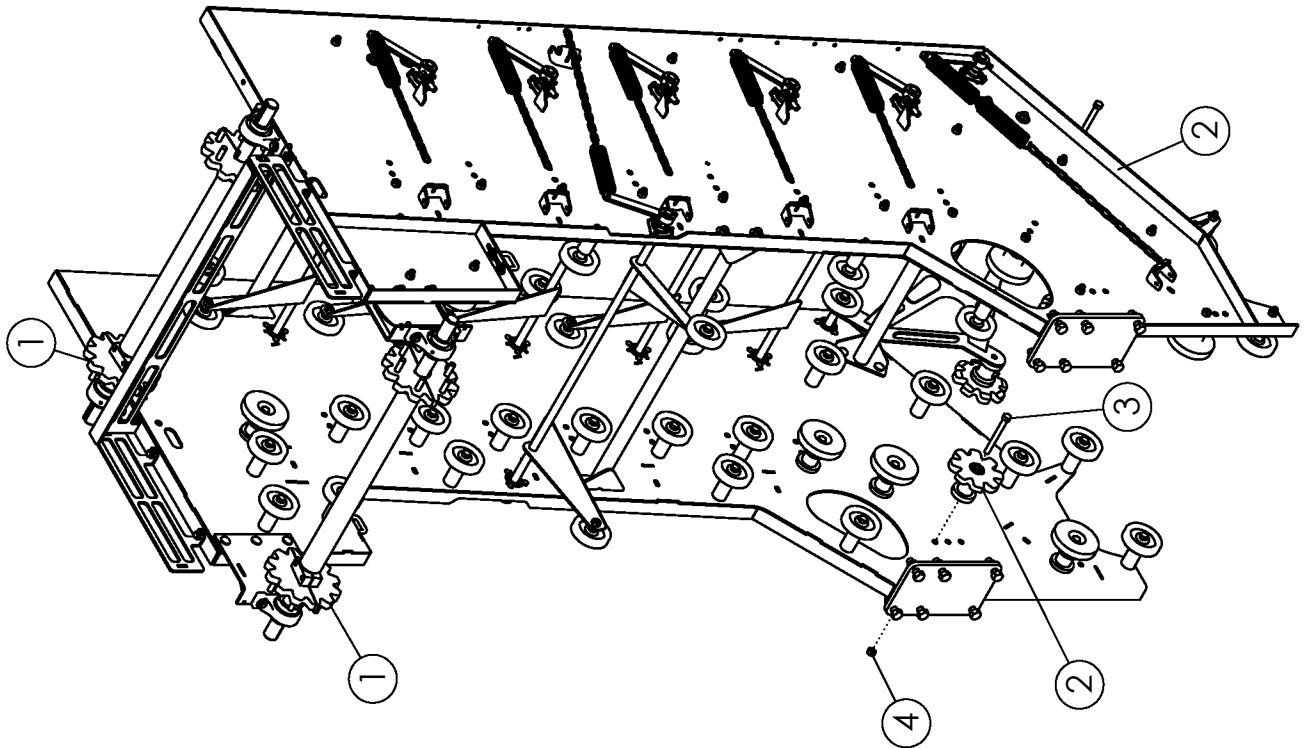
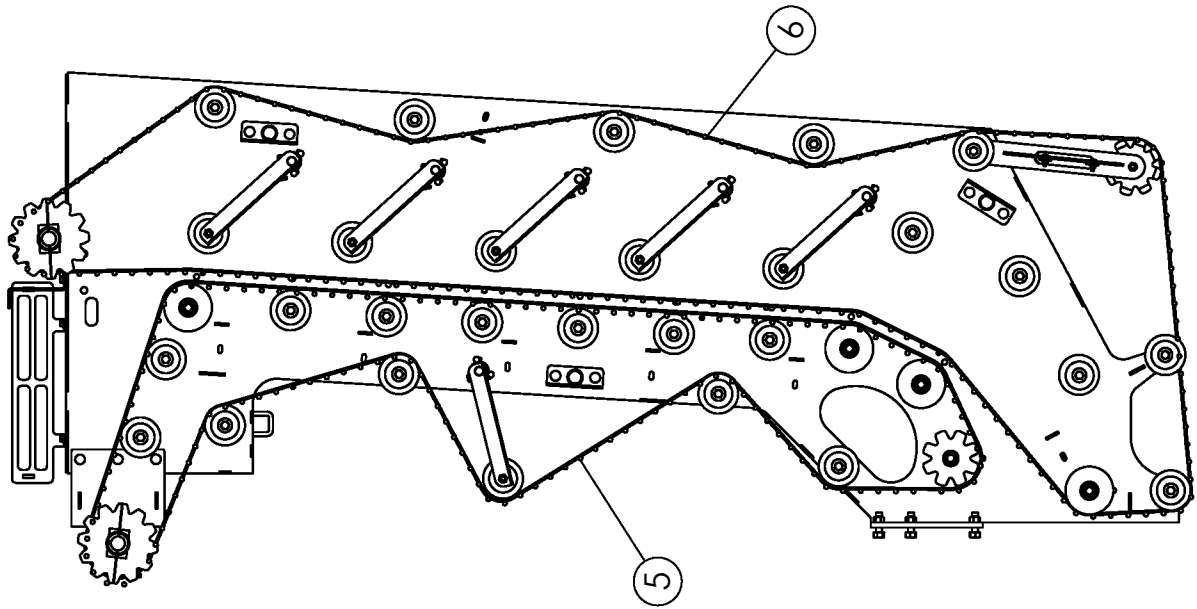
ASSY-SCRUB PENDULUM

ITEM	PART NO.	DESCRIPTION	QTY
1	53401	WLDMT-PENDULUM	1
2	50718	ARM-ZP	2
3	53825	BOGIE WHEEL 5"	2
4	64253	SPACER ZP	2
5	1017526	BOLT-HEX .63 X 2.25 NC GR5 ZP	2
6	1016595	NUT-TOPLOCK: .63 NC GR5 ZP	2
7	53945	TRIANGLE FLANGETTE	4
8	53944	BEARING-INSERT 1" WTH LOCKING COLLAR	2
9	1017255	BOLT-CRG: .31 X 1.00	6
10	1030700	NUT-TOPLOCK: .31 NC GR5 ZP	6
11	1012975	KEY .250 X .250 X 1.250	2
12	1013519	NUT-JAM: .38 NC GR2 ZP	2
13	50813	SCREW-SET: SQ HD .38 X 1.00 ZP	2



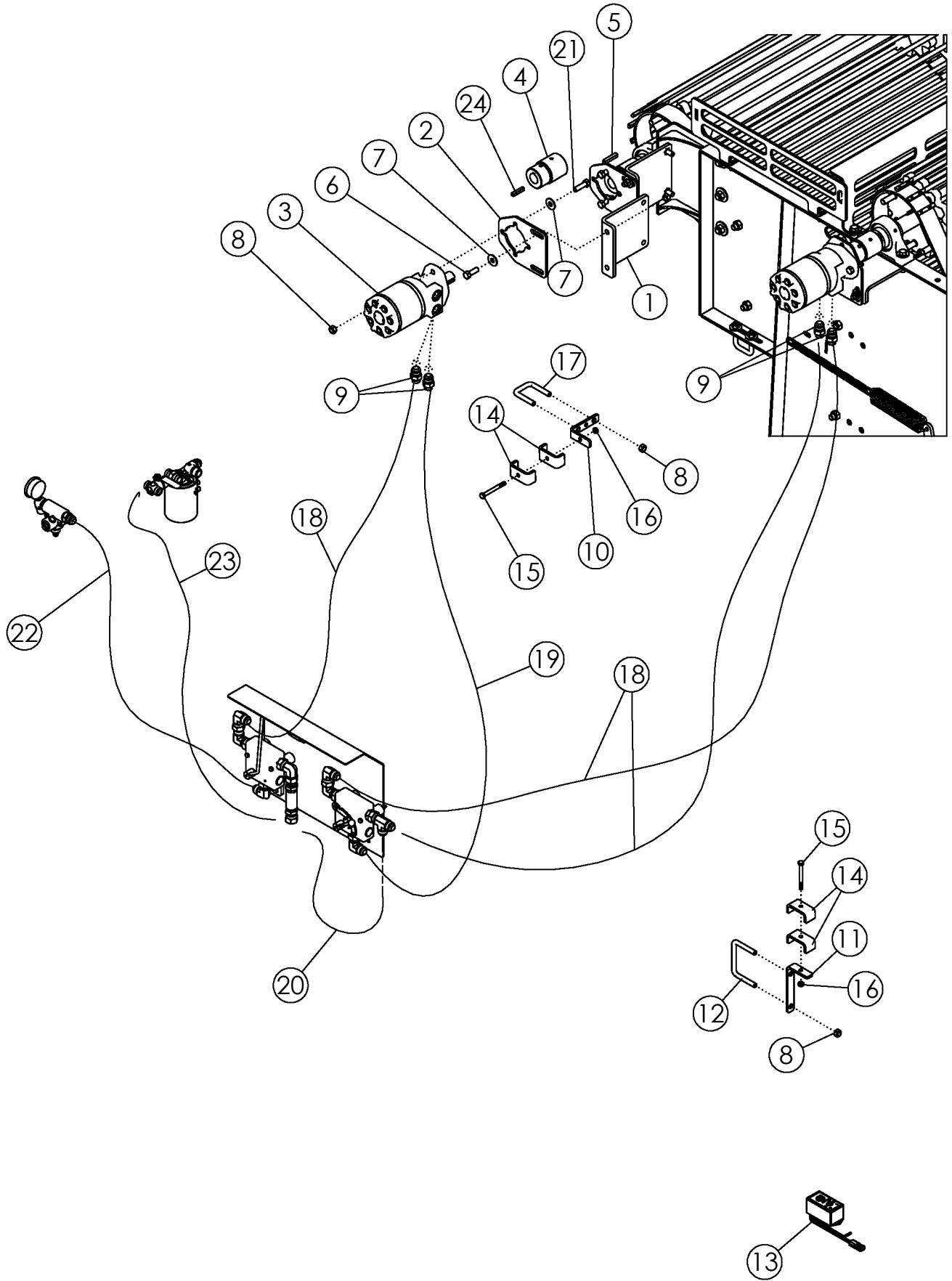
ASSY-SCRUB PENDULUM LARGE

ITEM	PART NO.	DESCRIPTION	QTY
1	302636	WLDMT-SCRUB PENDULUM LARGE	2
2	53825	BOGIE WHEEL 5"	2
3	1014349	BOLT-HEX: .63 X 1.50 NC GR5 ZP	2
4	53945	1016353 TRIANGLE FLANGETTE	4
5	53944	7367-2 BEARING-INSERT 1"	2
6	1017255	BOLT-CRG: .31 X 1.00 NC GR5 ZP	6
7	1030700	NUT-TOPLOCK: .31 NC GR5 ZP	6
8	50718	ARM-ZP	2
9	1012975	KEY .250 X .250 X 1.250	2
10	1013519	NUT-JAM: .38 NC GR2 ZP	2
11	50813	SCREW-SET: SQ HD .38 X 1.00 ZP	2
12	1016362	BOLT-CRG: .38 X 1.25 NC GR5 ZP	4
13	1011828	WASHER-FLAT: .38 ZP	4
14	1016999	NUT-TOPLOCK: .38 NC GR5 ZP	4



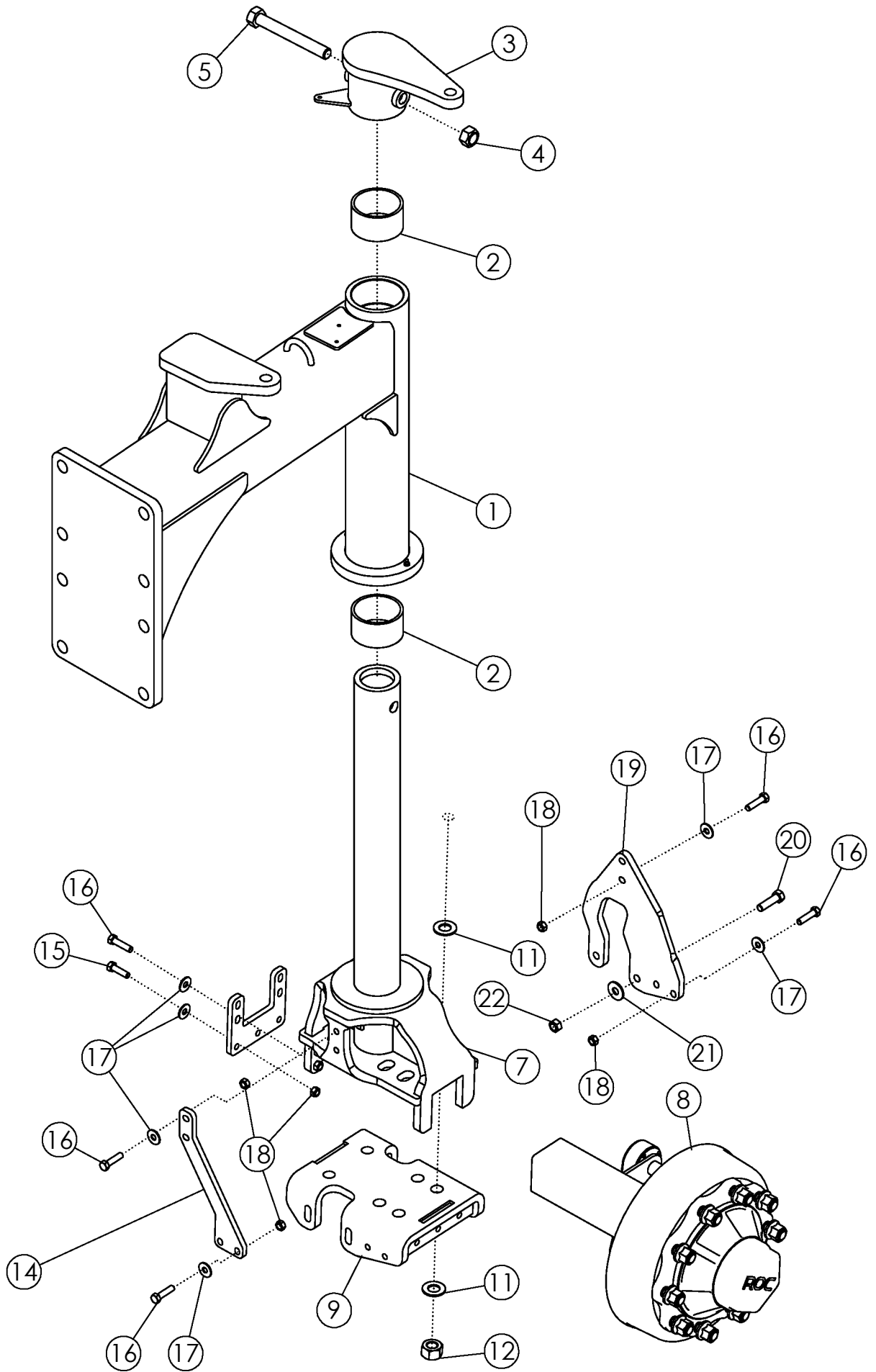
BELTED CHAIN 50MM/56MM G2 SCRUB

ITEM	PART NO.	DESCRIPTION	QTY
1	68651	SPROCKET-SPLIT 56MM	4
	68657	SPROCKET-SPLIT 50MM 14T ϕ 1.750	
2	54824	SPROCKET-IDLER 56MM	4
	63813	SPROCKET-IDLER 50MM 10T	
3	1013068	BOLT-HEX: .63 X6.00 NC GR5 ZP	4
4	1016595	NUT-TOPLOCK: .63 NC GR5 ZP	4
5	302719	BELT-56MM INSIDE SCRUB 6R/8R G2	1
	302720	BELT-50MM INSIDE SCRUB 6R/8R G2	
6	302605	BELT-56MM OUTSIDE SCRUB 6R/8R G2	1
	302721	BELT-50MM OUTSIDE SCRUB 6R/8R G2	



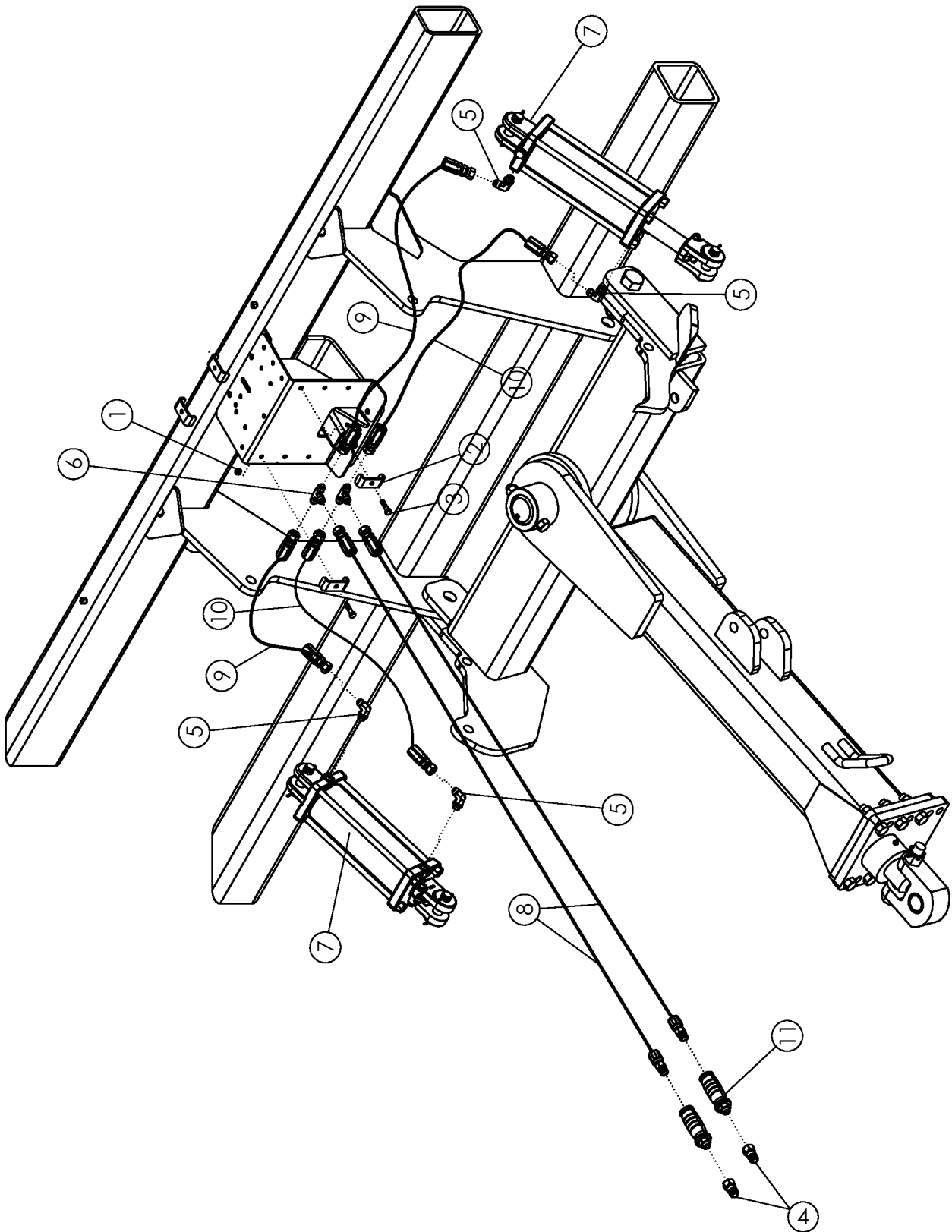
REAR SCRUB DRIVE: DUAL MOTOR

ITEM	PART NO.	DESCRIPTION	QTY
1	68654	PLATE-MOTOR MOUNT	2
2	57843	PLATE-MOTOR HYDRAULIC	2
3	57686	MOTOR-HYDRAULIC 32.3IN ³ /REV	2
	57880	SEAL KIT FOR 57686	
4	68663	COUPLING	2
5	50152	KEY .38 X .38 X 2.00	2
6	1011607	BOLT-HEX: .50 X 1.50 NC GR5 ZP	4
7	1014443	WASHER-FLAT: .50 ZP	8
8	1027461	NUT-TOPLOCK: .50 NC GR5 ZP	14
9	59043	FTG-ADAPTER: 10MB-12MJ	4
10	59184	BRACKET-HOSE ZP	1
11	59182	BRACKET-HOSE ZP	2
12	54653	U-BOLT: .50 X 3.25 X 4.00 X 3.25	2
13	68053	KT-ACTUATOR CONTROL & CABLE	1
14	63753	CLAMP-HOSE 3/4" ZP	6
15	58176	BOLT-HEX: .38 X 3.50 NC GR5 ZP	3
16	1016999	NUT-TOPLOCK: .38 NC GR5 ZP	3
17	65658	U-BOLT: .50 X 3.00 X 2.06 X 3.00	1
18	59068	HOSE: .75 X 144 12FJX-12FJX	3
19	59069	HOSE: .75 X 138 12FJX-12FJX	1
20	63473	HOSE: .75 X 19 12FJX-12FJX	1
21	1011608	BOLT-HEX: .50 X 1.75 NC GR5 ZP	4
22	59035	HOSE: .75 X 66 12FJX-12FJX	1
23	59801	HOSE: .75 X 74 12FJX-12FJX	1
24	58396	KEY .313 X .313 X 1.750	2



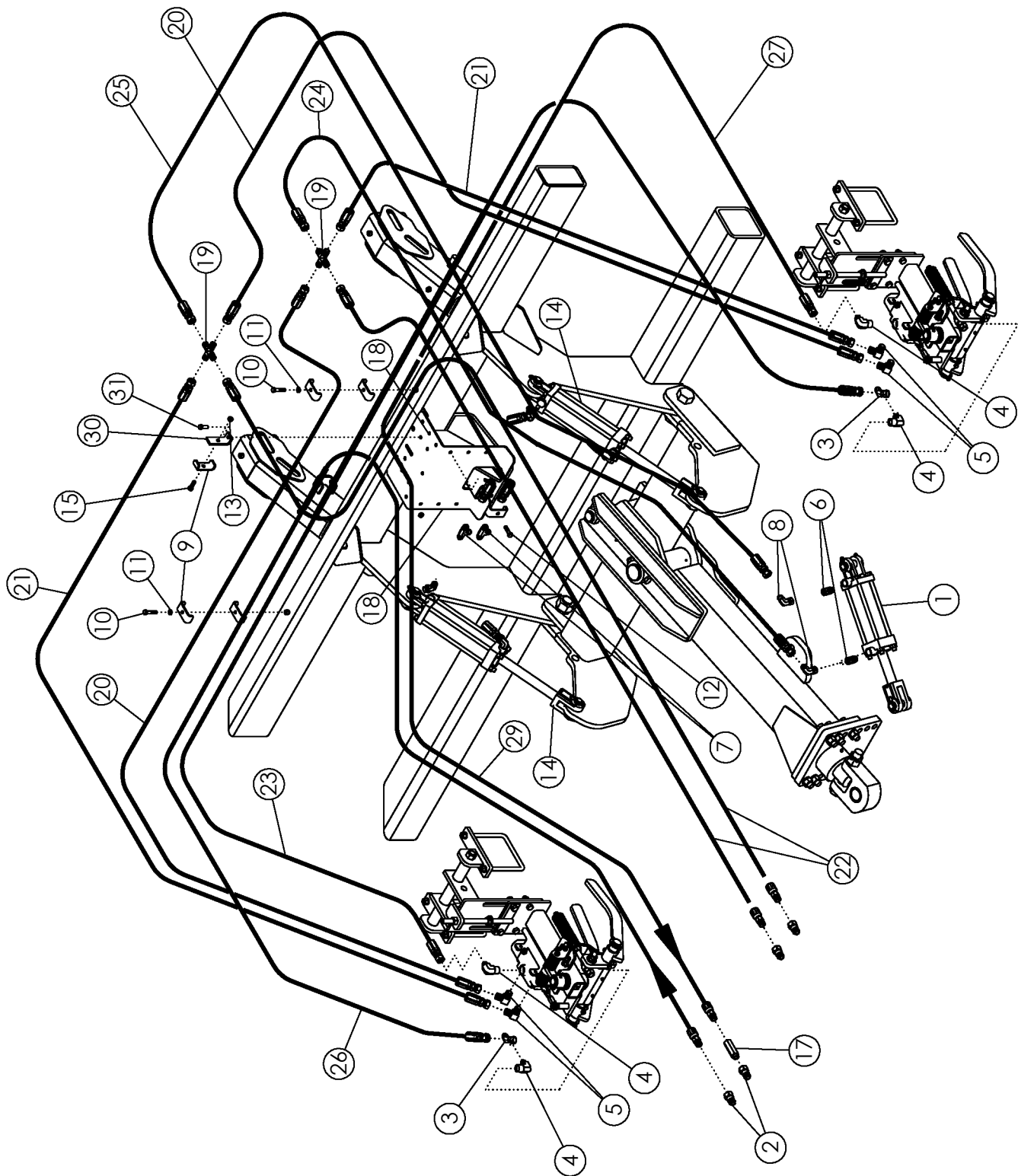
STRUT STEERABLE SINGLE TIRE

ITEM	PART NO.	DESCRIPTION	QTY
1	302035	WLDMT-STEERING HOUSING LH	1
	302036	WLDMT-STEERING HOUSING RH (NOT SHOWN)	
2	59205	BUSHING	2
3	302056	WLDMT - STEERING ARMLH	1
	302266	WLDMT -S TEERING ARM RH (NOT SHOWN)	
4	1016969	NUT-TOPLOCK: 1.00 NC GR5 ZP	1
5	1030725	BOLT-HEX: 1.0 x 8.00 NC GR5 ZP	1
6	1011748	ZERK-GREASE .25 UNF STRAIGHT	3
7	302874	WLDMT-BRAKE STRUT	1
8	302898	ASSY-HUB&SPINDLE: 10-BOL(METRIC) 14000# W/BF	1
9	302884	WLDMT-BRAKE STRUT CLAMP	1
10	1018839	BOLT-HEX: 1.0 x 7.00 NC GR8 ZP	6
11	1016663	WASHER-FLAT	12
12	1016970	NUT-TOPLOCK: 1.00 NC GR8 ZP	6
13	302881	PLATE-BRAKE STRUT END BOLT PLATE	1
14	302930	PLATE-BRAKE STRUT SUPPORT STRAP	1
15	1015621	BOLT-HEX: .50 X 1.75 NC GR5 ZP	3
16	62147	BOLT-HEX: .50 X 2.00 NC GR8 ZP	8
17	1014443	WASHER-FLAT: .50 ZP	11
18	1027461	NUT-TOPLOCK: .50 NC GR5 ZP	15
19	303151	PLATE-BRAKE STRUT STRAP LH	1
20	44385	BOLT-HEX .63 X 2.25 NC GR8 ZP	2
21	1013024	WASHER-FLAT: .63 ZP	2
22	1016595	NUT-TOPLOCK: .63 NC GR5 ZP	2



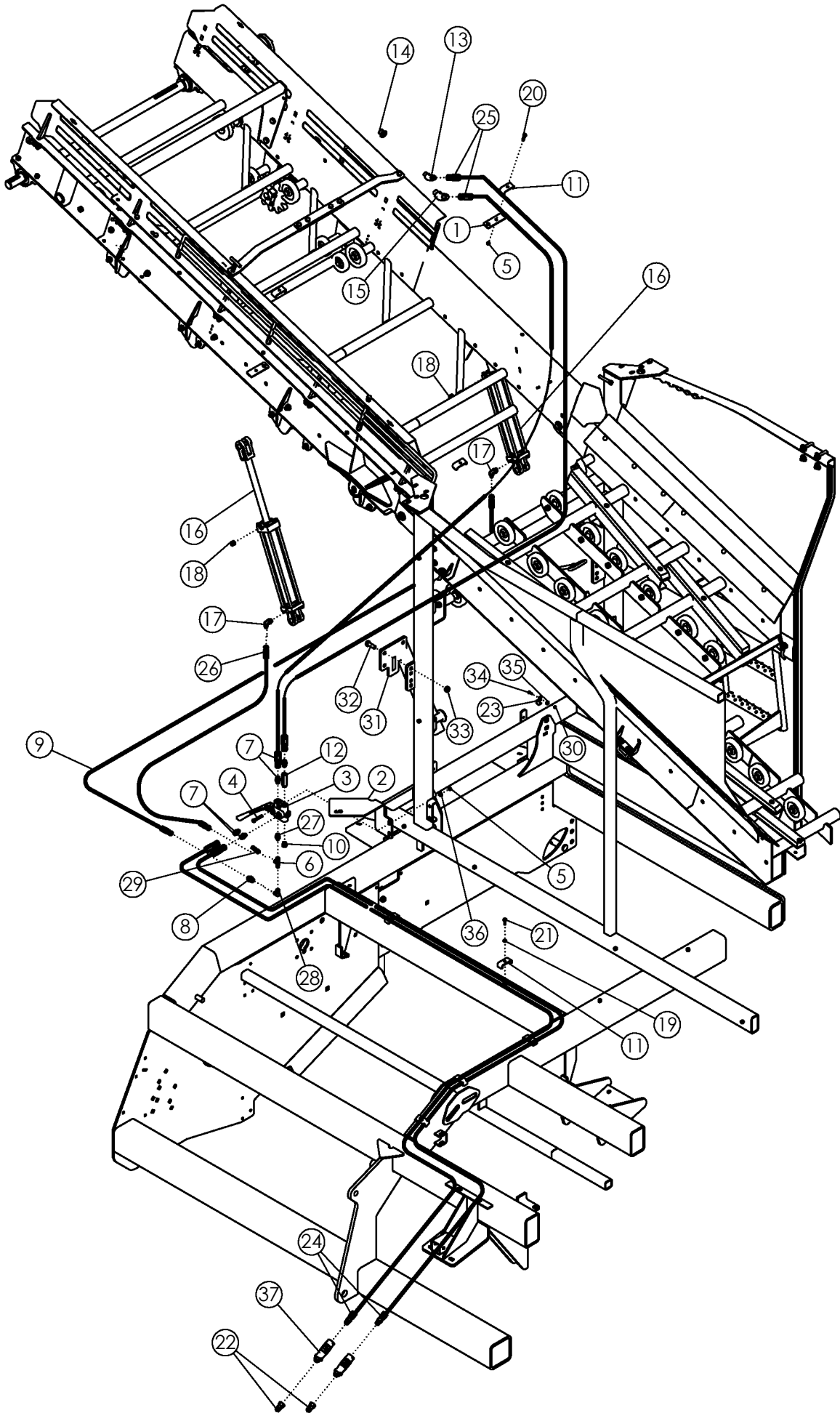
HITCH HYDRAULICS

ITEM	PART NO.	DESCRIPTION	QTY
1	1016999	NUT-TOPLOCK: .38 NC GR5 ZP	6
2	50714	CLAMP .50 ZP	6
3	1011602	BOLT-HEX: .38 X 1.50 NC GR5 ZP	6
4	36290	PIONEER TIP 8010-15P (#8 ORB)	2
5	58560	FTG-ELBOW: 8MB-8MJ-90	4
6	57667	FTG-TEE: 8MJ-8MJ-8MJ	2
7	62082	CYLINDER-HYDRAULIC 4 X 10" 3000	2
	301315	SEAL KIT FOR 62082 UNIVERSAL	
8	37705	HOSE: .50 X 128 8FJX-8MB	2
	301647	HOSE: .50 X 143 8MB-8FJX	2
9	57676	HOSE: .50 X 031 8FJX-8FJX	2
	1015221	HOSE: .50 X 040 8FJX-8FJX	2
10	301105	HOSE: .50 X 043 8FJX-8FJX	2
	35770	HOSE: .50 X 052 8FJX-8FJX	2
11	301911	HYD LABEL: .50 BLACK/GRAY SET	1



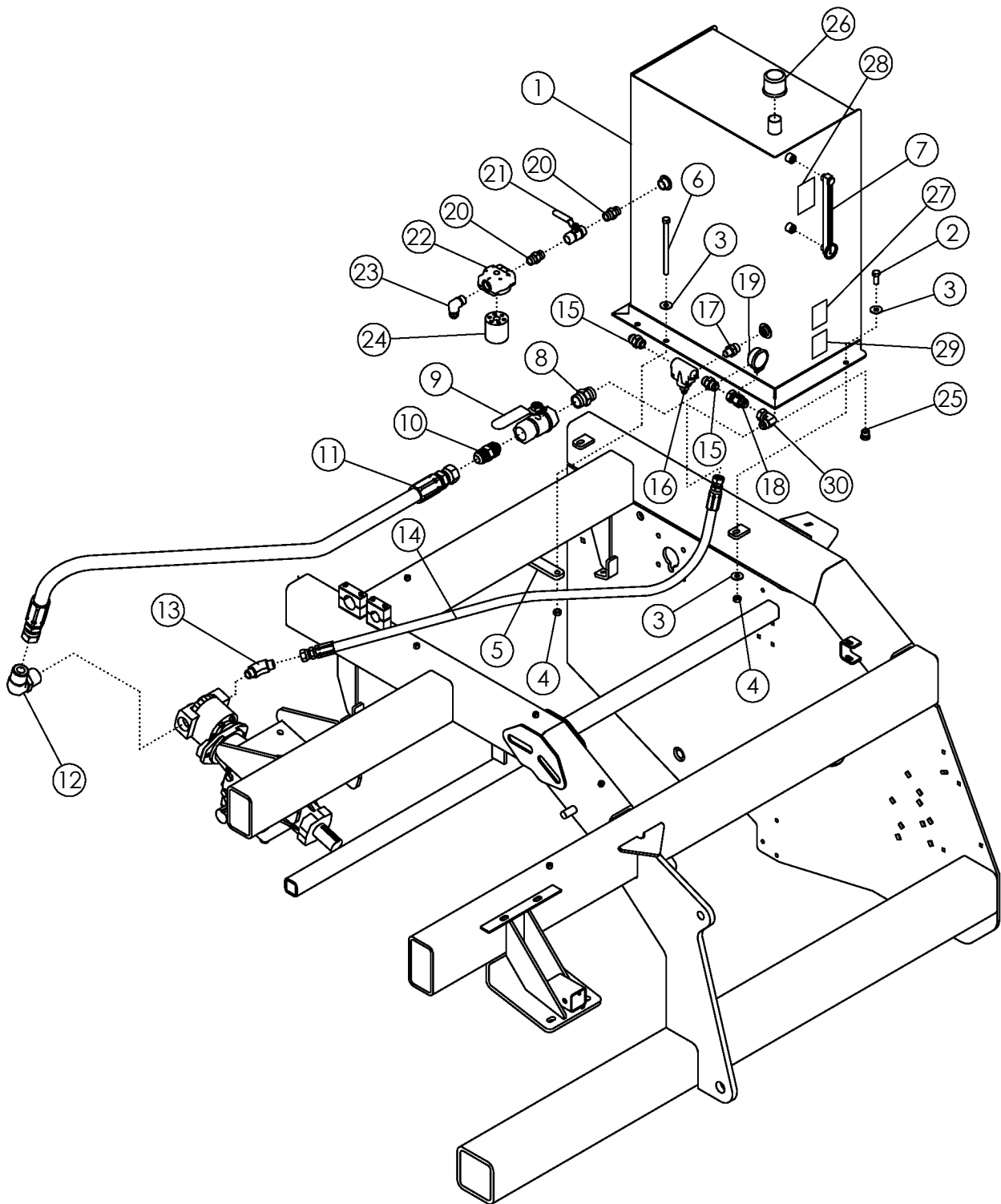
DUAL ROWFINDER HITCH & HYDRAULICS-STD			
ITEM	PART NO.	DESCRIPTION	QTY
1	58891	CYLINDER-HYDRAULIC 4 X 8" 3000	1
	301315	SEAL KIT FOR 58891	
2	36290	PIONEER TIP 8010-15 #8 ORB	6
3	57663	FTG-ELBOW: 8MJ-8FJX-45	2
4	65901	FTG-ELBOW: 10MB-8MJ-90	4
5	58560	FTG-ELBOW: 8MB-8MJ-90	6
6	56941	FTG-ADAPTER: 8MB-8FJX	2
7	57667	FTG-TEE: 8MJ-8MJ-8MJ	2
8	63017	FTG-ELBOW: 8MJ-8MJ-90	2
9	50714	CLAMP 1/2" ZP	8
10	1011603	BOLT-HEX: .38 X 1.75 NC GR5 ZP	2
11	1011586	WASHER-LOCK: .38 ZP	2
12	1011602	BOLT-HEX: .38 X 1.50 NC GR5 ZP	4
13	1016999	NUT-TOPLOCK: .38 NC GR5 ZP	10
14	62082	CYLINDER-HYDRAULIC 4 X 10" 3000	2
	301315	SEAL KIT FOR 62082	
15	1011601	BOLT-HEX: .38 X 1.25 NC GR5 ZP	2
16	58515	FTG-ELBOW: 8MB-8MJ-45	2
17	300070	VALVE-CHECK: 8MB-8FB FLOW F-->M (FC-08R)	1
18	62883	PLATE-HOSE MOUNT	1
19	68160	FTG-CROSS: 8MJ	2
20	1028860	HOSE: .50 X 102 8FJX-8FJX	2
21	1024421	HOSE: .50 X 090 8FJX-8FJX	2
22	300055	HOSE: .50 X 100 8MB-8FJX	4
23	58378	HOSE: .50 X 182 8FJX-8FJX	1
24	64087	HOSE: .50 X 070 8FJX-8FJX	1
25	57012	HOSE: .50 X 058 8FJX-8FJX	1
26	300066	HOSE: .50 X 198 8FJX-8MB	1
27	300039	HOSE: .50 X 184 8MB-8FJX	1
28	57677	HOSE: .50 X 021 8FJX-8FJX	2
29	57676	HOSE: .50 X 031 8FJX-8FJX	2
30	68180	PLATE-HOSE MOUNT	2
31	1011600	BOLT-HEX: .38 X 1.00 NC GR5 ZP	2

****IMPORTANT** ITEM 17 (PN: 300070-CHECK VALVE) MUST BE INSTALLED AS SHOWN PER THE DIAGRAM, TO PREVENT PREMATURE ROWFINDER VALVE FAILURE**



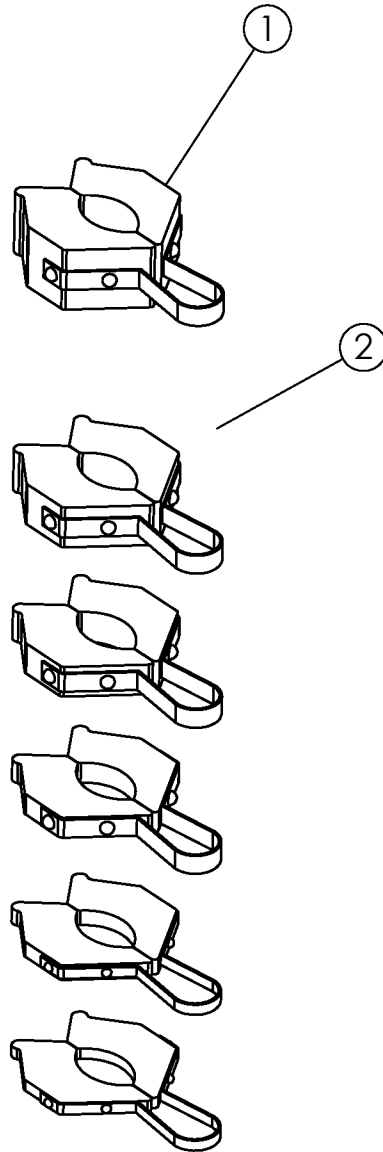
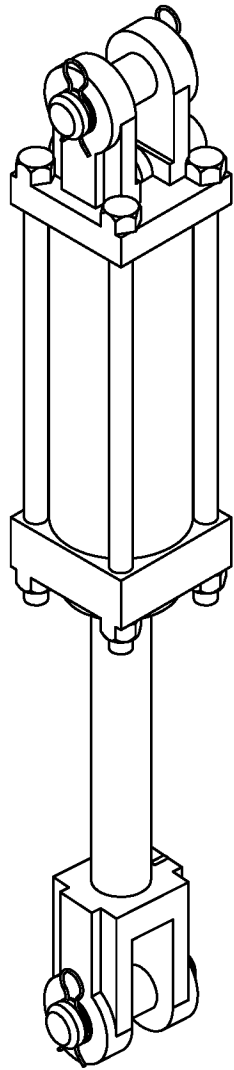
TANK HYDRAULICS

ITEM	PART NO.	DESCRIPTION	QTY
1	54825	BRACKET-HOSE ZP	2
2	62904	GUARD-SELECTOR VALVE	1
3	58470	VALVE-SELECTOR	1
4	59390	BOLT-HEX: .38 X 2.25 NC GR5 ZP	2
5	1016999	NUT-TOPLOCK: .38 NC GR5 ZP	4
6	56231	FTG-TEE: 6MJ-6FJX-6MJ	1
7	56226	FTG-ADAPTER: 8MB-8MJ	4
8	300072	FITTING-RESTRICTOR (6MJ-6FJ R 1/16)	1
9	68163	HOSE: .38 X 96 6FJX-6FJX	1
10	56190	FTG-PLUG: 8MB	1
11	50714	CLAMP 1/2" ZP	10
12	300070	VALVE-CHECK: 8MB-8FB FLOWF-->M	1
13	58515	FTG-ELBOW: 8MB-8MJ-45	1
14	300069	FTG-ADAPTER: 8FB-10MB	1
15	56229	FTG-ELBOW: 10MB-8MJ-45	1
16	58889	CYLINDER-HYD 2.5 X 16	2
17	58557	FTG-ELBOW: 8MB-6MJ 90	2
18	58547	FTG-PLUG: 8MB BREATHER	2
19	1011586	WASHER-LOCK: .38 ZP	6
20	1011602	BOLT-HEX: .38 X 1.50 NC GR5 ZP	2
21	1011600	BOLT-HEX: .38 X 1.00 NC GR5 ZP	6
22	36290	PIONEER TIP 8010-15P (#8 ORB)	2
23	50779	HOSE-CLAMP	2
24	302753	HOSE: .50 X 305 8FJX-8MB	2
25	302754	HOSE: .50 X 180 8FJX-8FJX	2
26	63897	HOSE: .38 X 32 6FJX-6FJX	1
27	66624	FTG-ADAPTER: 6MJ-8MB	1
28	57897	FTG-ELBOW: 6MJ-6FJX-90	1
29	301538	FTG-ELBOW: 6MJ-6FJX-45	1
30	1030946	NUT-TOPLOCK: .25 NC GR5 ZP	2
31	301298	WLDMT-CYLINDER LUG	2
32	1013918	BOLT-HEX .63 X 1.750 NC GR5 ZP	8
33	1016595	NUT-TOPLOCK: .63 NC GR5 ZP	8
34	1011595	BOLT-HEX: .25 X .75 NC GR5 ZP	2
35	1020416	WASHER-FLAT: .25 ZP	2
36	1011828	WASHER-FLAT .38 ZP	2
37	301914	HYD LABEL: .50 GREEN/GRAY SET	1



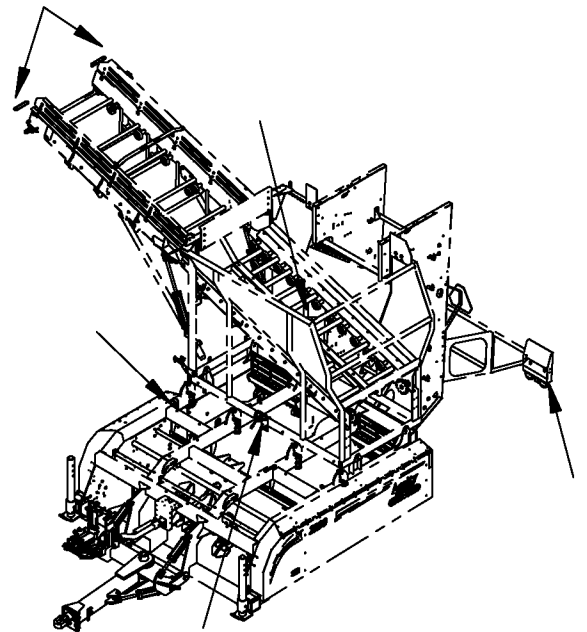
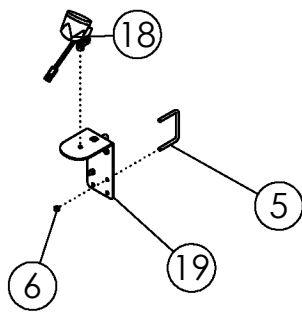

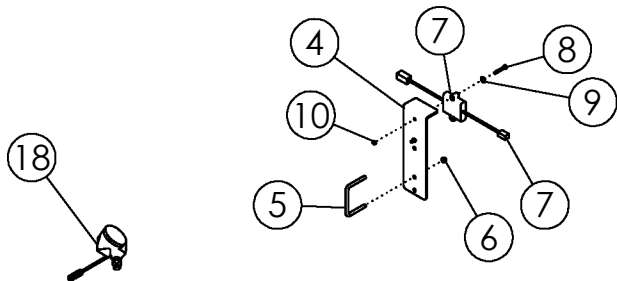
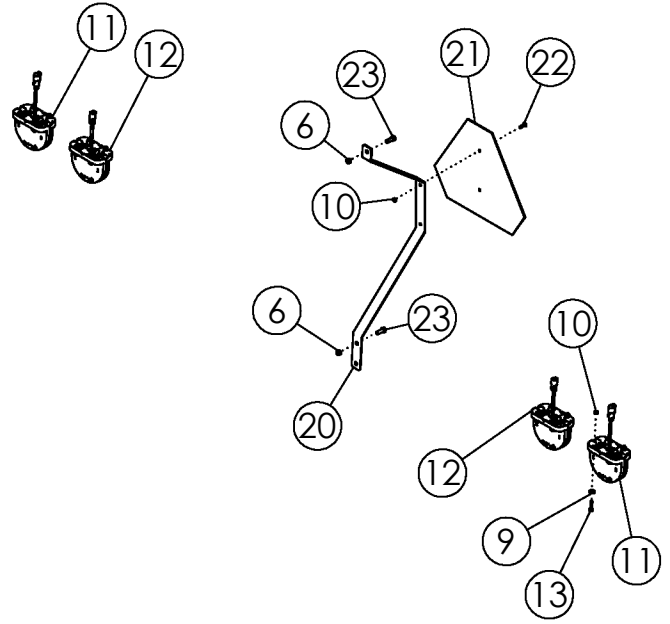
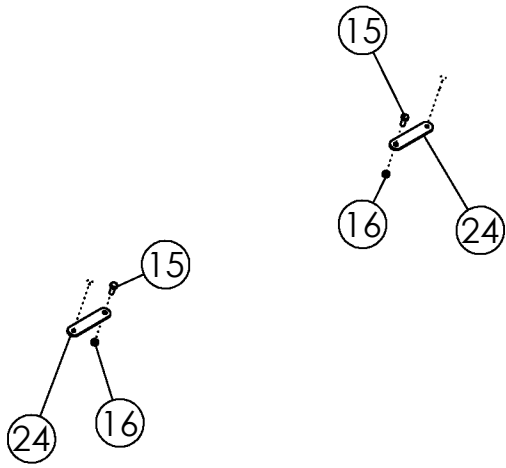
HYDRAULIC TANK

ITEM	PART NO.	DESCRIPTION	QTY
1	58079	HYDRAULIC TANK-PAINTED	1
2	1011606	BOLT-HEX: .50 X 1.25 NC GR5 ZP	2
3	1014443	WASHER-FLAT: .50 ZP	6
4	1027461	NUT-TOPLOCK: .50 NC GR5 ZP	4
5	58204	BAR - BOLTING	1
6	1032514	BOLT-HEX: .50 X 7.50 NC GR5 ZP	2
7	58914	GAUGE-LEVEL & TEMP	1
8	58978	FTG-ADAPTER: 20MP-20MP	1
9	58979	VALVE-BALL: 20FP-20FP	1
10	62209	FTG-ADAPTER: 20MP-20MJ	1
11	301554	HOSE: 1.25 X 078 20FJX-20FJX	1
12	58980	FTG-ELBOW: 24MB-20MJ-90	1
13	62212	FTG-ELBOW: 16MB-12MJ-45	1
14	301555	HOSE: .75 X 172 12FJX-12FJX	1
15	65918	FTG-ADAPTER: 12MB-12MJ	2
16	302997	VALVE-RELIEF 2500PSI	1
17	303000	FTG-ADAPTER: 12MB-8MP	1
18	301173	FTG-ADAPTER: 12MJ-12FJX W/4FB	1
19	301175	GAUGE-PRESSURE: 1/4"MP 3000 PSI	1
20	58196	FTG-ADAPTER: 12MP-12MP	2
21	59165	VALVE-BALL 3/4FP - 3/4FP	1
22	58690	FILTER HEAD	1
23	59044	FTG-ELBOW: 12MP-12MJ-90	1
24	58691	FILTER-HYDRAULIC	1
25	55718	FTG-PLUG: 8MB	1
26	58197	CAP-FILLER	1
27	62964	DECAL-WARNING	1
28	303269	DECAL-HYDRAULIC OIL	1
29	64429	DECAL-WARNING BALL VALVE	1
30	59041	FTG-ELBOW: 12MJ-12FJX-90	1



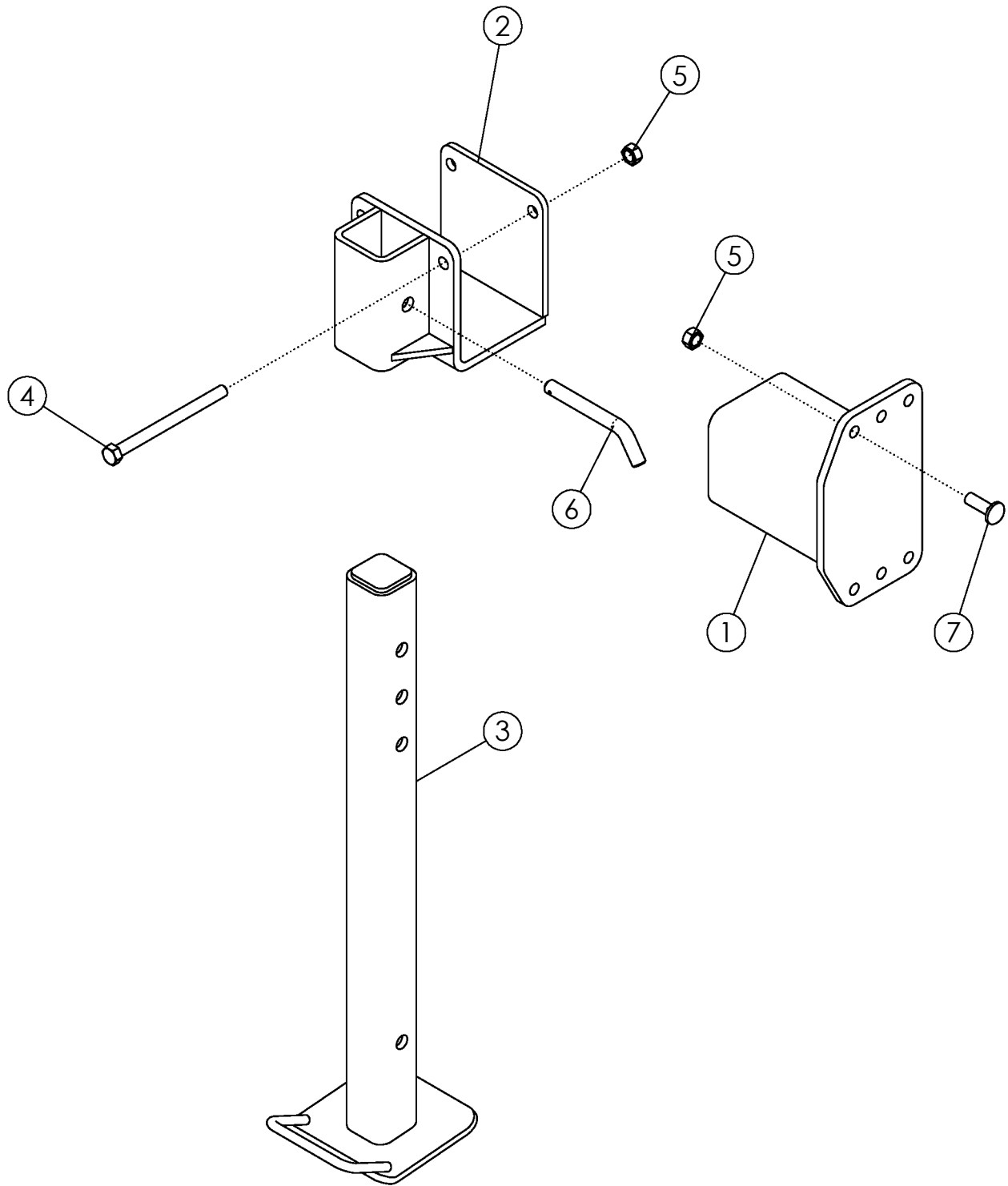
CYLINDER STOP KIT #51497 (OPTIONAL)

ITEM	PART NO.	DESCRIPTION	QTY
1	54004	STOP-CYLINDER 1.5" (SILVER)	1
2	52320	CYLINDER STOP A-KT (.25 THRU 1.00)	1



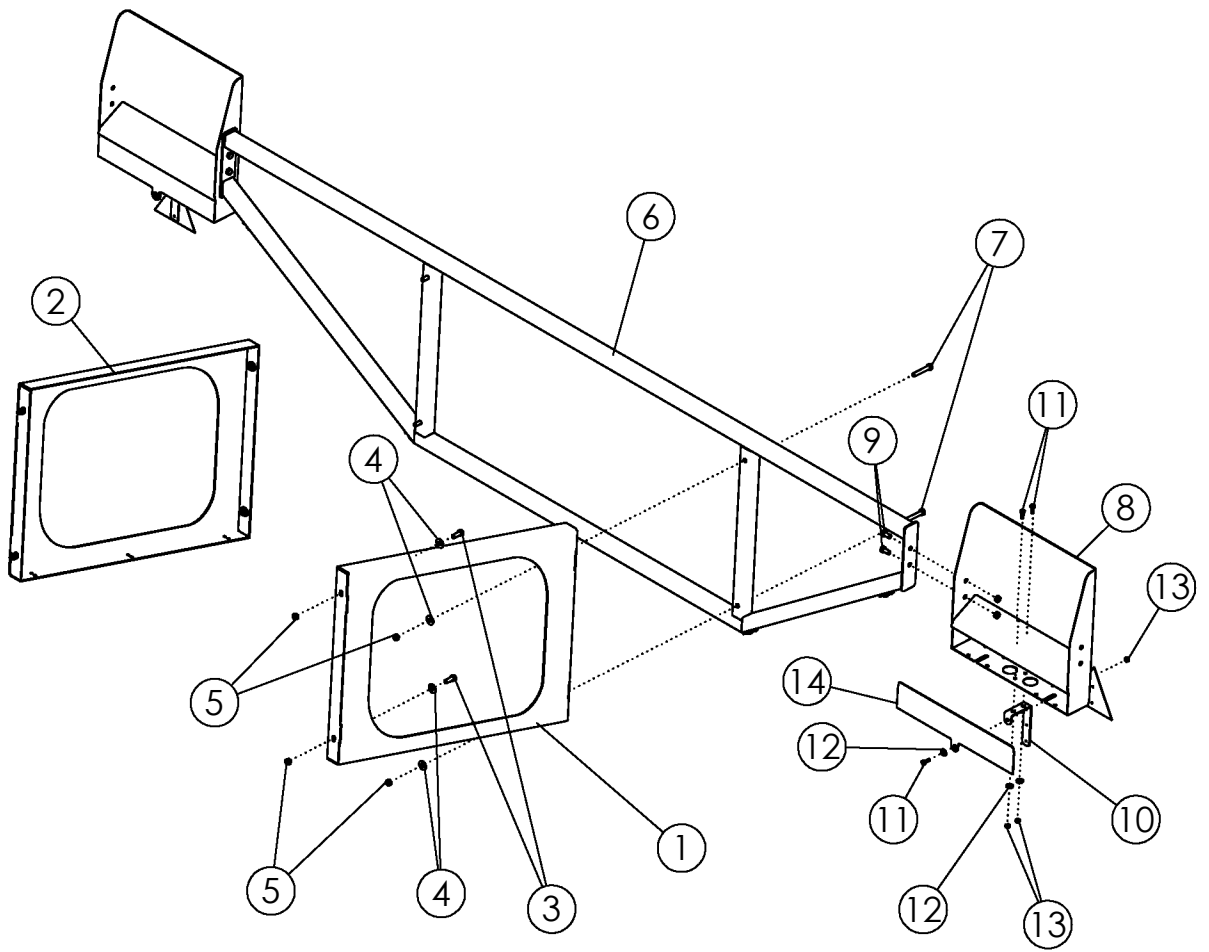
LIGHT KIT CE

ITEM	PART NO.	DESCRIPTION	QTY
1	302431	HARNESS-HRV MAIN EXPORT (NOT SHOWN)	1
2	301494	HARNESS-HRV 8R HAZARD (NOT SHOWN)	1
3	301495	HARNESS-HRV 8R WORK LIGHT (NOT SHOWN)	1
4	301339	PLATE-LIGHT MODULE MOUNT	1
5	306098	U-BOLT: .375 X 3.00 X 4.00 X 3.00 ZP	3
6	1016999	NUT-TOPLOCK: .38 NC GR5 ZP	9
7	305216	HARNESS-FLASHER MODULE	1
8	1016853	BOLT-HEX: .25 X 1.75 NC GR5 ZP	2
9	1020416	WASHER-FLAT: .25 ZP	18
10	1030946	NUT-TOPLOCK: .25 NC GR5 ZP	20
11	302934	LIGHT-GROTE RED LAMP ECE (CE)	2
12	302935	LIGHT-GROTE YELLOW LAMP ECE (CE)	2
13	1013940	BOLT-HEX: .25 X 1.25 NC GR5	16
14	300326	PLATE-LIGHT MOUNT BOOM (REAR)	1
15	1011606	BOLT-HEX: .50 X 1.25 NC GR5 ZP	2
16	1027461	NUT-TOPLOCK: .50 NC GR5 ZP	2
17	301293	LIGHT-GROTE 2000 OVAL FLOOD	2
18	301294	LIGHT-GROTE T26 NEAR FLOOD	3
19	300327	PLATE-LIGHT MOUNT	1
20	64290	MOUNT-SMV SIGN	1
21	65329	SIGN-SMV ASAE S276.5	1
22	1011595	BOLT-HEX: .25 X .75 NC GR5 ZP	2
23	1011600	BOLT-HEX: .38 X 1.00 NC GR5 ZP	3
24	300332	PLATE-LIGHT MOUNT BOOM (FRONT)	1



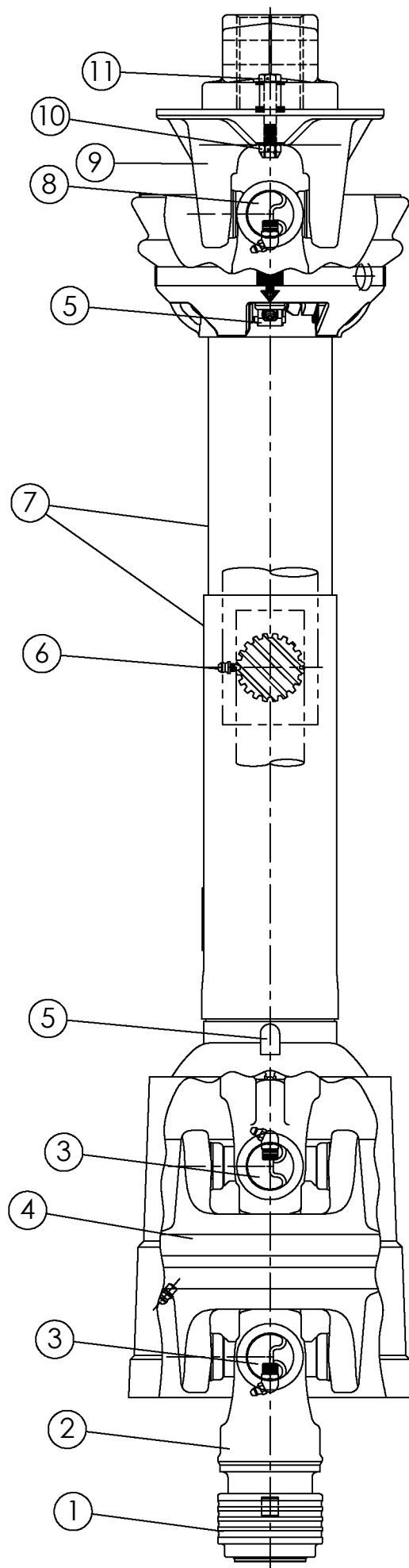
BOLT-ON STAND

ITEM	PART NO.	DESCRIPTION	QTY
1	302914	RALLONGE DE TUBE POUR LE STAND WLDMT-HRV	1
2	63377	WLDMT-SUPPORT	1
3	63382	WLDMT-STAND SUPPORT	1
4	1018957	BOULON-HEX :.63 X 8,00 NC GR5 ZP	2
5	1016595	ÉCROU-TOPLOCK :.63 NC GR5 ZP	3
6	63407	BROCHE-BENT	1
7	58635	BOULON-CRG :.63 X 2,00 NC GR5 ZP	1



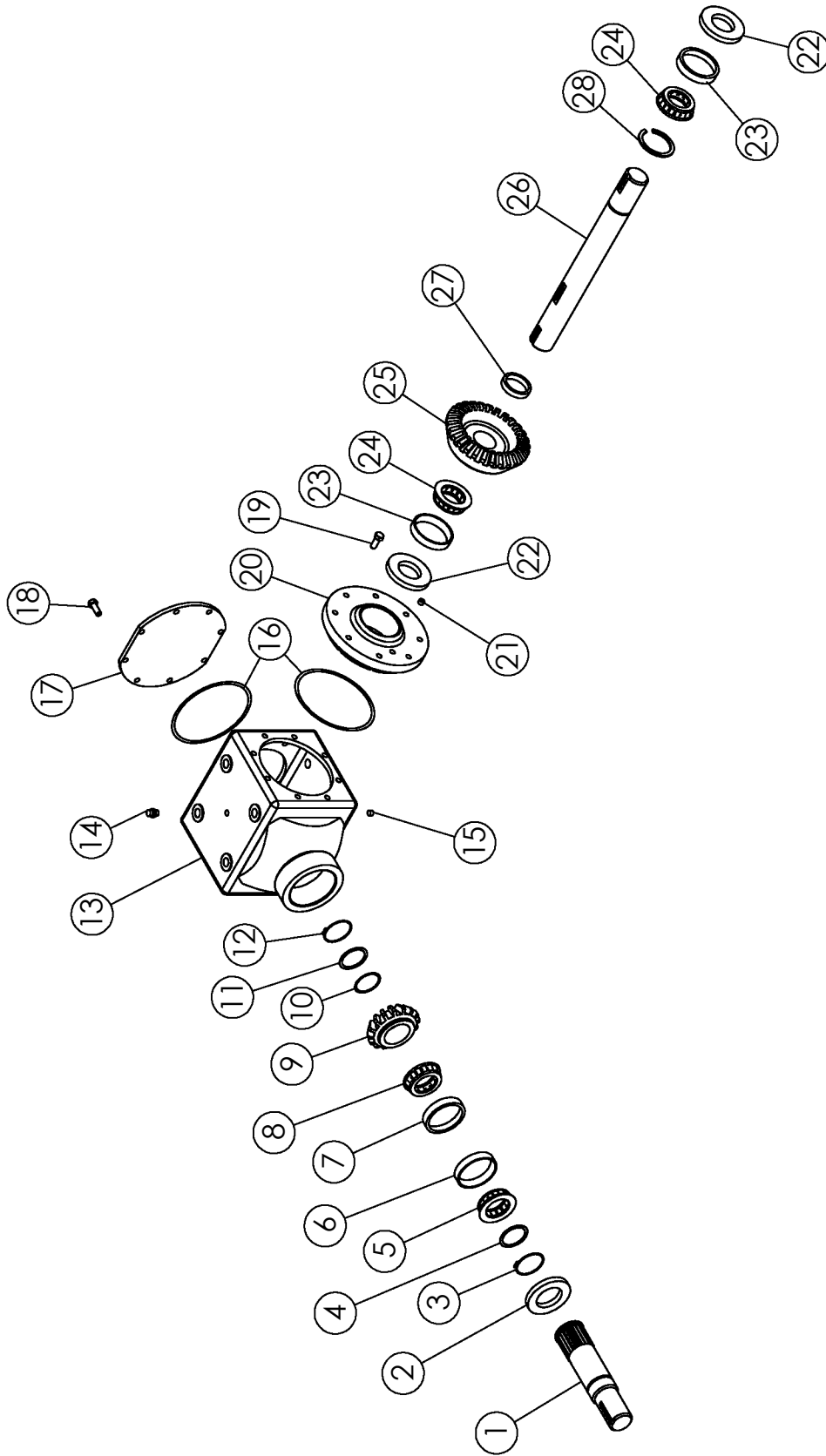
REAR SCRUB GUARD ASSEMBLY

ITEM	PART NO.	DESCRIPTION	QTY
1	302956	WLDMT-REAR GUARD SIDE LH	1
2	302959	WLDMT-REAR GUARD SIDE RH	1
3	1011600	BOLT-HEX: .38 X 1.00 NC GR5 ZP	4
4	1011828	WASHER-FLAT .38 ZP	8
5	1016999	NUT-TOPLOCK: .38 NC GR5 ZP	12
6	302961	WLMDT-REAR GUARD	1
7	59390	BOLT-HEX: .38 X 2.25 NC GR5 ZP	4
8	302968	WLMDT-REAR GUARD LIGHT MOUNT	2
9	1011599	BOLT-HEX: .38 X .75 NC GR5 ZP	4
10	302972	PLATE-REAR GUARD TRIANGLE MOUNT	2
11	1011595	BOLT-HEX: .25 X .75 NC GR5 ZP	6
12	1020416	WASHER-FLAT: .25 ZP	6
13	1030946	NUT-TOPLOCK: .25 NC GR5 ZP	6
14	302971	PLATE-LIGHT MOUNT COVER	2



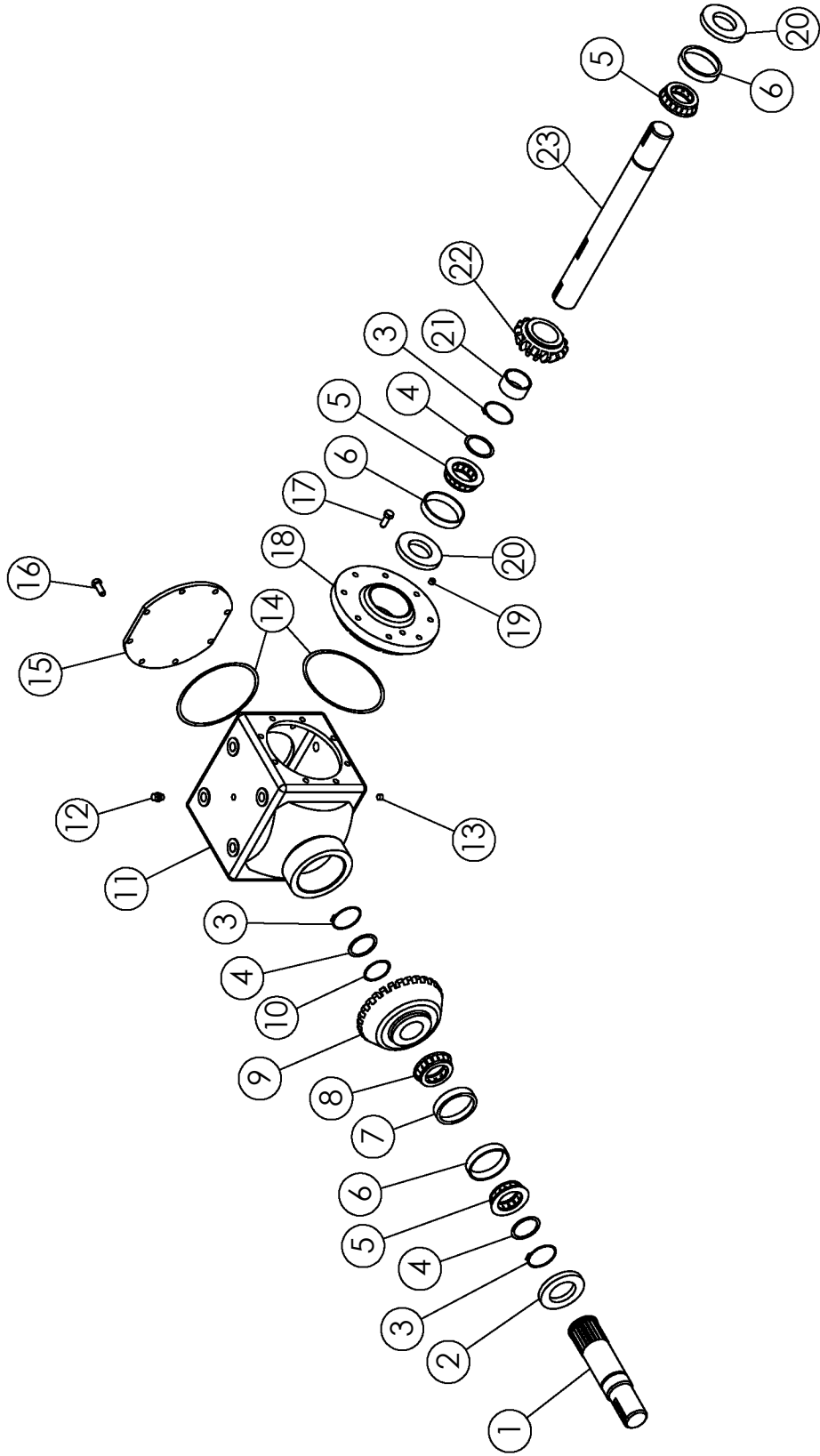
PTO CV DRIVELINE #301575
1.375" - 21 SPLINE

ITEM	PART NO.	DESCRIPTION	QTY
1	62122	KT-SAFETY SLIDE LOCK REPAIR 1.375"	1
2	301824	YOKE ASSY-SAFETY SLIDE LOCK 1.375" CAT 6 CV	1
3	301841	KT-CROSS & BEARING CAT 6	2
4	305904	HOUSING-CV CENTER ASSY CAT 6	1
5	64398	KT-NYLON REPAIR UNIVERSAL	2
6	54161	ZERK-DRIVE LUBE FTG (PRESSED IN)	4
7	301559	GUARD SET-CV PTO HRV MAX 90" EXT.	1
8	54172	KT-CROSS & BEARING 35E SERIES	1
9	57286	ASSY-BALL SHEAR HRV	1
10	1030700	NUT-TOPLOCK: .31 NC GR5 ZP	1
11	1011285	BOLT-HEX: .31 X 2.00 NC GR5 ZP	1



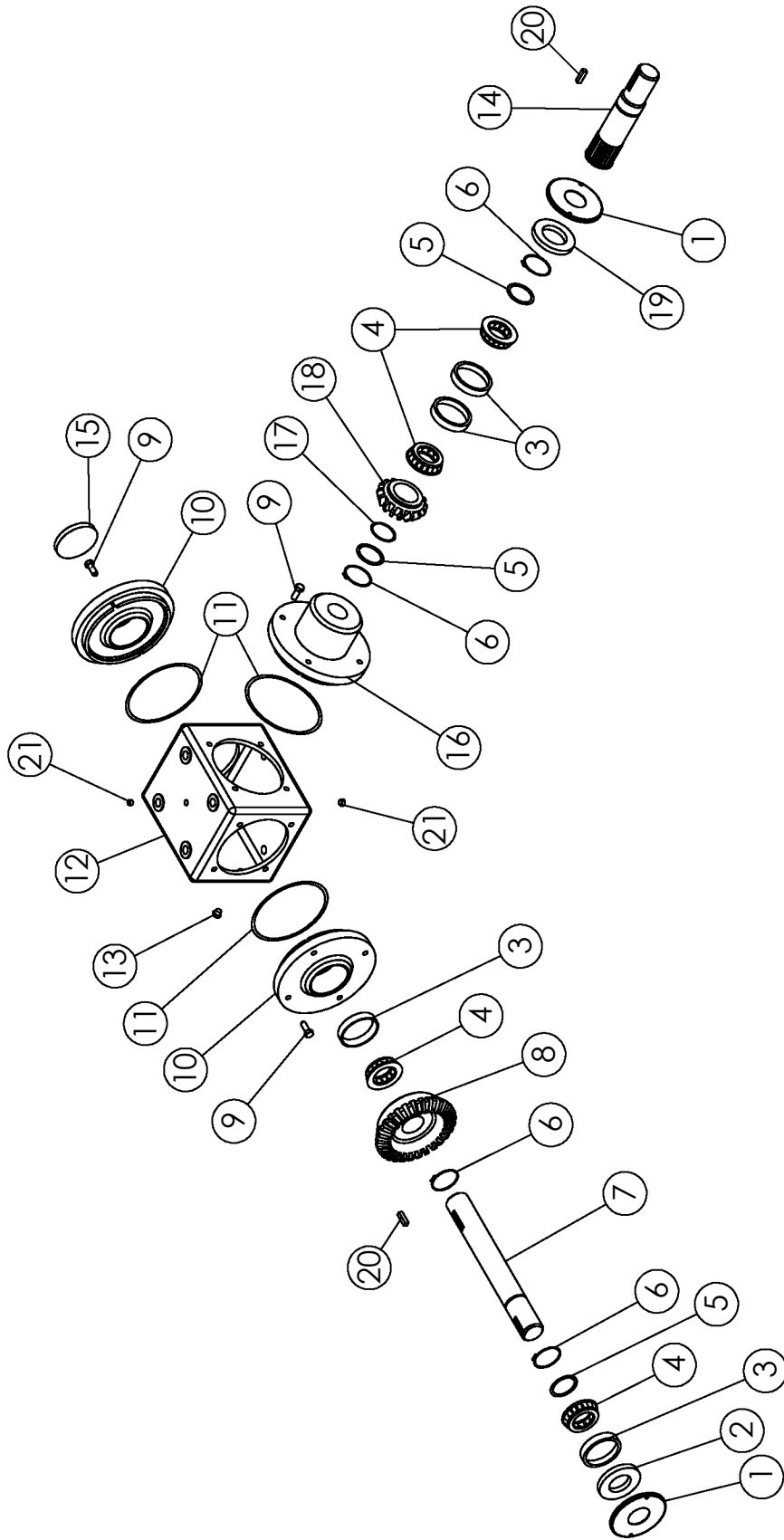
GEARBOX (1.81:1) #63846 (PRIMARY)

ITEM	PART NO.	DESCRIPTION	QTY
1	62721	SHAFT-QUILL SPLINED	1
2	62722	SEAL: Ø2.00/3.265 - .375	1
3	62724	SNAP RING: Ø2.00 X .125	1
4	62723	WASHER: 2.00 X .134	1
5	62725	BEARING-CONE	1
6	62726	BEARING-CUP	1
7	62727	BRG. CUP: 3730	1
8	62728	BRG. CONE:3780	1
9	62729	PINION 16 TOOTH SPLINED	1
10	62730	SHIM: 1.750 X .007	1
11	62731	WASHER: 1.75 X .179	1
	68599	WASHER: 1.75 X .135	
12	62732	SNAP RING: Ø1.60 X .110	1
13	62733	CASE-900 SERIES GEARBOX	1
14	64408	VENT: .50 NPT	1
15	62735	PLUG: .50 NPT	1
16	62736	SHIM-COVER	2
17	64434	PLATE-GEARBOX	1
18	1011599	BOLT-HEX: .38 X .75 NC GR5 ZP	8
19	62738	BOLT-HEX: .38 X 1.00 NC GR5 NP	8
20	62742	COVER-OPEN .375 NPT	1
21	62743	PLUG: .375 NPT	1
22	62744	SEAL: Ø1.75/3.00 - .313	2
23	62745	BEARING-CUP	2
24	62746	BEARING-CONE	2
25	64410	GEAR-29T SPLINED	1
26	64409	THRU SHAFT	1
SHIMS USE AS NEEDED			
	64457	SHIM COVER	
	64461	SHIM: 1.375 ID X .007	
	62730	SHIM: 1.75 ID X .007	
	69225	SHIM: 2.75 OD X .007	
	62736	SHIM COVER	
	301622	SHIM: 3.00 OD X 2.25 ID	
	301492	SHIM	



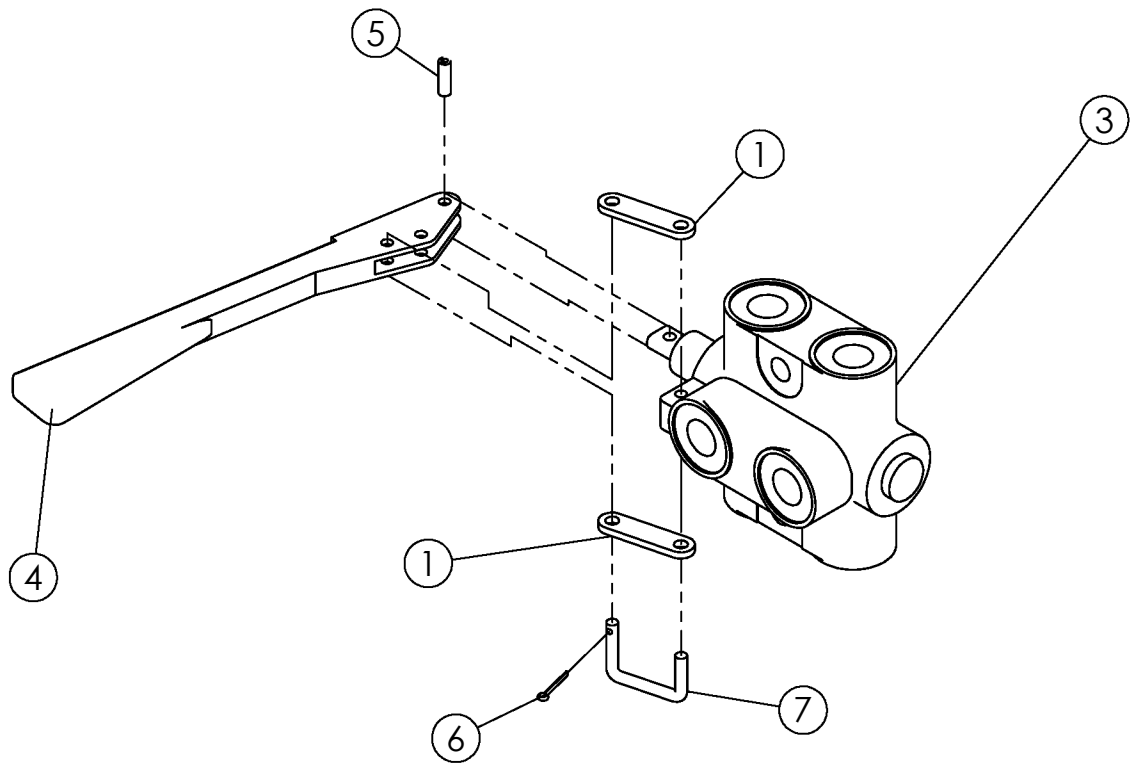
GEARBOX (1.35:1) #63847 (SECONDARY)

ITEM	PART NO.	DESCRIPTION	QTY
1	64435	QUILL SHAFT	1
2	64436	OIL SEAL	1
3	62732	SNAP RING	3
4	62731	WASHER 1.75 X .179	3
	68599	WASHER 1.75 X .135	
5	62746	BEARING CONE	3
6	62745	BEARING CUP	3
7	62727	BEARING CUP	1
8	64443	BEARING CONE	1
9	64444	GEAR-27 TOOTH	1
10	62730	SHIM: 1.75 X .007	1
11	62733	CASE-900 SERIES	1
12	64445	VENT PLUG: .50 NPT	1
13	62735	PLUG: .50 NPT	1
14	62736	SHIM-COVER	2
15	64434	PLATE	1
16	1011599	BOLT-HEX: .38 X .75 NC GR5 ZP	8
17	62738	BOLT-HEX: .375 X 1.00 NC GR5 NP	8
18	62742	COVER-OPEN .375 NPT	1
19	62743	PLUG: .375 NPT	1
20	62744	OIL SEAL: 1.75 X .313	2
21	64446	SPACER TUBE	1
22	64447	PINION-20T	1
23	64448	CROSS SHAFT	1
SHIMS USE AS NEEDED			
	64457	SHIM COVER	
	64461	SHIM: 1.375 ID X .007	
	62730	SHIM: 1.75 ID X .007	
	69225	SHIM: 2.75 OD X .007	
	62736	SHIM COVER	
	301622	SHIM: 3.00 OD X 2.25 ID	
	301492	SHIM	



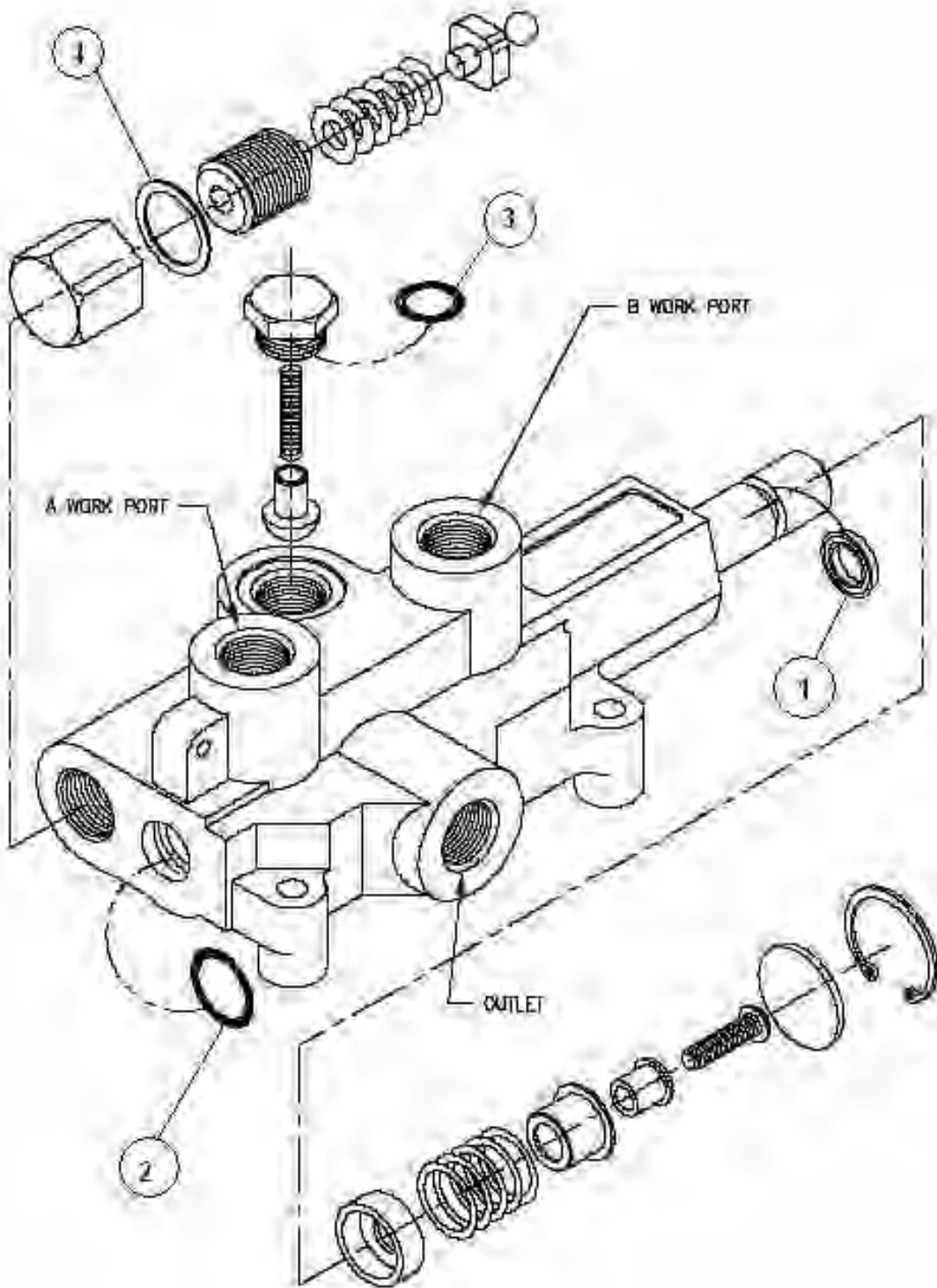
GEARBOX (1:1.35) #63848 (REAR SCRUB)

ITEM	PART NO.	DESCRIPTION	QTY
1	64332	SHIELD-GAMMA PRAIRIE	2
2	64449	SEAL-OIL	1
3	64450	BEARING-CUP	4
4	64451	BEARING-CONE	4
5	64452	WASHER: 1.38 X.179	3
6	64453	RING-SNAP	4
7	64454	SHAFT-CROSS	1
8	64455	GEAR-23T	1
9	62738	BOLT-HEX: .38 X 1.00 NC GR5 NP	12
10	64456	COVER-OPEN	2
11	64457	SHIM-COVER	3
12	64458	CASE-M600-3 PORT	1
13	64333	PLUG-T VENT	1
14	64464	SHAFT-PINION	1
15	64459	PLUG-EXPANSION	1
16	64460	COVER	1
17	64461	SHIM: 1.375 X.007	1
18	64462	PINION-17T	1
19	64463	SEAL-OIL	1
20	302319	KEY .313 X .313 X 1.175	2
21	62743	PLUG: .375 NPT	2
SHIMS USE AS NEEDED			
	64457	SHIM-COVER	
	64461	SHIM: 1.375 X.007	
	62730	SHIM: 1.750 X.007	
	69225	SHIM: 2.75 OD X 2.00 ID	
	62736	SHIM-COVER	
	301622	SHIM: Ø3.00 OD X Ø2.25 ID	
	301492	SHIM	



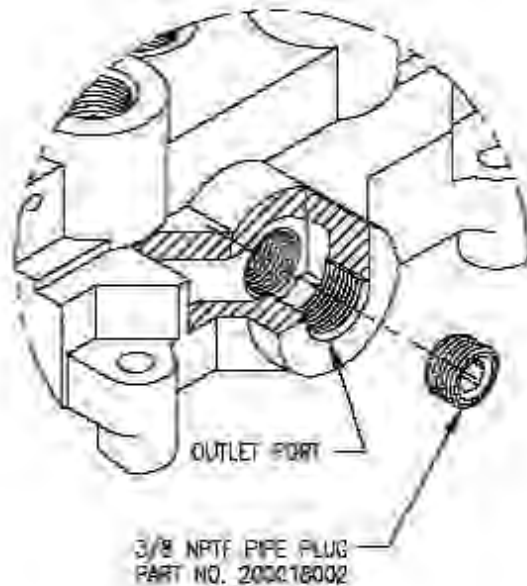
SELECTOR VALVE #58470

ITEM NO.	PART NO.	DESCRIPTION	QTY.
1	68060	PLATE ZP	2
3	53724	VALVE-SELECTOR	1
4	58470-2	HANDLE	1
5	58470-4	SPRING PIN	1
6	58470-5	PIN-COTTER HANDLE	1
7	58470-3	CLIP-HANDLE	1



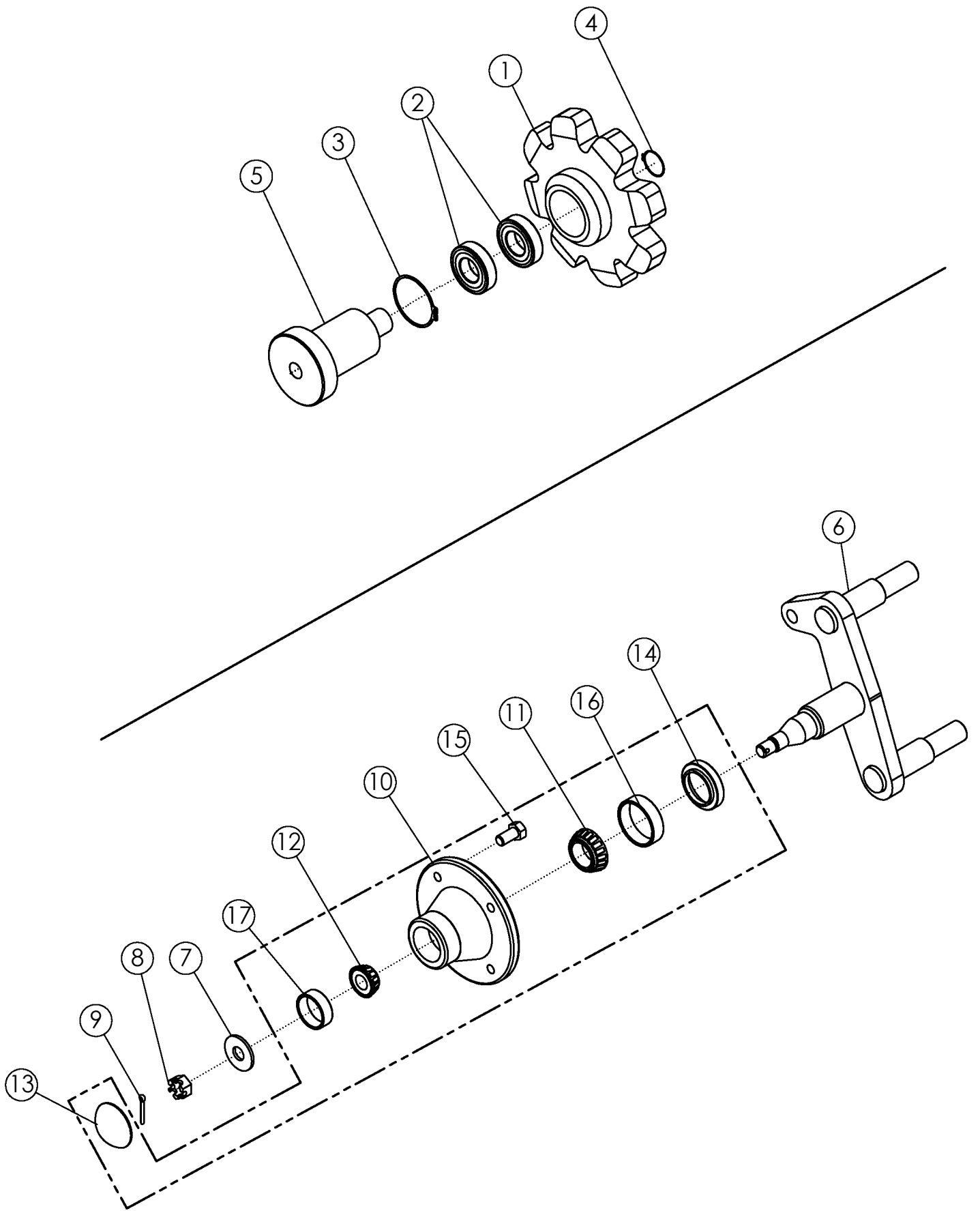
ROW FINDER VALVE #301150

ITEM	PART NO.	DESCRIPTION	QTY
	62757	SEAL KIT	
1		U-CUP	1
2		O-RING	1
3		O-RING	1
4		ALUMINUM WASHER	1



OPEN CENTER TO CLOSED CENTER CONVERSION

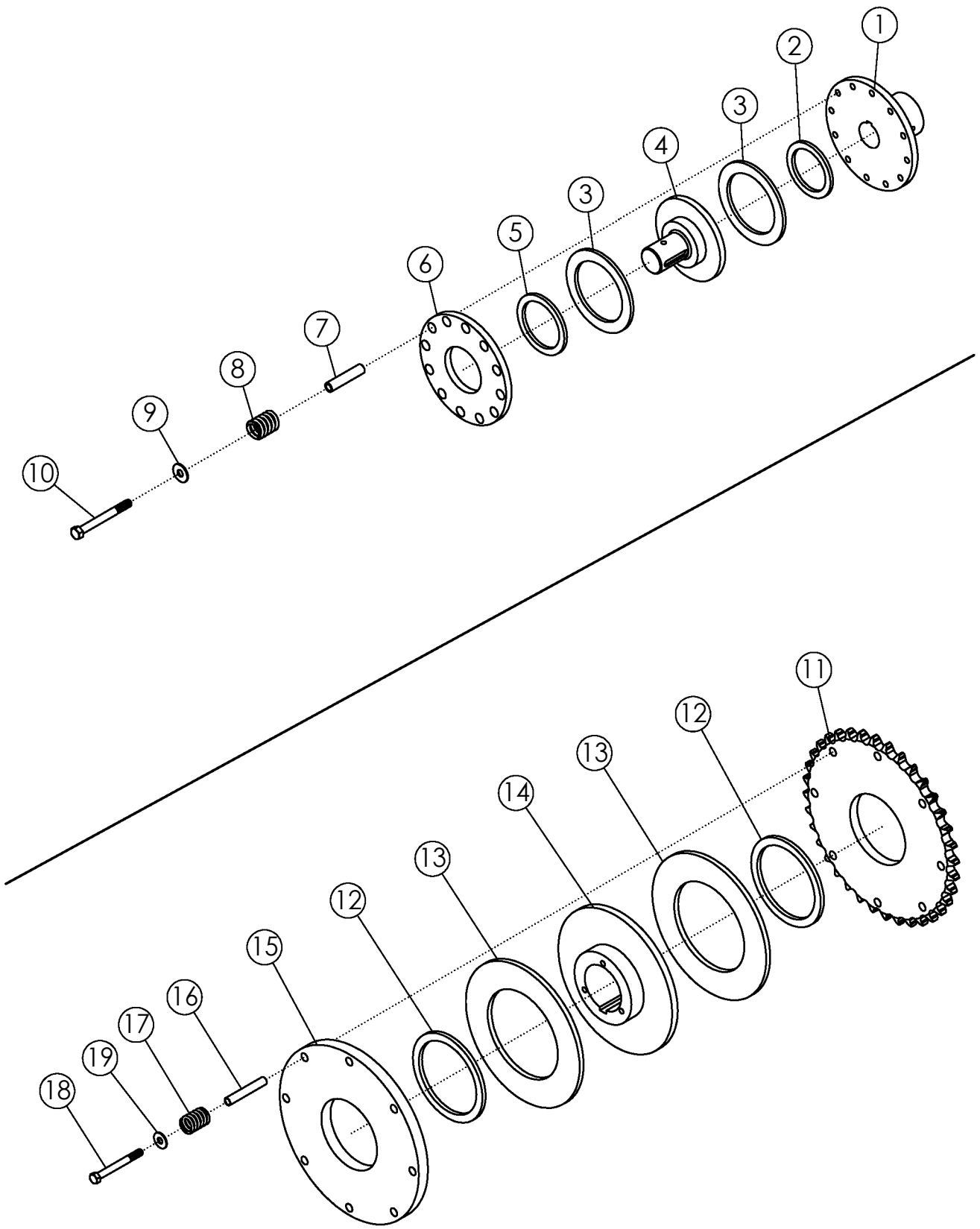
THIS FEATURE ALLOWS AN OTHERWISE OPEN CENTER VALVE TO BE CONVERTED TO CLOSED CENTER OPERATION. AS SHOWN ABOVE, A 3/8 NPTF PIPE PLUG IS INSTALLED IN THE BOTTOM OF THE OUTLET PORT TO BLOCK OPEN CENTER PASSAGE. A PIPE THREAD SEALANT SHOULD BE USED. THIS FEATURE IS STANDARD ON ALL VALVES WITH 3/4 NPTF INLET AND OUTLET PORTS. THE PIPE PLUG IS INCLUDED WITH THESE MODELS. DISCARD THE PIPE PLUG IF THE VALVE IS USED ON AN OPEN CENTER APPLICATION.



SPROCKET #54824			
ITEM	PART NO.	DESCRIPTION	QTY
1	56893	SPROCKET 56MM 8T	1
2	54108	BEARING 2"	2
3	54151	SNAP RING SR11	1
4	54154	SNAP RING SR3	1
5	56892	STUB SHAFT	1

BELT TIGHTENER #56422			
ITEM	PART NO.	DESCRIPTION	QTY
6	56421	WLDMT - SPINDLE	1
7	1013623	BUSHING-MACH: .63 NP	2
8	1013625	NUT-HEX: SLOT .63 NF GR5 ZP	1
9	1013626	PIN-COTTER: .16 X 1.25 ZP	1
10	1015157*	HUB-MACHINING	1
11	52245*	BEARING CONE-INNER	1
12	1013620*	CONE-BEARING	1
13	1013622*	HUB CAP	1
14	1029527*	SEAL	1
15	54646*	BOLT-LUG .50 X 1.00	4
16	1012360*	CUP-BEARING: LM 67010	1
17	1013268*	CUP-BEARING: LM 11910	1
18	56951	ASSY-HUB	1

*Items are included in item 18



SLIP CLUTCH (IN-LINE) #57926

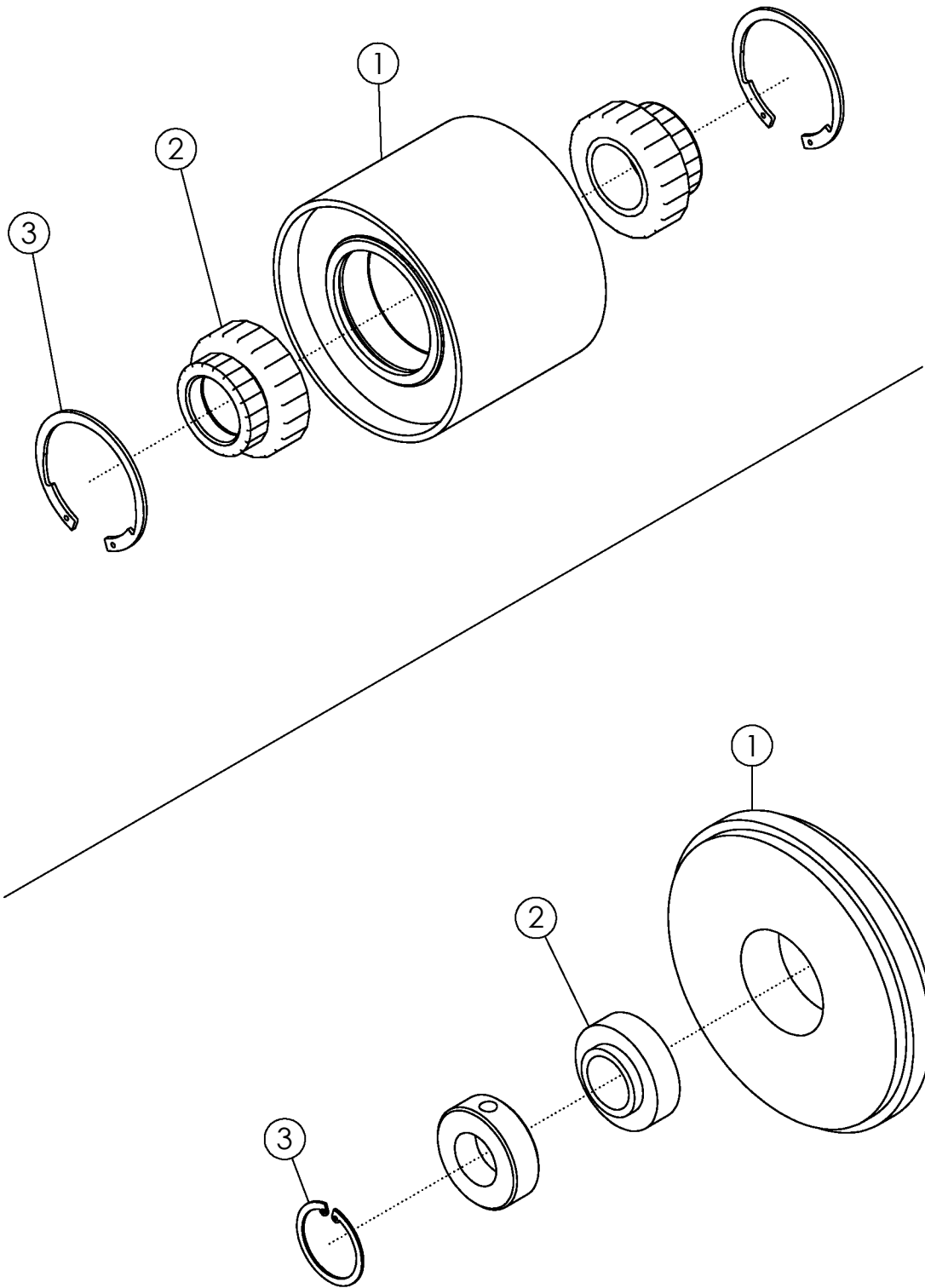
ITEM	PART NO.	DESCRIPTION	QTY
1	58168	HUB-DRIVE	1
2	58169	BUSHING-BRONZE	1
3	58170	DISC-FIBER	2
4	58171	HUB-SLIP CLUTCH	1
5	58172	BUSHING-BRONZE	1
6	58173	PLATE-SLIP CLUTCH	1
7	301701	TUBE-SLIP CLUTCH (2.38)	6
8	58174	SPRING-SLIP CLUTCH	6
9	1011828	WASHER-FLAT: .38 ZP	6
10	58176	BOLT-HEX: .38 X 3.50 NC GR5 ZP	6

SLIP CLUTCH/SPOCKET #57993

ITEM	PART NO.	DESCRIPTION	QTY
11	58177	SPROCKET	1
12	58207	BUSHING-BRONZE	2
13	58215	DISC-FIBER	2
14	58209	HUB-CLUTCH	1
15	58211	PLATE-SLIP CLUTCH	1
16	58213	TUBE-SLIP CLUTCH (2.870")	8
17	58174	SPRING-SLIP CLUTCH	8
18	58176	BOLT-HEX: .38 X 3.50 NC GR5 ZP	8
19	1011828	WASHER-FLAT: .38 ZP	8

SLIP CLUTCH/SPOCKET #58335

ITEM	PART NO.	DESCRIPTION	QTY
11	58566	SPROCKET	1
12	58208	BUSHING-BRONZE	2
13	58216	DISC-FIBER	2
14	58210	HUB-CLUTCH	1
15	58212	PLATE-SLIP CLUTCH	1
16	301701	TUBE-SLIP CLUTCH (2.38)	6
17	58174	SPRING-SLIP CLUTCH	6
18	1013239	BOLT-HEX: .38 X 3.00 NC GR5 ZP	6
19	1011828	WASHER-FLAT: .38 ZP	6



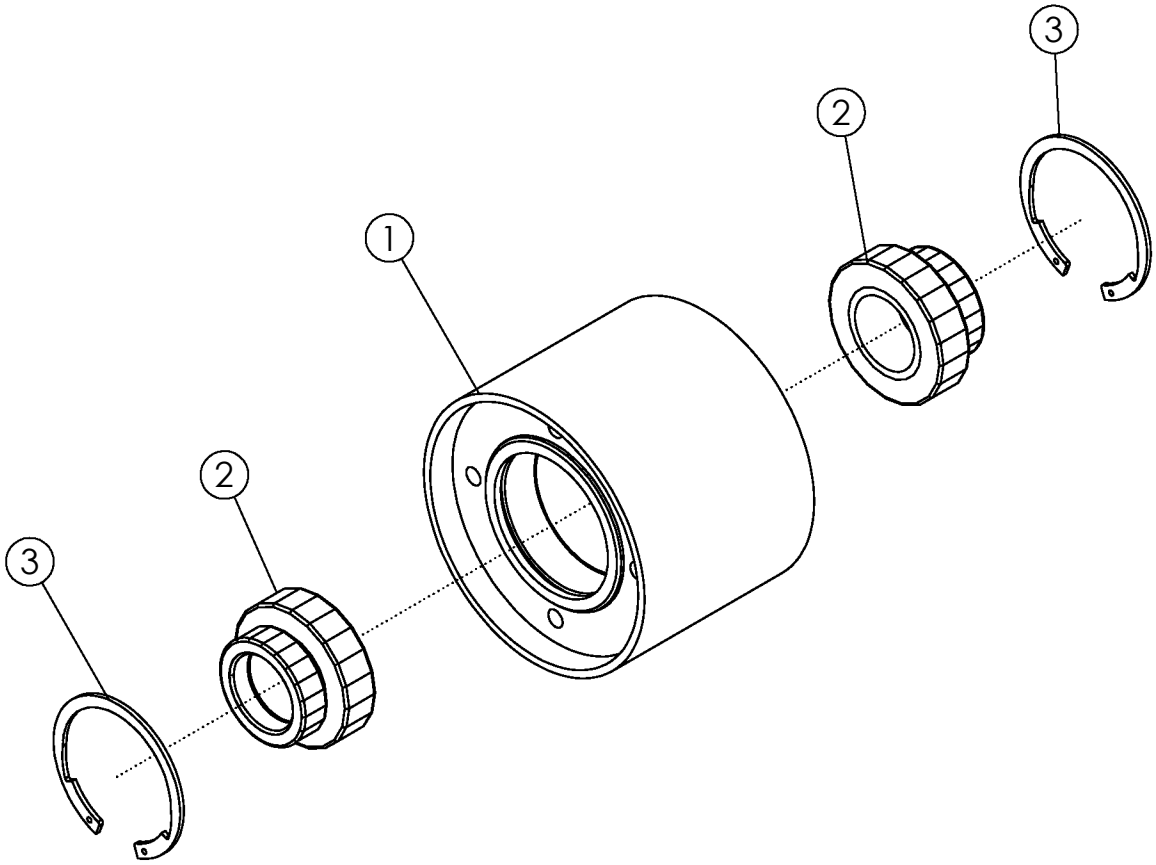
IDLER PULLEY #56406

ITEM	PART NO.	DESCRIPTION	QTY
1	56405	WLDMT-PULLEY	1
2	56399	BALL BEARING 1.75	2
3	56400	RETAINING RING	2

SPROCKET IDLER #56851

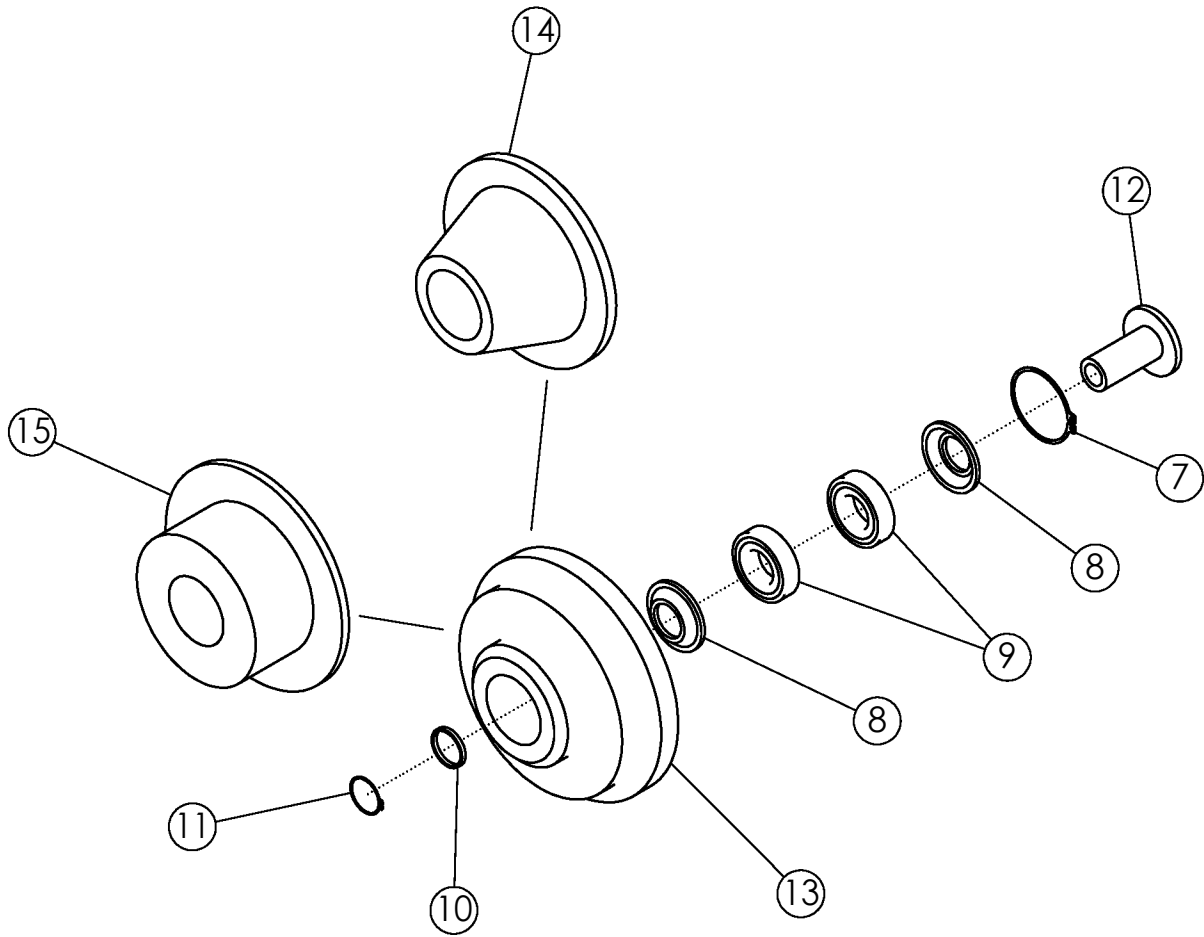
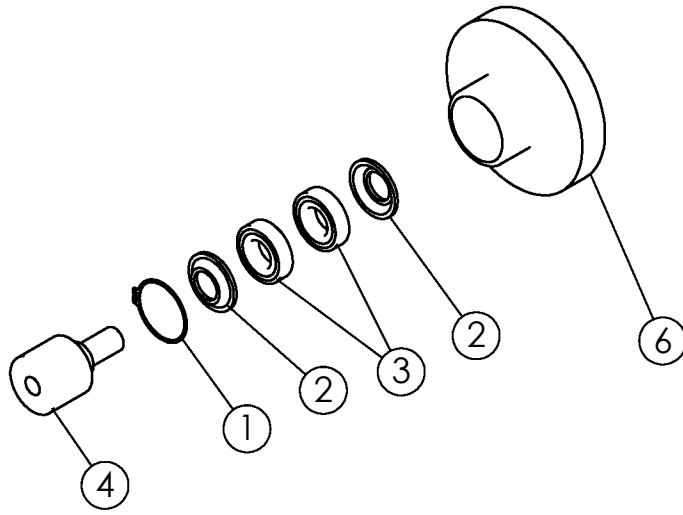
ITEM	PART NO.	DESCRIPTION	QTY
1	56851	IDLEMASTER 8.50 X 1.44	1
2	58806*	BEARING-IDLER	1
3	58805*	SNAP-RING	1

* COMES WITH ITEM 4



REVERSE PULLEY #301821

ITEM	PART NO.	DESCRIPTION	QTY
1	301847	WLDMT-REVERSE PULLEY	1
2	56399	BALL-INSERT 1-3/4"	2
3	56400	RETAINING RING	2



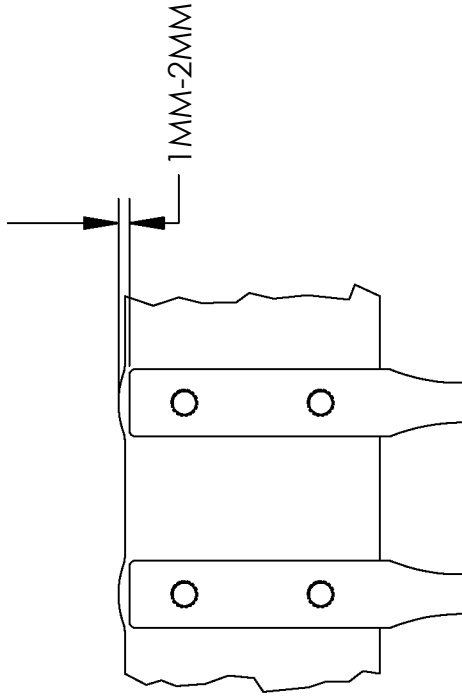
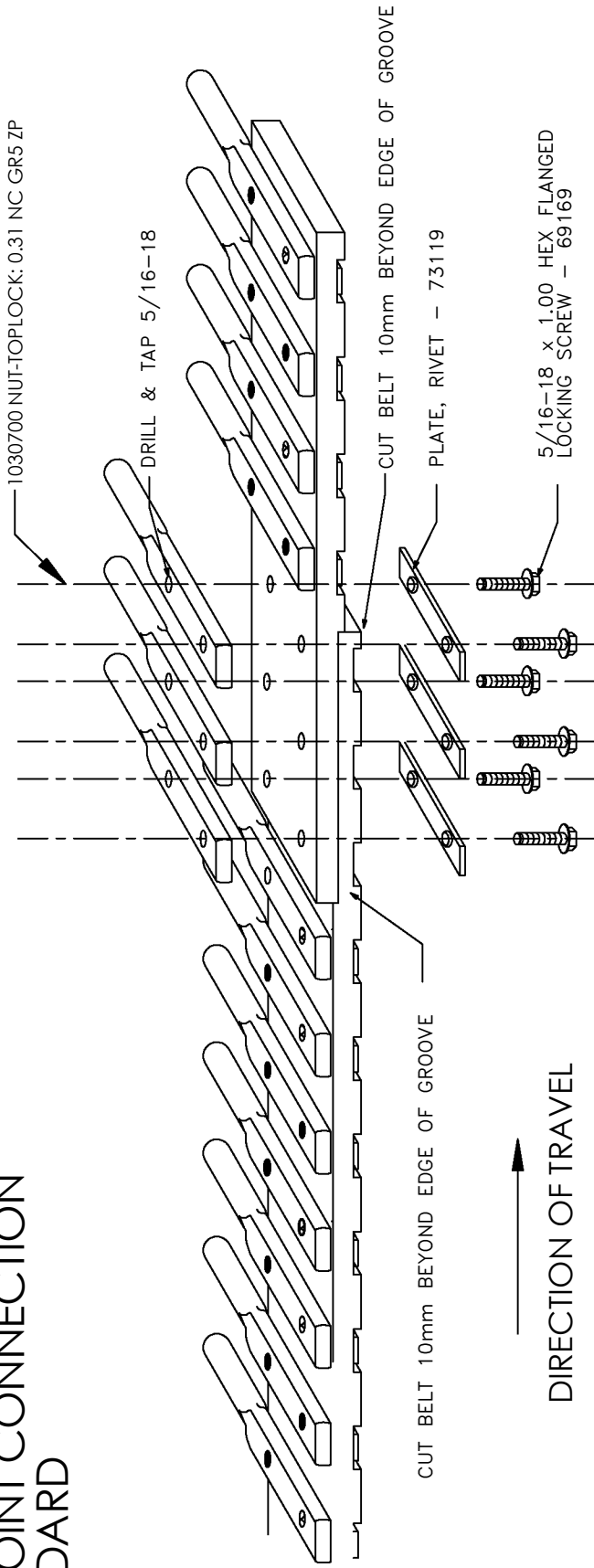
ROLLERS

ITEM	PART NO.	DESCRIPTION	QTY
1	54151	SNAP RING SR11	1
2	54152	WASHER	2
3	54108	BEARING 2"	2
4	56885	STUB SHAFT LONG	1
5	62702	STUB SHAFT SHORT	1
6	54042**	ROLLER-STEP 6"	1
7	54151	SNAP RING SR11	1
8	54152	WASHER	2
9	54108	BEARING 2"	2
10	54153	SPACER-NRS	1
11	54154	SNAP RING SR3	1
12	56889	STUB SHAFT	1
13	53951*	ROLLER-STEP FLANGE 7"	1
12	54155	STUB SHAFT	1
14	53950*	ROLLER-CONE 6"	1
12	54155	STUB SHAFT	1
15	59057*	ROLLER-RUBBER FLANGE 6.5"	1

* COMES WITH ITEMS 7-12

**COMES WITH ITEMS 1-5

BELTED CHAIN LAP JOINT CONNECTION STANDARD



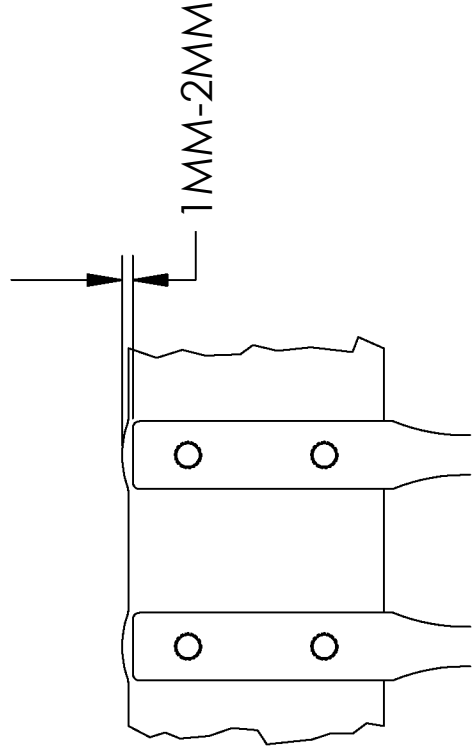
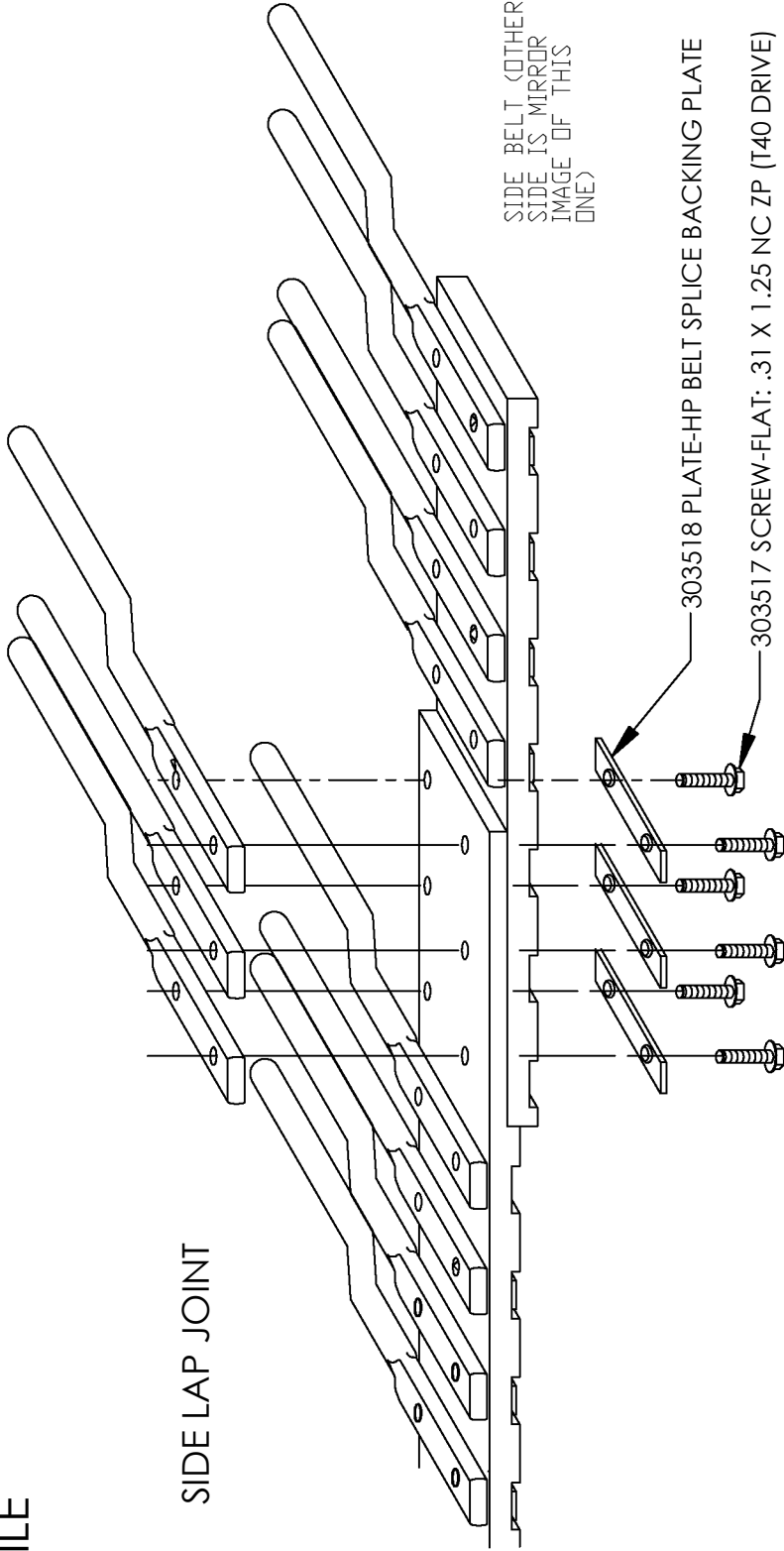
WARNING : ENSURE THAT SCREWS ARE SUFFICIENTLY TIGHT TO PRODUCE A BULGE AT THE EDGE OF THE BELT OF BETWEEN 1 AND 2mm (SEE DIAGRAM). FAILURE TO DO SO MAY CAUSE PREMATURE FAILURE AND VOID YOUR WARRANTY

RELACEMTN RODS

Elevator (Standard)					
<u>Machine</u>	<u>Rod Diameter</u>	<u>SI</u>	<u>FLT</u>		
6R/8R	0.5	73122	69366		
Elevator (Double)					
<u>Machine</u>	<u>Rod Diameter</u>	<u>SI</u>	<u>FLT</u>		
6R/8R	0.5	301528	301526		
Apron					
<u>Machine</u>	<u>Rod Diameter</u>	<u>SI</u>	<u>UP</u>		
6R22/8R22	0.5	73122	73123		
6R22/8R22	0.625	69660	69661		
6R30	0.625	64994	69952		
Scrub					
<u>Machine</u>	<u>Rod Diameter</u>	<u>SI</u>	<u>UP</u>		
6R/8R	0.5	73122	73123		

BELTED CHAIN LAP JOINT CONNECTION HIGH PROFILE

DIRECTION OF TRAVEL



SCRUB

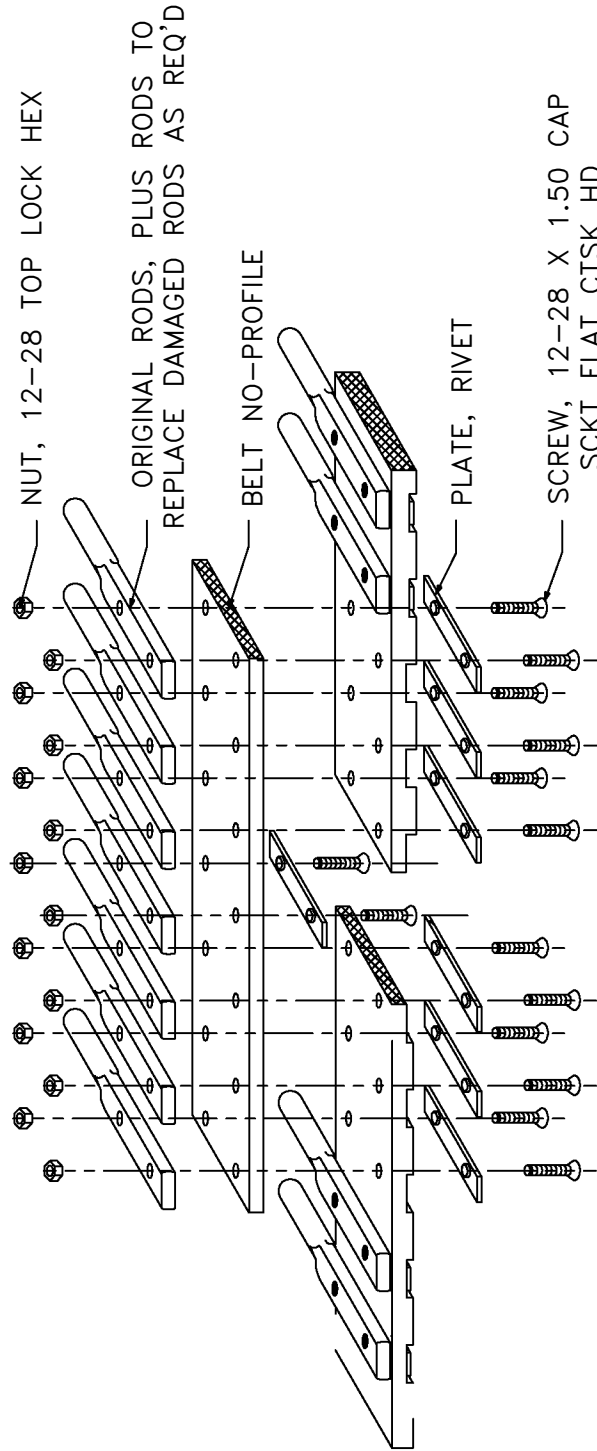
MAGNINE	ROD DIAMETER	SI	UP
6R/8R	0.5	73122	73123

WARNING : ENSURE THAT SCREWS ARE SUFFICIENTLY TIGHT TO PRODUCE A BULGE AT THE EDGE OF THE BELT OF BETWEEN 1 AND 2mm (SEE DIAGRAM). FAILURE TO DO SO MAY CAUSE PREMATURE FAILURE AND VOID YOUR WARRANTY

REPAIR KIT - BELTED CHAIN #59180

KIT CONSISTS OF:

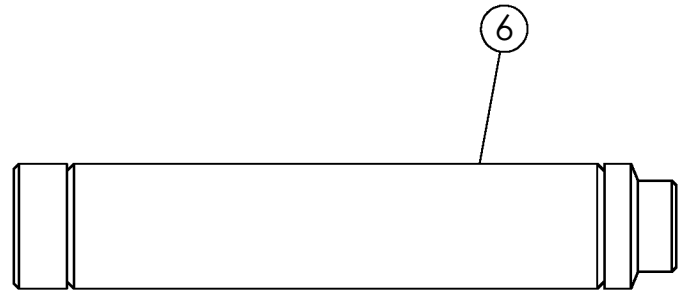
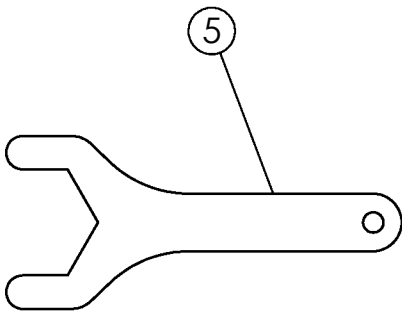
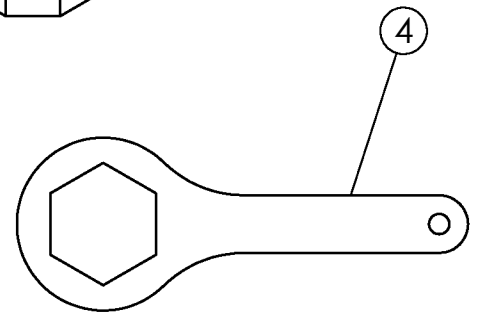
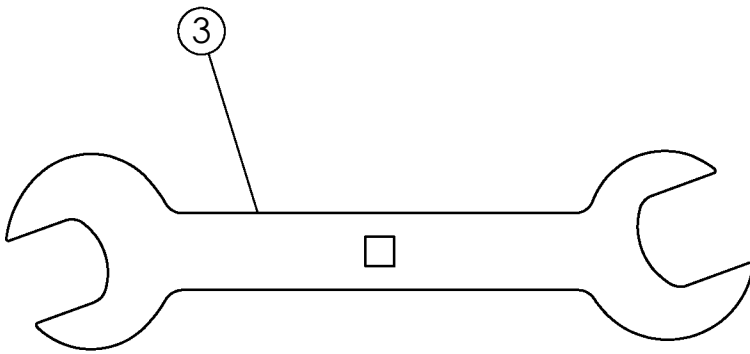
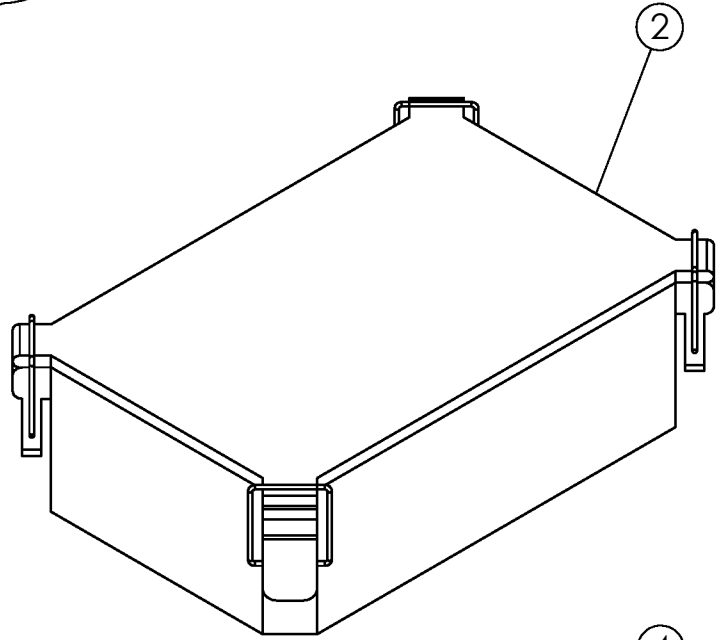
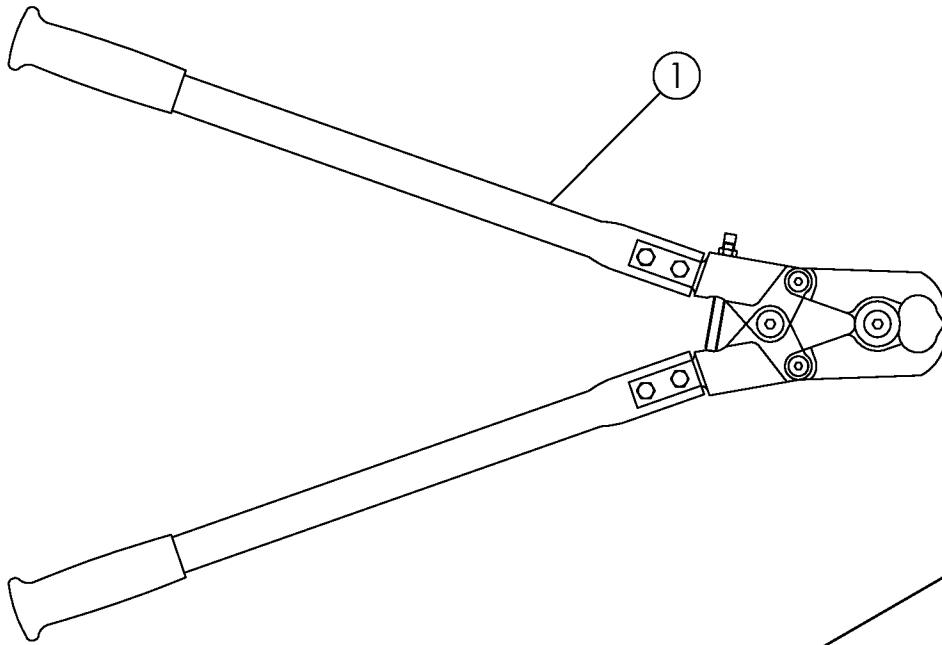
- 1.25 FT - BELT, NO-PROFILE
- 8 EA - PLATE, RIVET
- 16 EA - SCREW
- 16 EA - NUT



REPAIR PROCEDURE

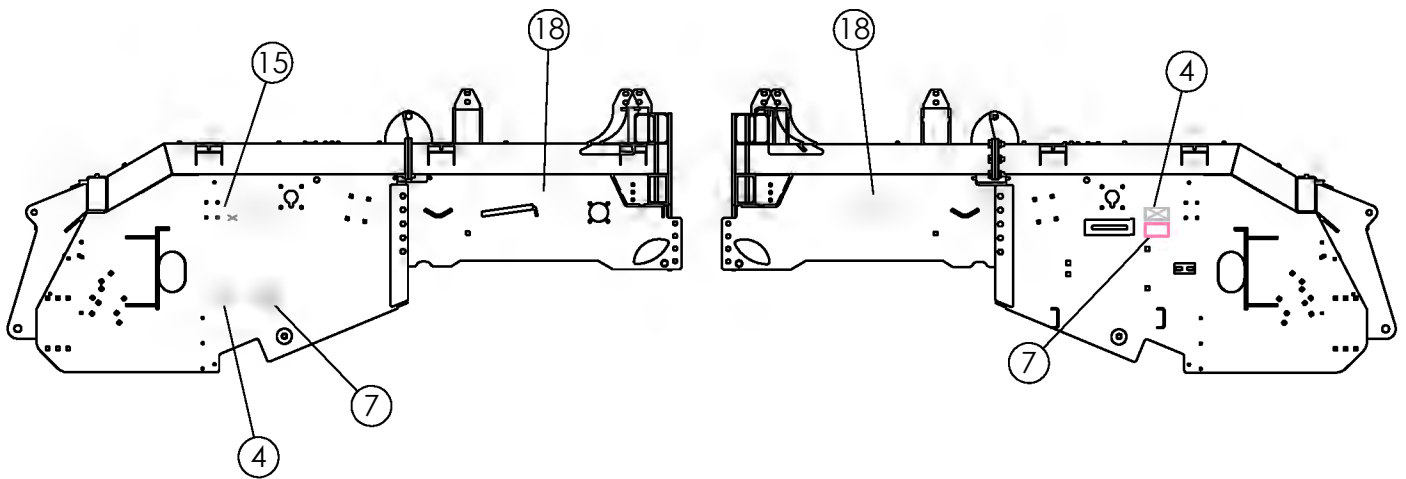
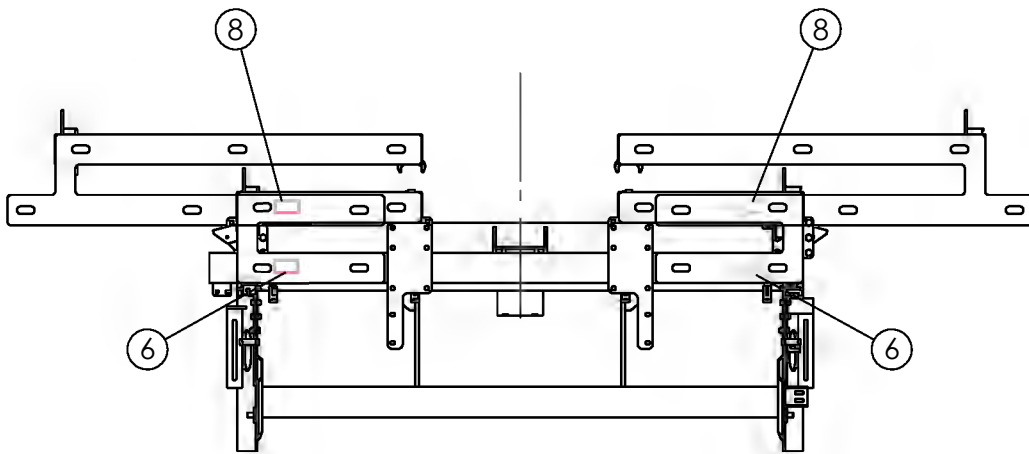
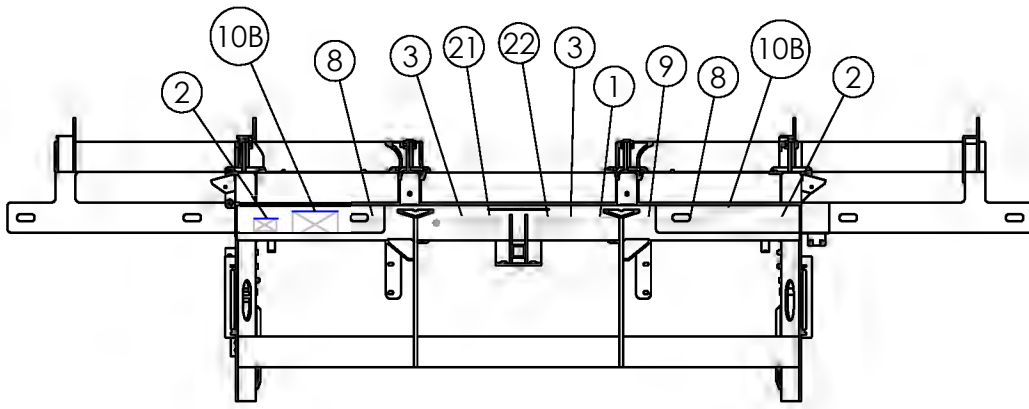
1. REMOVE RIVETS 3 PITCHES (MIN) EACH SIDE OF DAMAGED BELT.
2. TRIM OUT DAMAGED BELT.
3. CUT NO-PROFILE BELT TO GIVE MINIMUM OF 3 PITCHES OVERLAP BOTH SIDES OF DAMAGE.
4. LAY NO-PROFILE BELT ON BELT TO BE REPAIRED AND DRILL HOLES TO MATCH PITCH.
5. ASSEMBLE AS SHOWN.
6. TIGHTEN SCREWS TO FORM APPROXIMATELY 2mm BELT SWELL AT BOLTED JOINT.
7. CUT OFF SCREWS NEXT TO NUTS.
8. PEEN SCREWS TO SECURE NUTS.

INTENTIONALLY LEFT BLANK




TOOLS

ITEM	PART NO.	DESCRIPTION	QTY
1	62802	TOOL-EASY CUTTER	1
2	303530	KT-ADC/AHC DIAGONSTIC TOOLS	1
	303521	HARNESS-2 PIN LIGHTED EXTENSION 4"	1
	303522	HARNESS-VALVE COIL VOLTAGE DIAGNOSTICS	1
	303523	HARNESS-WAND/BASKET VOLTAGE DIAGNOSTICS	1
	303524	HARNESS-ADC REAR CYL VOLTAGE DIAGNOSTICS	1
	303525	HARNESS-AHC REAR CYL VOLTAGE DIAGNOSTICS	1
	303526	HARNESS-VAVLE COIL TO POWER PACK	1
	303527	BATTERY-5V/12V OUTPUT POWER PACK	1
	303528	MANUAL-ADC/AHC DIAGONSTIC REFERENCE GUIDE	1
	303529	CASE-MILWAUKEE SMALL PACK OUT	1
	303696	HARNESS-VALVE COIL TO POWER PACK 12V	1
	303697	TESTER-POTENTIOMETER VOLTAGE TESTER (HEADSIGHT)	1
3	64320	WRENCH-TRANTORQUE	1
4	72417	WRENCH-BOX END	1
5	72418	WRENCH-OPEN END	1
6	59107	WLDMT-SOCKET 2.25 (1.75 BORE TT)	1
	59108	WLDMT-SOCKET 2.50 (2.00 BORE TT)	
	64820	WLDMT-SOCKET 2.75 (2.25 BORE TT)	

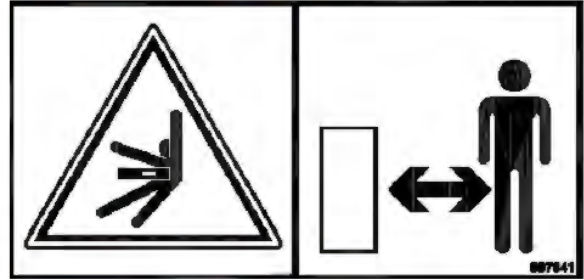


STICKERS

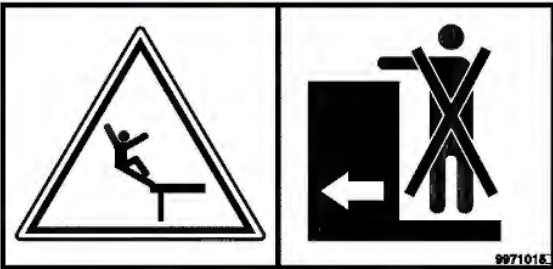
1 997859 QTY 1




6 997841 QTY 2




2 9971015 QTY 2



7 9971011 QTY 2



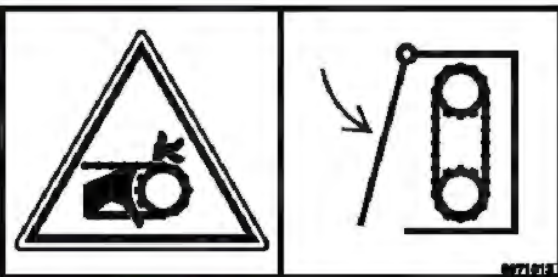
3 997867 QTY 3




8 311206 QTY 6



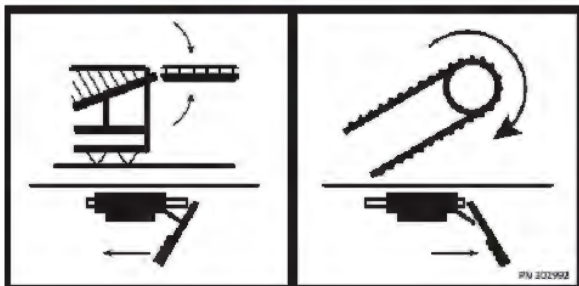
4 9971013 QTY 2



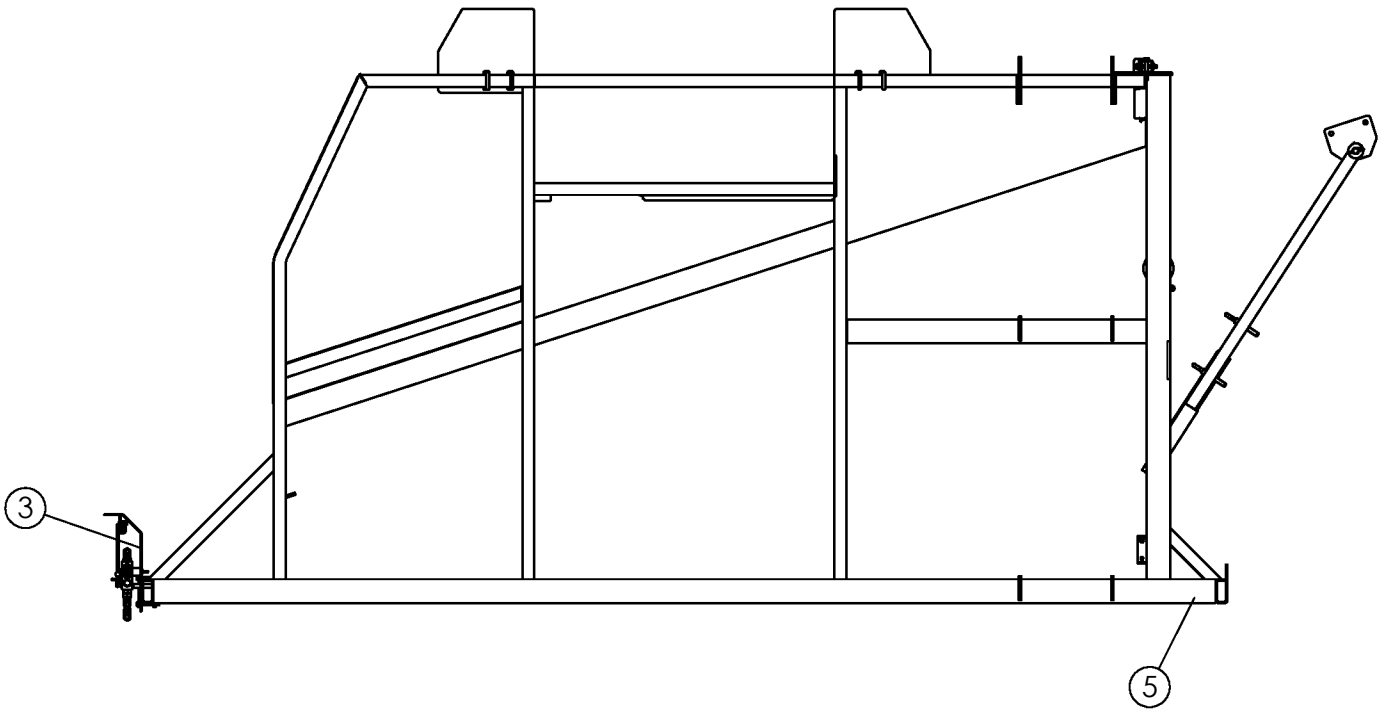
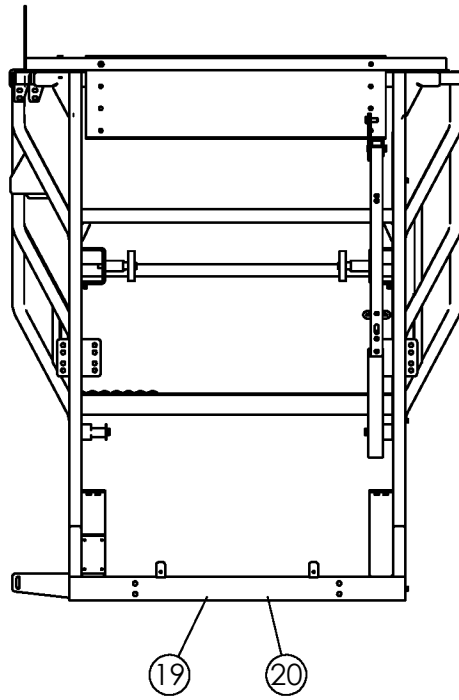
9 997861 QTY 1



5 302992 QTY 1



CONTINUED




STICKERS(SUITE)

10A 69399 QTY 2 LARGE LOGO 16 300863 2200 QTY 1
 10B 63465 QTY 5 SMALL LOGO




11 65330 QTY 2




12 65331 QTY 4



13 65332 QTY 2



17 69294 LH QTY 1
 69297 RH QTY 1 NOT SHOWN



14 69295 LH QTY 1 69298 RH NOT SHOWN QTY 1



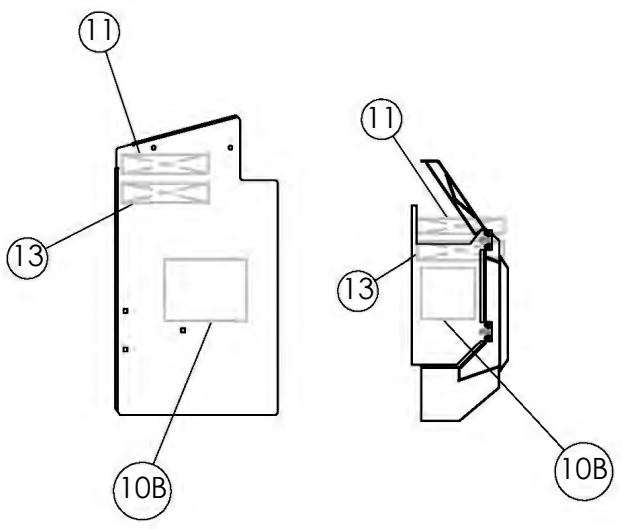
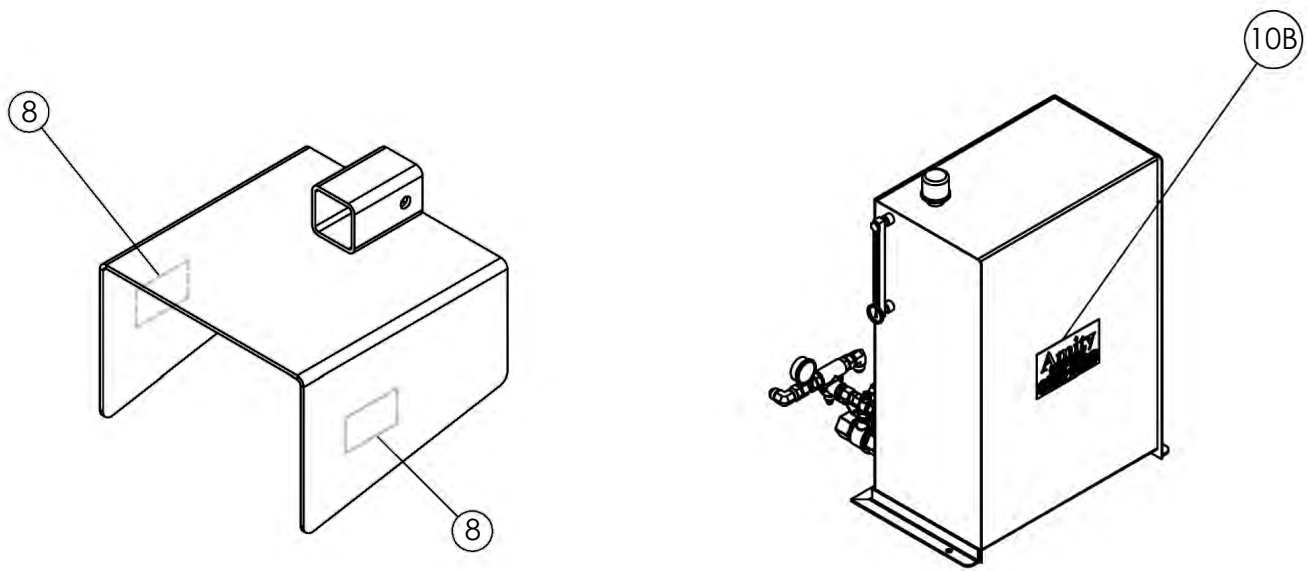
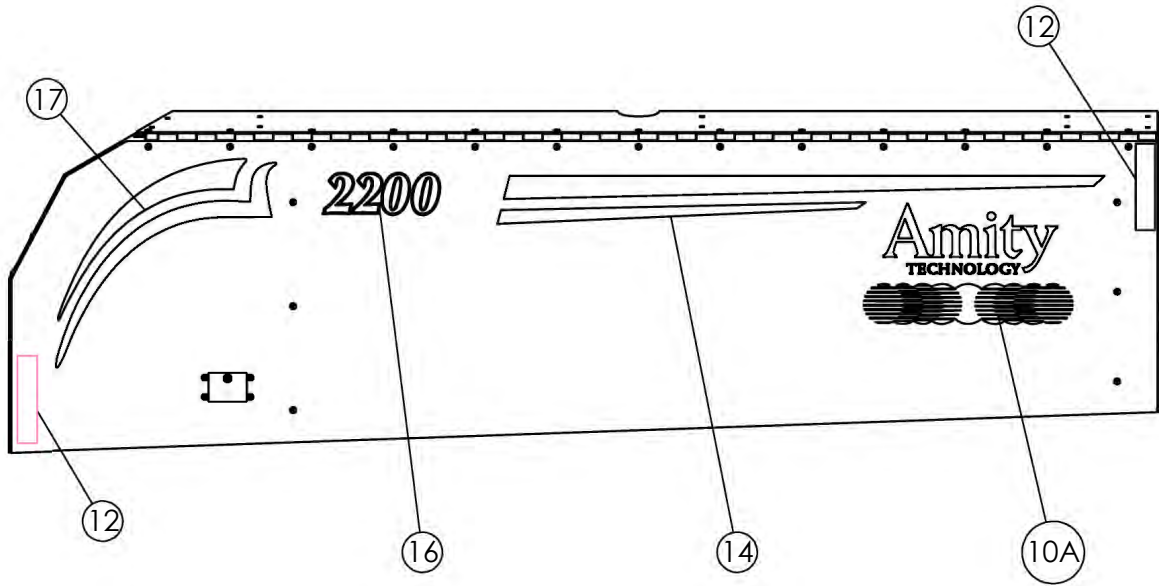
15 62873 QTY 1

Cleaning Bed Speed and Spring Adjustment

Spring Compression Adjustment	
B	13.50 In 34 cm
C	8.50 In 22 cm

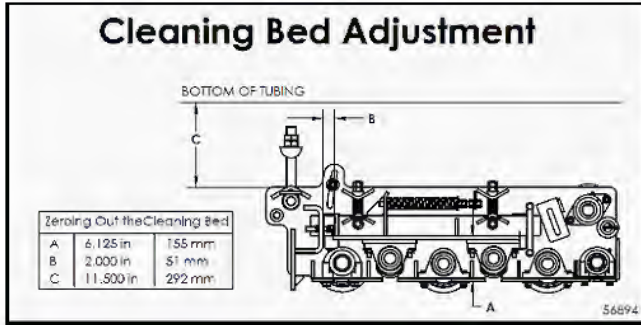
Sheave A	Outside Diameter	Grabroll RPM	P/N (6R)	P/N (8R)
6.8"	7.15 In 182 mm	606	56647	57681
6.2	6.55 In 166 mm	552	56646	57680
5.6"	5.95 In 151 mm	500	53668	57679

* Available from your authorized WIC dealer.



STICKERS


18 56894 QTY 2



19 302994 QTY 1



20 302995 QTY 1

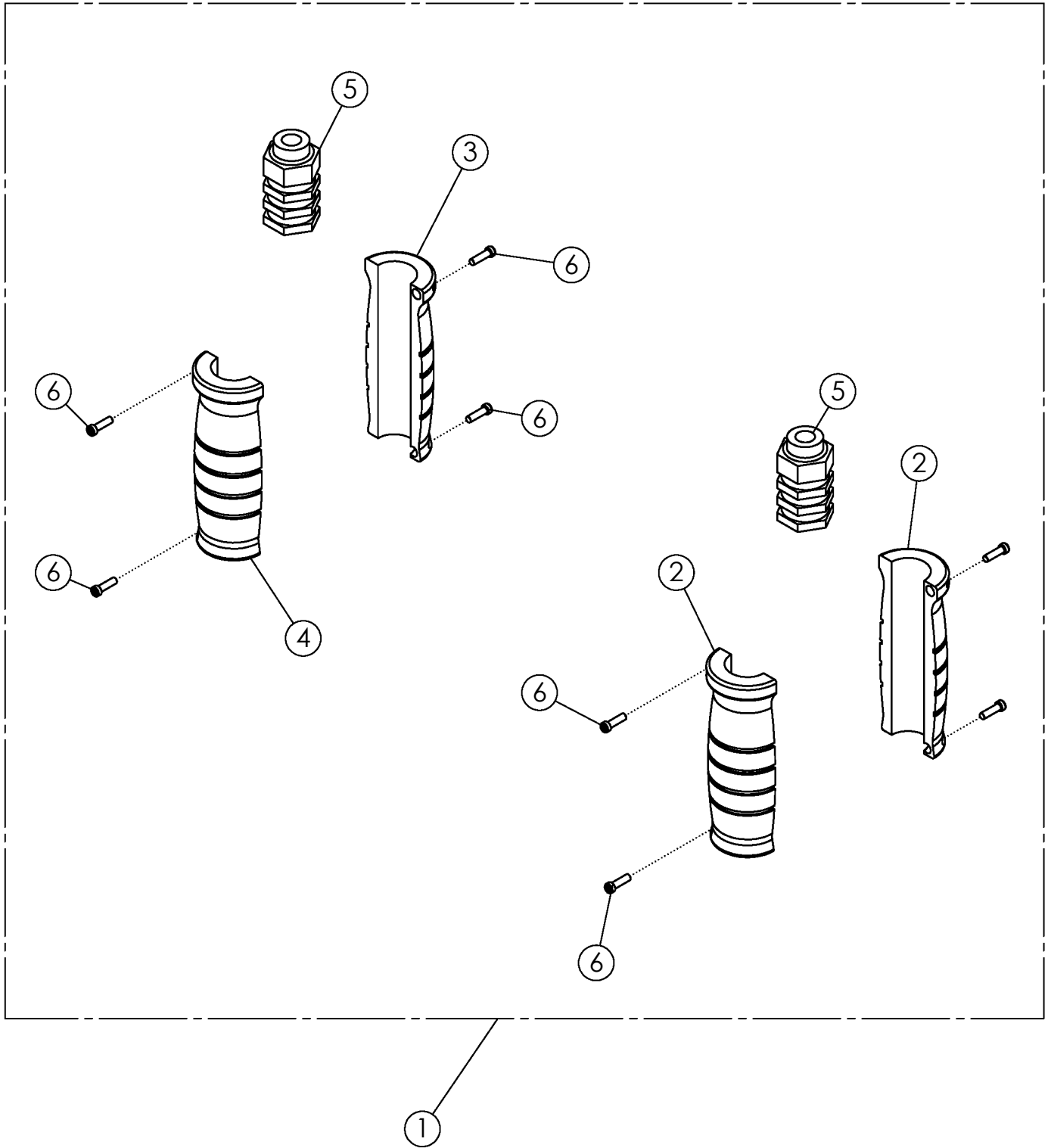


21 303804 QTY 1



22 303769 QTY 1





HYDRAULIC LABEL ASSY

ITEM	PART NO.	DESCRIPTION	QTY
1	301920*	HYD LABEL: .50 ORANGE/GRAY SET	1
	301902*	HYD LABEL: .50 BLUE/GRAY SET	
	301917*	HYD LABEL: .50 YELLOW/GRAY SET	
	301914*	HYD LABEL: .50 GREEN/GRAY SET	
	301911*	HYD LABEL: .50 BLACK/GRAY SET	
	301908*	HYD LABEL: .50 RED/GRAY SET	
	302230*	HYD LABEL: .50 RED/GREEN SET	
	302226*	HYD LABEL: .50 BLACK/ORANGE SET	
	302227*	HYD LABEL: .50 BLUE/YELLOW SET	
	301923*	HYD LABEL: .75 GREEN/GRAY SET	
	301928*	HYD LABEL: .75 YELLOW/GRAY SET	
2	301915	HYD LABEL: .50 GREEN HALF EXTEND	2
	301903	HYD LABEL: .50 BLUE HALF EXTEND	
	301909	HYD LABEL: .50 RED HALF EXTEND	
	301918	HYD LABEL: .50 YELLOW HALF EXTEND	
	301921	HYD LABEL: .50 ORANGE HALF EXTEND	
	301912	HYD LABEL: .50 BLACK HALF EXTEND	
	301921	HYD LABEL: .50 ORANGE HALF EXTEND	
	301925	HYD LABEL: .75 GREEN HALF EXTEND	
	301929	HYD LABEL: .75 YELLOW HALF EXTEND	
	302304	HYD LABEL: .75 RED HALF EXTEND	
3	301916	HYD LABEL: .50 GREEN HALF RETRACT	1
	301904	HYD LABEL: .50 BLUE HALF RETRACT	
	301910	HYD LABEL: .50 RED HALF RETRACT	
	301919	HYD LABEL: .50 YELLOW HALF RETRACT	
	301922	HYD LABEL: .50 ORANGE HALF RETRACT	
	301913	HYD LABEL: .50 BLACK HALF RETRACT	
	301922	HYD LABEL: .50 ORANGE HALF RETRACT	
	301926	HYD LABEL: .75 GREEN HALF RETRACT	
	301930	HYD LABEL: .75 YELLOW HALF RETRACT	
	302305	HYD LABEL: .75 RED HALF RETRACT	
4	301905	HYD LABEL: .50 GRAY HALF RETRACT	1
	301927	HYD LABEL: .75 GRAY HALF RETRACT	
5	301906	HYD LABEL: .50 CORE M & F O-RING	2
	301924	HYD LABEL: .75 CORE M & F O-RING	
6	301907	HYD LABEL: SET SCREW	8

* COMES WITH ITEMS 2 THRU 6