

PARTS MANUAL

2023

2400 HARVESTER SCRUB

5 ROW 26

6 ROW 24

Amity
TECHNOLOGY



2800 7th Avenue North
Fargo, ND 58102

Phone: (701) 232-4199

Fax: (701) 234-1716

www.amitytech.com

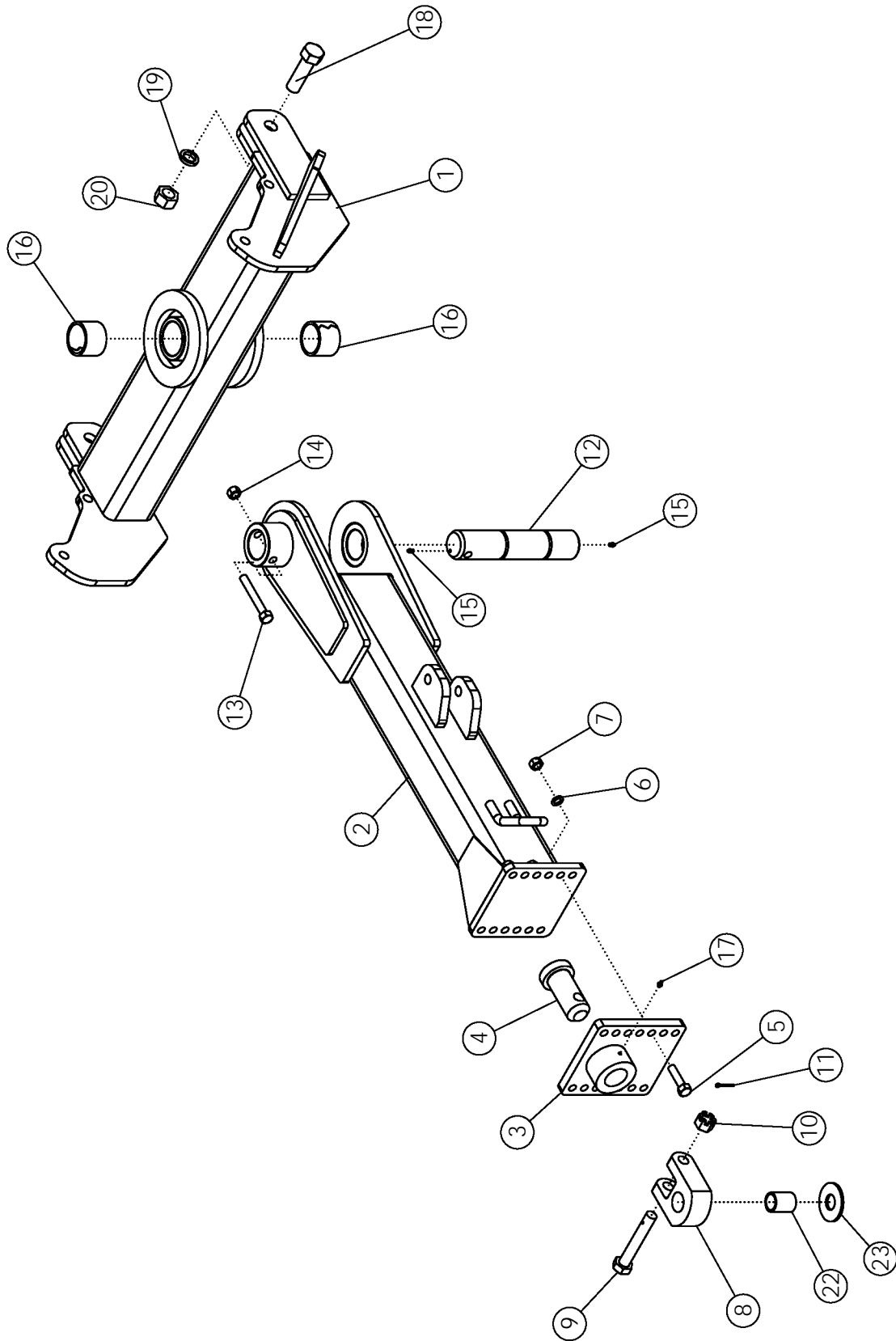


TABLE OF CONTENTS

HITCH ASSEMBLY.....	1-2
LIFTER STRUT	3-10
ROW FINDER #51486.....	11-14
GUARDS & SHIELDS	15-20
APRON SHAFT.....	21-22
PADDLE SHAFT	23-26
CLEANING ROLLS.....	27-30
CLEANING ROLL MOUNTING PACKAGE.....	31-32
MAIN DRIVE 6R24	33-34
MAIN DRIVE: 5R26.....	35-38
CLEANING ROLL DRIVE	39-40
APRON/PADDLE SHAFT DRIVE	41-42
TANK.....	43-44
ELEVATOR AND BOOM ASSEMBLY	45-48
BOOM EXTENSION 50MM/56MM (OPTIONAL).....	49-52
REAR SCRUB	53-56
REAR SCRUB: BELTED CHAIN	57-62
REAR SCRUB: HOOK CHAIN	63-64
REAR SCRUB DRIVE: GEARBOX.....	65-66
REAR SCRUB DRIVE: SINGLE MOTOR.....	67-70
REAR SCRUB DRIVE: DUAL MOTOR.....	71-72
STANDARD REAR STRUTS.....	73-78
STEERABLE REAR STRUTS.....	79-82
ROW FINDER & HITCH HYDRAULICS	83-84
VALVE GROUP: DUAL MOTOR SCRUB.....	85-86
TANK HYDRAULICS.....	87-88
HYDRAULIC TANK.....	89-90
CYLINDER STOP KIT.....	91-92
LIGHT KIT	93-96
HARVESTER STAND #63357 (OPTIONAL)	97-98
PTO DRIVELINE 1.75" – 20 SPLINE #301558	99-100
PTO DRIVELINE 1.38" – 21 SPLINE #301575.....	101-102
DRIVELINE COMPONENTS.....	103-104
GEARBOX (1.81:1) #63846.....	105-106
GEARBOX (1.81:1): ONBOARD OPTION #62396	107-108
GEARBOX (1.35:1) #63847	109-110
GEARBOX (1:1.35) #63848.....	111-112

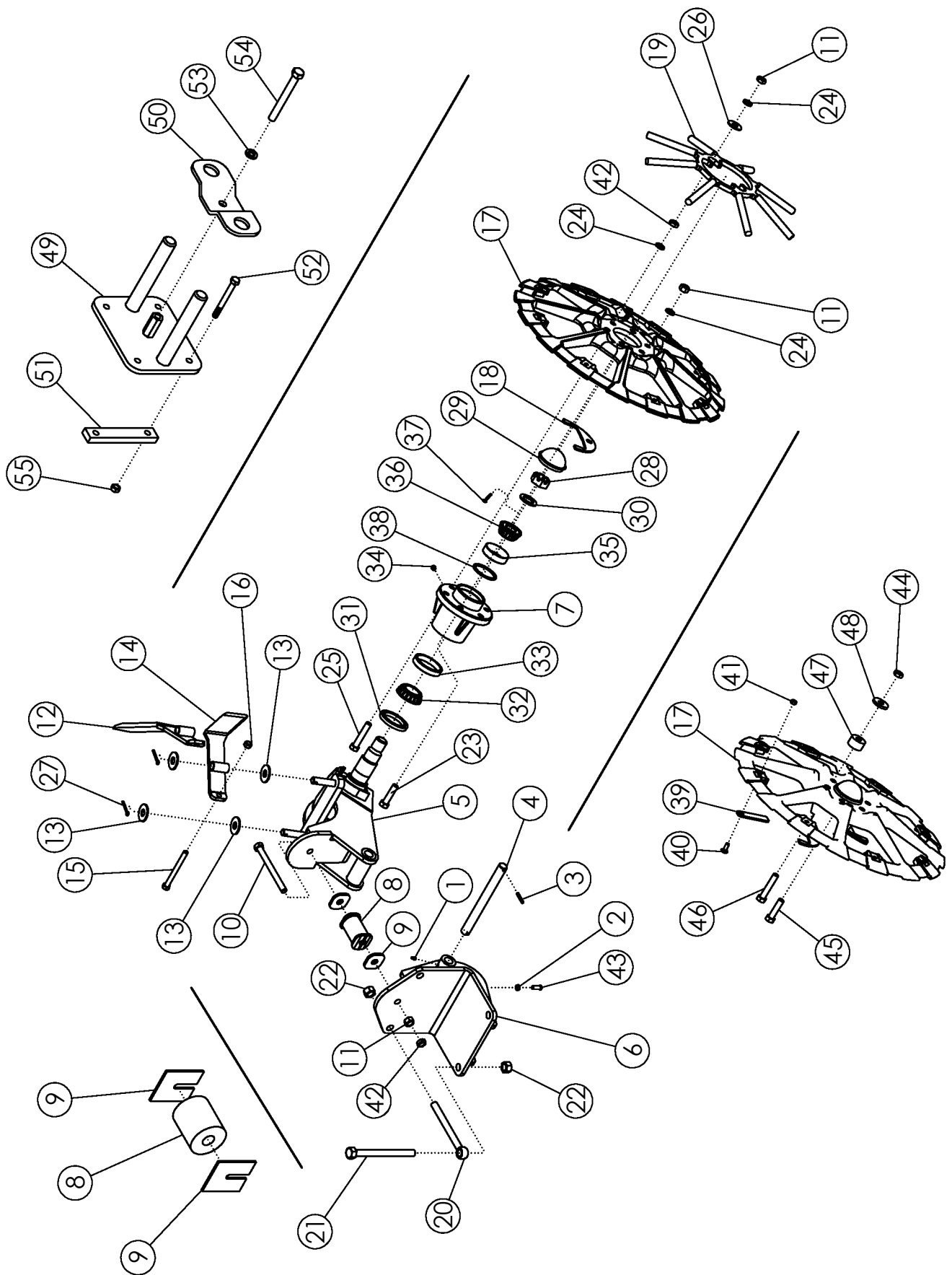


SELECTOR VALVE #58470.....	113-114
ROW FINDER VALVE #301150... ..	115-116
SPROCKET #54824.....	117-118
BELT TIGHTENER #56422... ..	117-118
SLIP CLUTCH (IN-LINE) #57926.....	119-120
SLIP CLUTCH/SPROCKET #57993.....	119-120
SLIP CLUTCH/SPROCKET #58335.....	119-120
IDLER PULLEY #56406	121-122
SPROCKET IDLER #56851... ..	121-122
REVERSE PULLEY	123-124
ROLLERS	125-126
SCRUB DRIVELINE ASSEMBLY	127
BELTED CHAIN LAP JOINT CONNECTION.....	128
REPAIR KIT - BELTED CHAIN #59180.....	129
BELTED CHAIN RIVET CUTTER	131-132
DECALS	133-138
HYDRUALIC LABEL ASSY.....	139-140



HITCH ASSEMBLY

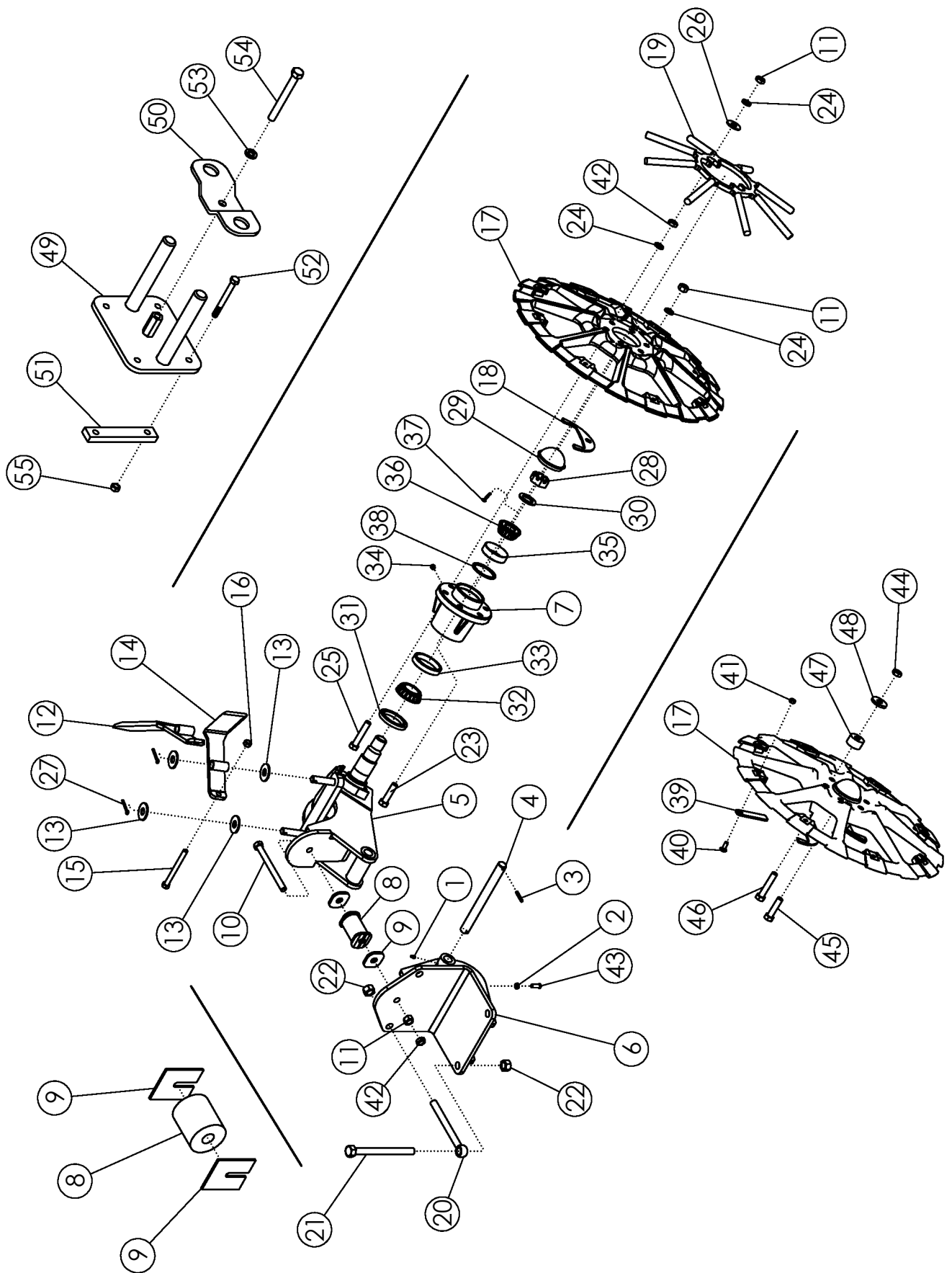
ITEM	PART NO.	DESCRIPTION	QTY
1	301660	WLDMT - HITCH PIVOT 6R/8R STD	1
2	301582	WLDMT - DRAWPOLE EXTENDED	1
3	57930	WLDMT-HITCH PLATE	1
4	62101	WLDMT-PIN	1
5	1012059	BOLT-HEX: .75 X 3.00 NC GR5 ZP	6
6	1012061	WASHER-LOCK: .75 ZP	6
7	1011620	NUT-HEX: .75 NC	6
8	64476	PLATE-PULL HITCH	1
9	62477	BOLT-HITCH DRILLED	1
10	62088	NUT-SLOTTED: 1.13 NC GR5 ZP	1
11	1013473	PIN-COTTER: .19 X 2.00 NP	1
12	301590	PIN-HITCH PIVOT	1
13	69911	BOLT-HEX: .75 X 5.5 NC GR5 ZP	1
14	1017000	NUT-TOPLOCK: .75 NC GR5 ZP	1
15	1030883	ZERK-GREASE: .3125 UNF STRAIGHT	2
16	301591	SPRING BUSHING 3.50 X 3.00 X 2.50	2
17	1011748	ZERK - GREASE: .25 UNF STRAIGHT	1
18	72021	BOLT-HEX: 1.38 X 4.50 NC GR5 ZP	2
19	1030760	WASHER-LOCK: 1.38 ZP	2
20	1030758	NUT-HEX: 1.38 NC ZP	2
21	69256	CHAIN-SAFETY 41000# (NOT SHOWN)	1
22	64614	TUBE-SPACER 2.0 X 1.63	1
23	58925	WASHER-HARDENED 4.000 X 1.625	1
	68645	WASHER-FLAT: SPCL 2.125 X 4.50 X .184	



LIFTER STRUT

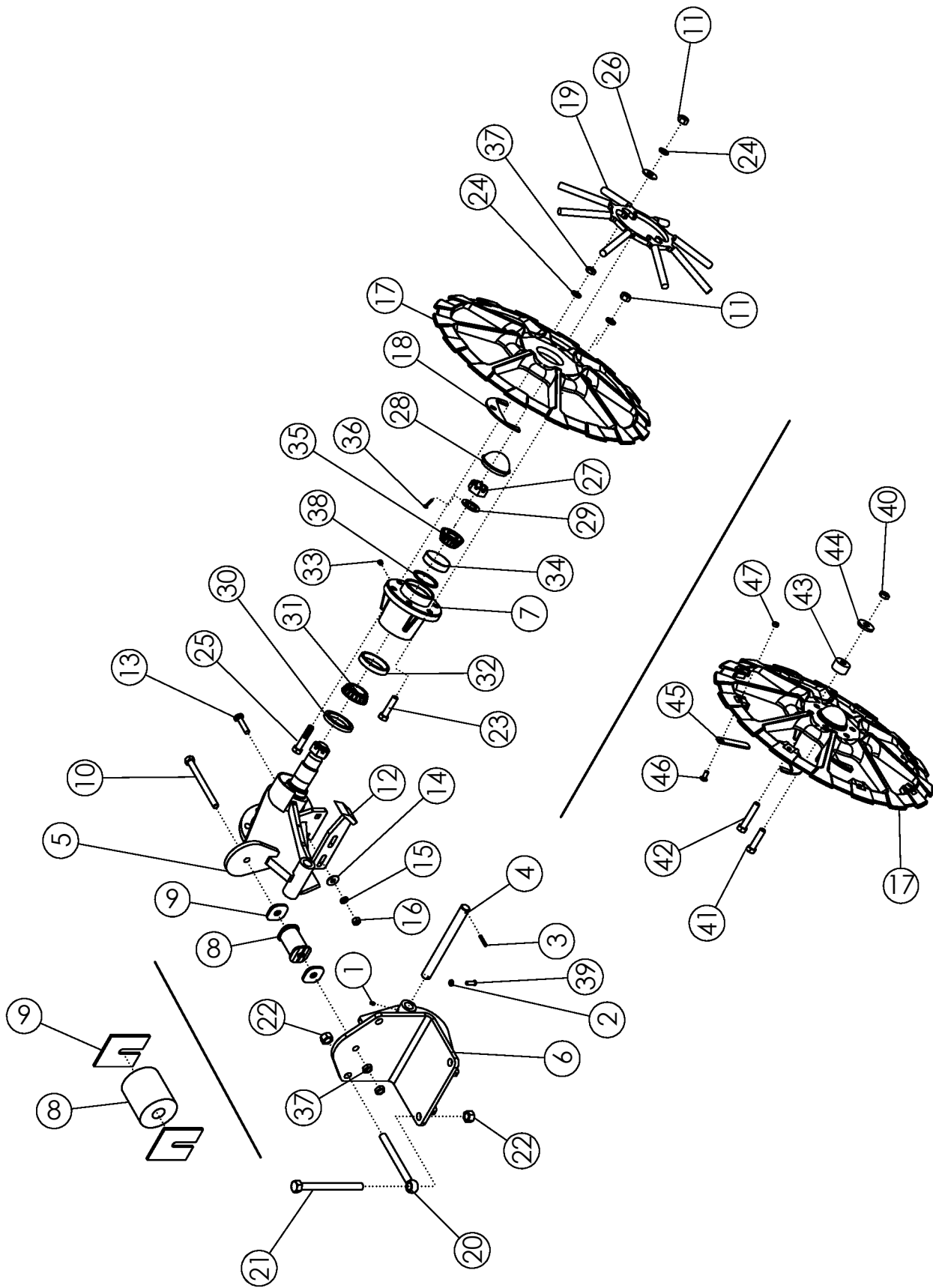
ITEM	PART NO.	DESCRIPTION	QTY
1	1011748	ZERK - GREASE: .25 UNF	2
2	1013519	NUT-JAM: .38 NC GR2 ZP	2
3	59398	PIN-ROLL: .25 X 1.50 ZP	2
4	69907	SHAFT-STRUT	1
5	50142	WLDMT-STRUT SPINDLE ASSY	1
6	50146	WLDMT-STRUT BRACKET	1
7	63655	HUB-MACHINED	2
8	50134	WLDMT-SPACER ZP	1
	51542	BUMPER-RUBBER	1
9	50137	WASHER SQUARE ZP	2
	50139	PLATE-LIFTER STRUT SPACER ZP	4
10	1030761	BOLT-HEX: .63 X 7.00 NC GR 8 ZP	1
11	1011578	NUT-HEX: .63 NC GR5 ZP	13
12	50715	WLDMT-SCRAPER RH	1
13	1030702	WASHER-FLAT: .75 ZP	4
14	50716	WLDMT-SCRAPER LH	1
15	1011669	BOLT-HEX: .50 X 6.00 NC GR5 ZP	1
16	1027461	NUT-TOPLOCK: .50 NC GR5 ZP	1
17	69855	LIFTER WHEEL-MACH (FILLER)	2
	300734	LIFTER WHEEL HARD PAINTED	
18	50747	PLATE-LIFTER WHEEL SPACER ZP (OPTIONAL)	AR
19	63880	WLDMT-WHEEL FILLER (OPTIONAL)	2
20	64135	BOLT-EYE: .75 X 8.00 ZP	2
21	64136	BOLT-HEX: .75 X 8.50 NC GR5 ZP	2
22	1017000	NUT-TOPLOCK: .75 NC GR5 ZP	4
23	1024447	BOLT-HEX: .63 X 2.75 NC GR5 ZP	8
24	1011813	WASHER-LOCK: .63 ZP	16
25	65825	BOLT-HEX: .63 X 3.25 NC GR5 ZP	4
26	1013024	WASHER-FLAT: .63 ZP	4
27	1013473	PIN-COTTER: .19 X 2.00 NP	2
28	1016367	NUT-SPINDLE: 1.38 NF NP	2
29	63624	HUB CAP ROUNDED ZP	2
30	1030765	BUSHING-MACHINED: 1.38 NR 10 GA	2
31	53632	SEAL	2
32	53634	CONE-BEARING INNER	2
33	53636	CUP-BEARING INNER	2
34	1030766	ZERK - GREASE .13 NPT STRAIGHT	2
35	53635	CUP-BEARING OUTER	2
36	53633	CONE-BEARING OUTER	2
37	64012	PIN-COTTER: .19 X 3.00 NP	2

CONTINUE



LIFTER STRUT (CONTINUED)

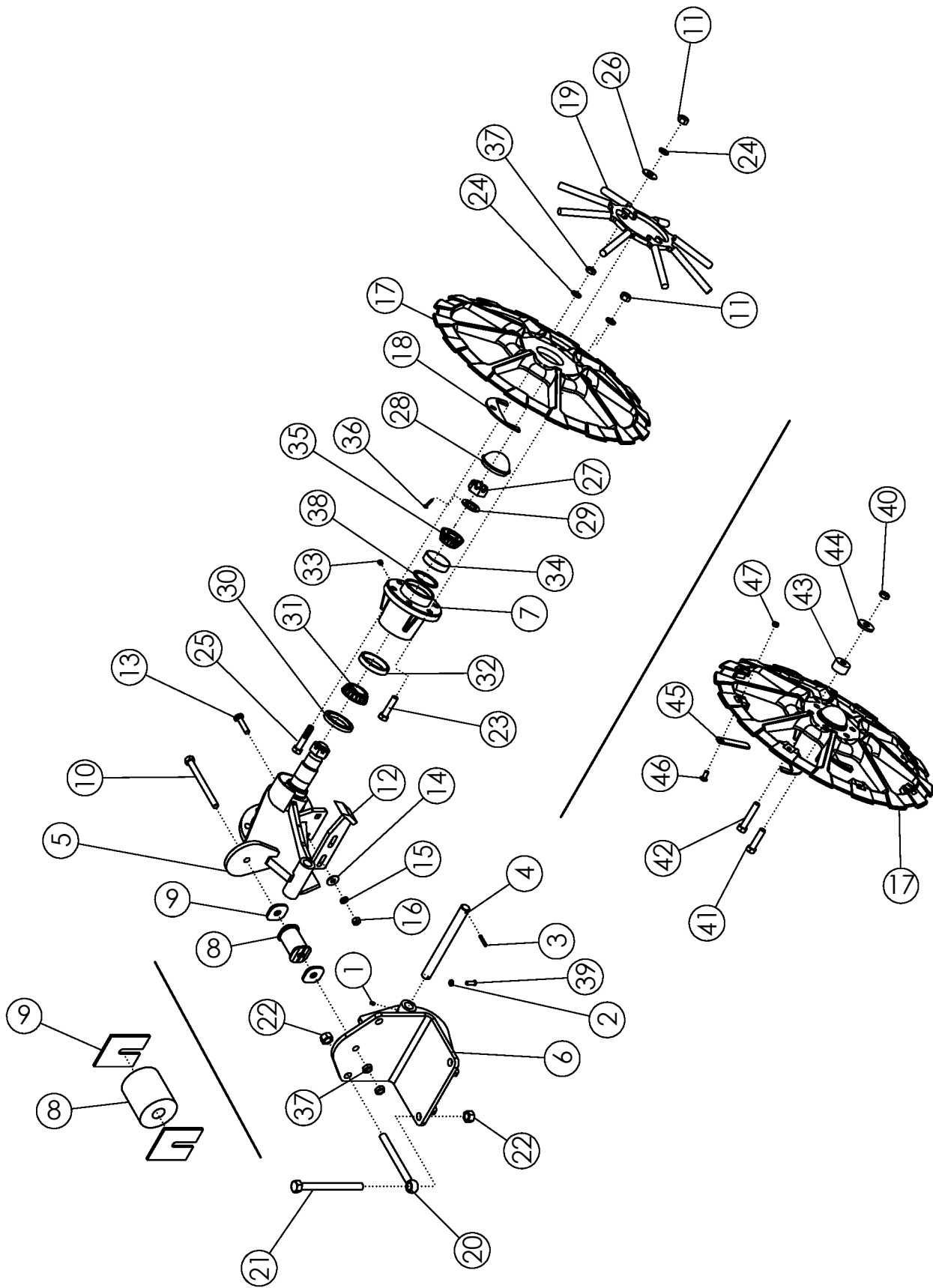
ITEM	PART NO.	DESCRIPTION	QTY	
38	64674	RACE-SPACER (.120)	AR	
39	300097	PLATE-LIFTER WHEEL FILLER	16	
40	59488	BOLT-CRG: .38 X 1.00 NC GR5 ZP	16	
41	303731	NUT-FLANGE TOPLOCK .38 NC YZP	16	
42	1026259	NUT-JAM: .63 NC GR2 ZP	5	
43	50813	SCREW-SET: SQ HD .38 X 1.00 ZP	2	
OPTIONAL URETHANE BUSHING				
44	1016595	NUT-TOPLOCK: .63 GR5 ZP	12	
45	59093	BOLT-HEX: .63 X 3.75 NC GR5 ZP	8	
46	1013935	BOLT-HEX: .63 X 4.50 NC GR5 ZP	4	
47	51705	BUSHING	12	
	301975	BUSHING-URETHANE .67"		
48	301324	WASHER-CUSTOM: .668 ID X 1.875 OD X .235 TH	12	
OPTIONAL WHEEL FILLER BRACKET			6-8ROW	12 ROW
49	64658	WLDMT-WHEEL FILLER BRACKET	2	3
50	64659	PLATE-RETAINER	2	3
51	63372	BAR-BACKING	4	6
52	58176	BOLT-HEX: .38 X 3.50 NC GR5 ZP	8	12
53	1011581	WASHER-LOCK: .50 ZP	2	3
54	1011618	BOLT-HEX: .50 X 5.00 NC GR5 ZP	2	3
55	1016999	NUT-TOPLOCK: .38 NC GR5 ZP	8	12



LIFTER STRUT - BOTTOM SCRAPER OPTION

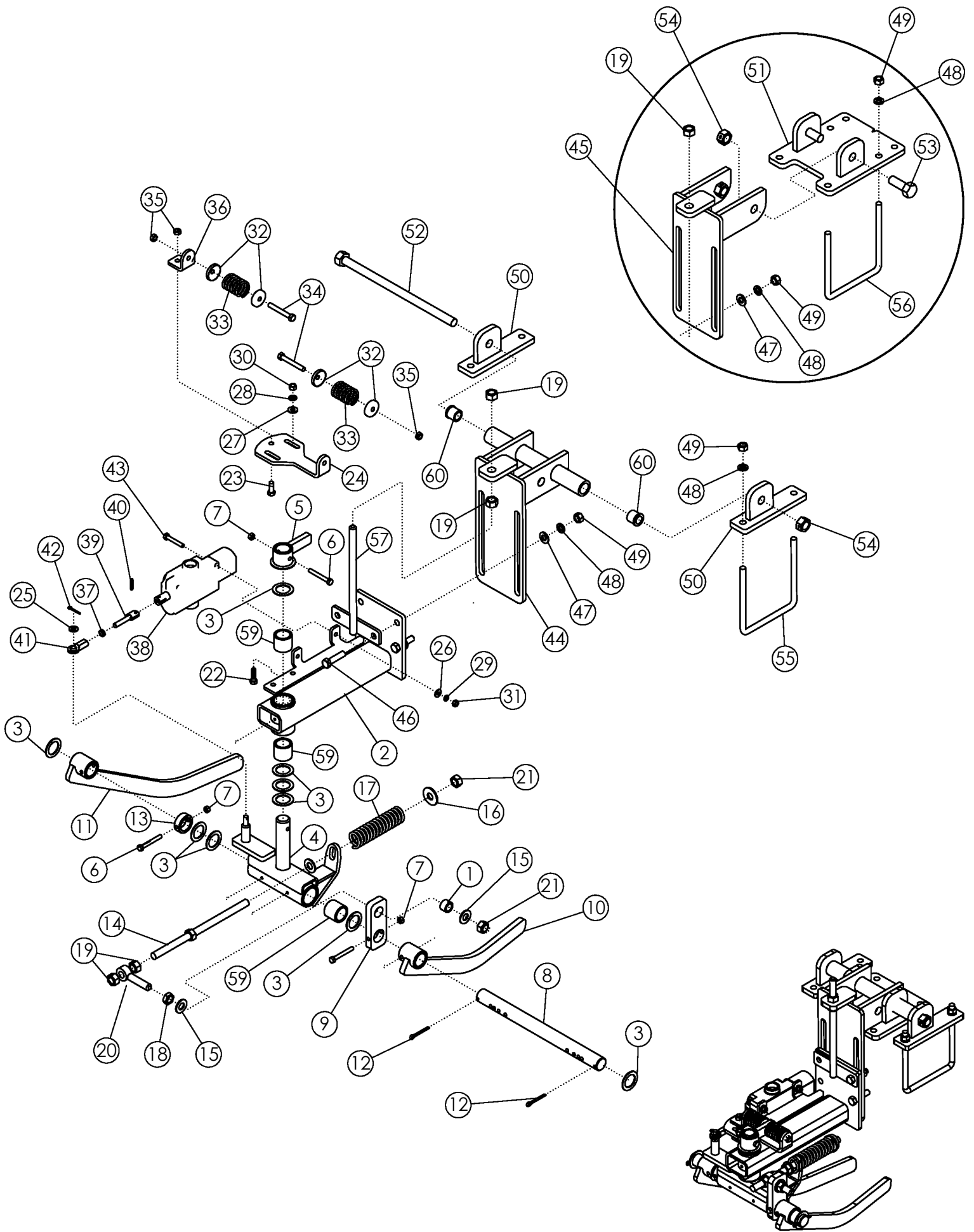
ITEM	PART NO.	DESCRIPTION	QTY
1	1011748	ZERK - GREASE: .25 UNF	2
2	1013519	NUT-JAM: .38 NC GR2 ZP	2
3	59398	PIN-ROLL: .25 X 1.50 ZP	2
4	69907	SHAFT-STRUT	1
5	68095	WLDMT-SP LIFTER STRUT STD	1
6	50146	WLDMT-STRUT BRACKET	1
7	63655	HUB-MACHINED	2
8	50134	WLDMT-SPACER ZP	1
	51542	BUMPER-RUBBER	1
9	50137	WASHER SQUARE ZP	2
	50139	PLATE-LIFTER STRUT SPACER ZP	2
10	1030761	BOLT-HEX: .63 X 7.00 NC GR 8 ZP	1
11	1011578	NUT-HEX: .63 NC GR5 ZP	13
12	64369	WLDMT-SCRAPER	2
13	64685	BOLT-CRG: .50 X 2.25 NC GR5 ZP	2
14	1014443	WASHER-FLAT: .50 ZP	2
15	1011581	WASHER-LOCK: .50 ZP	2
16	1011577	NUT-HEX: .50 NC GR5 ZP	2
17	69855	LIFTER WHEEL-MACH (FILLER)	2
	300734	LIFTER WHEEL HARD PAINTED	
18	50747	PLATE-LIFTER WHEEL SPACER ZP	AR
19	63880	WLDMT-WHEEL FILLER (OPTIONAL)	2
20	64135	BOLT-EYE: .75 X 8.00 ZP	2
21	64136	BOLT-HEX: .75 X 8.50 NC GR5 ZP	2
22	1017000	NUT-TOPLOCK: .75 NC GR5 ZP	4
23	1024447	BOLT-HEX: .63 X 2.75 NC GR5 ZP	8
24	1011813	WASHER-LOCK: .63 ZP	16
25	65825	BOLT-HEX: .63 X 3.25 NC GR5 ZP	4
26	1013024	WASHER-FLAT: .63 ZP	4
27	1016367	NUT-SPINDLE: 1.38 NF NP	2
28	63624	HUB CAP ROUNDED ZP	2
29	1030765	BUSHING-MACHINED: 1.38 NR 10 GA	2
30	53632	SEAL	2
31	53634	CONE-BEARING INNER	2
32	53636	CUP-BEARING INNER	2
33	1030766	ZERK - GREASE .13 NPT STRAIGHT	2
34	53635	CUP-BEARING OUTER	2
35	53633	CONE-BEARING OUTER	2
36	64012	PIN-COTTER: .19 X 3.00 NP	2
37	1026259	NUT-JAM: .63 NC ZP	5
38	64674	RACE-SPACER (.120)	AR
39	50813	SCREW-SET: SQ HD .38 X 1.00 ZP	2

CONTINUED



LIFTER STRUT - BOTTOM SCRAPER (CONTINUED)

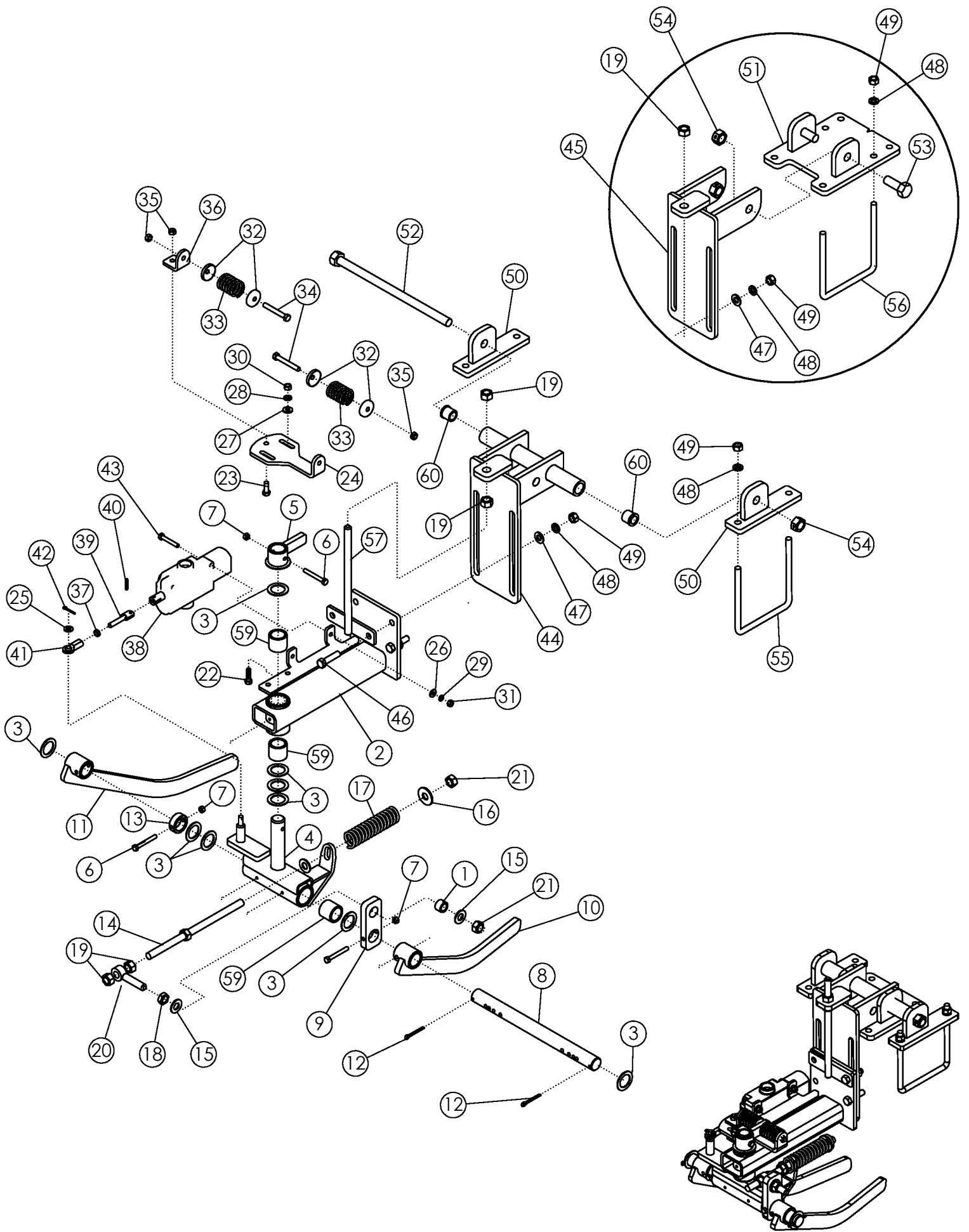
ITEM	PART NO.	DESCRIPTION	QTY
OPTIONAL URETHANE BUSHING			
40	1016595	NUT-TOPLOCK: .63 GR5 ZP	12
41	59093	BOLT-HEX: .63 X 3.75 NC GR5 ZP	8
42	1013935	BOLT-HEX: .63 X 4.50 NC GR5 ZP	4
43	51705	BUSHING	12
	301975	BUSHING-URETHANE .67"	
44	301324	WASHER-CUSTOM: .668 ID X 1.875 OD X .235 TH	12
RIM FILLER KIT			
45	300097	PLATE-LIFTER WHEEL FILLER	16
46	59488	BOLT-CRG: .38 X 1.00 NC GR5 ZP	16
47	303731	NUT-FLANGE TOPLOCK .38 NC YZP	16



HYDRUALIC ROW FINDER

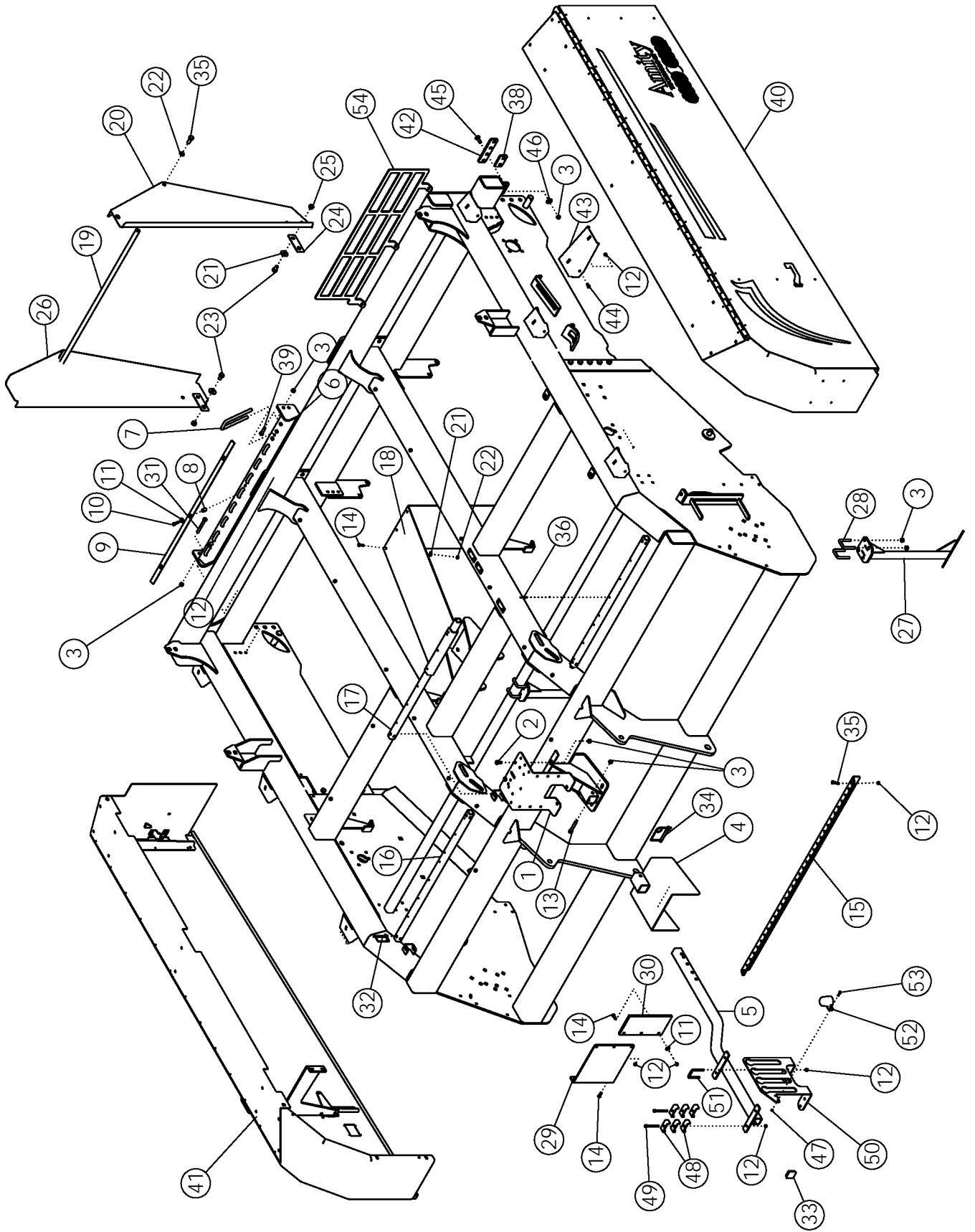
ITEM	PART NO.	DESCRIPTION	QTY
1	52567	BUSHING-ZP	1
2	62520	ASSY-ROW FINDER MAIN FRAME W/BUSHINGS	1
3	55206	BUSHING-MACH: 1.25 NR 14GA	9
4	51139	ASSY-WLDMT-SWVEL W/BUSHINGS	1
5	51130	WLDMT-FLIPPER	1
6	301748	BOLT-HEX: .31 X 2.50 NC GR8 ZP	5
7	301749	NUT-TOPLOCK: .31 NC GR8 ZP	5
8	51690	SHAFT ZP	1
9	52566	TENSIONER ARM	1
10	51131	SENSOR ARM-L.H.	1
	301055	WLDMT-SENSOR ARM LH BENT	
11	52564	SENSOR ARM-R.H.	1
	301056	WLDMT-SENSOR ARM RH BENT	
12	1030797	PIN-COTTER: .19 X 1.75 NP	2
13	51137	COLLAR	1
14	52565	ADJUSTMENT BOLT	1
15	1013004	WASHER-FLAT: SAE .63 ZP	3
16	1013024	WASHER-FLAT: .63 ZP	2
17	51692	SPRING: .21 X 1.44 OD X 6.00 15 COILS	1
18	1026259	NUT-JAM: .63 NC GR2 ZP	3
19	1011578	NUT-HEX: .63 NC GR2 ZP	3
20	51691	EYEBOLT: .63 X 3.25 ZP	1
21	1016595	NUT-TOPLOCK: .63 NC GR5 ZP	2
22	1011601	BOLT-HEX: .38 X 1.25 NC GR5 ZP	2
23	1011600	BOLT-HEX: .38 X 1.00 NC GR5 ZP	1
24	51129	PLATE-ADJUSTMENT	4
25	1014608	WASHER-FLT: SAE .38 ZP	1
26	1020416	WASHER-FLAT: .25 ZP	2
27	1011583	WASHER-FLAT: .31 ZP	2
28	1011586	WASHER-LOCK: .38 ZP	2
29	1029115	WASHER-LOCK: .31 ZP	2
30	1011576	NUT-HEX: .38 NC GR2 ZP	2
31	1011575	NUT-HEX: .31 NC GR2 ZP	2
32	52582	SPRING CAP	4
33	51689	SPRING-ROW FINDER PAINTED	2
34	1019828	BOLT-HEX: .38 X 2.75 NC GR5 ZP	2
35	1016999	NUT-TOPLOCK: .38 NC GR5 ZP	7
36	51128	SPRING PLATE	1
37	1030792	NUT-JAM: .38 NF GR2 ZP	1
38	301150	VALVE-ROWFINDER O/C	1
39	301750	WLDMT-STUD RF LONG ZP	1
40	64157	PIN-ROLL: .19 X 1.125 ZP	1

CONTINUED



HYDRAULIC ROW FINDER (CONTINUED)

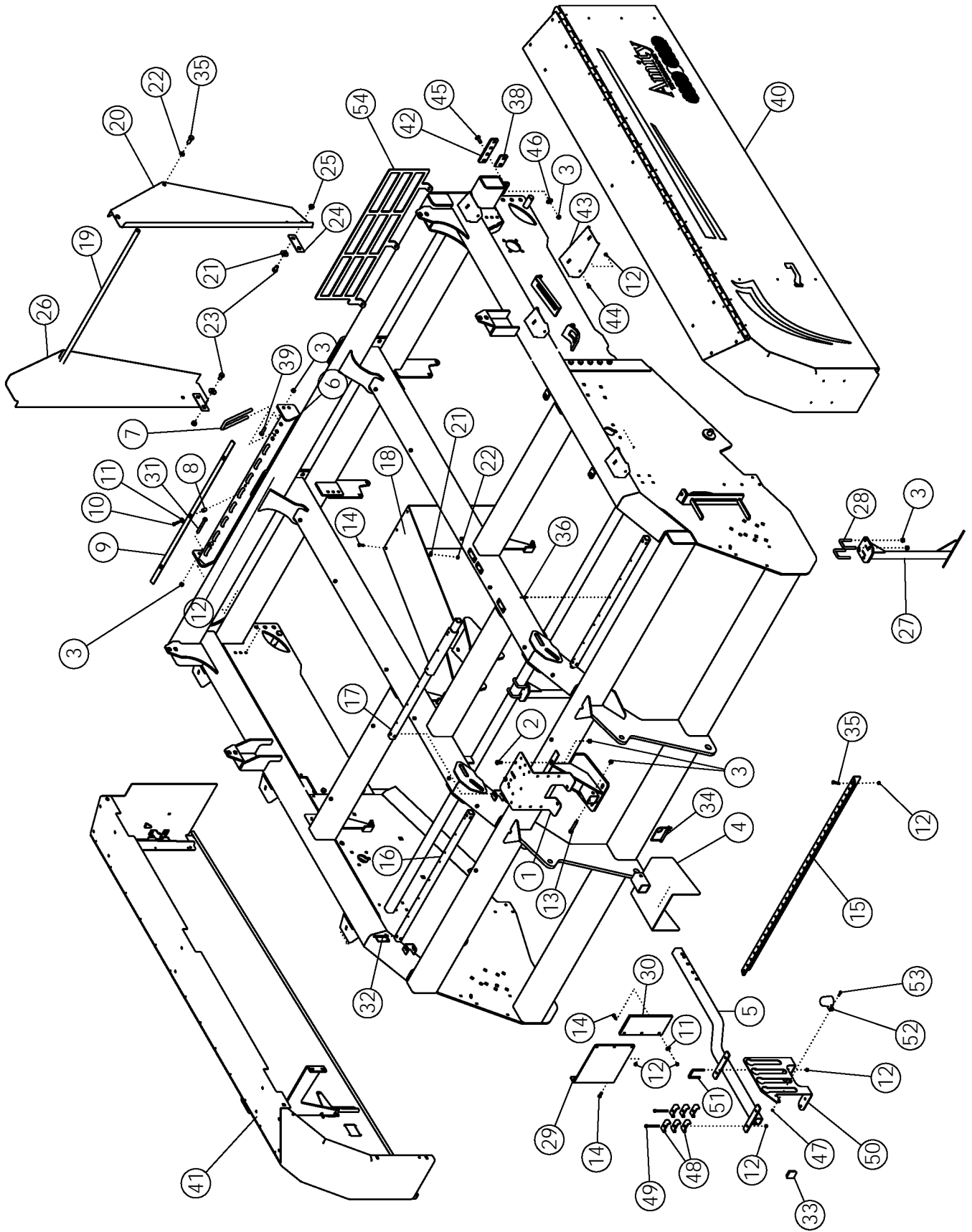
ITEM	PART NO.	DESCRIPTION	QTY
41	51136	UNIBALL COUPLING	1
42	1029137	PIN-COTTER: .13 X 1.00 ZP	1
43	1011285	BOLT-HEX: .31 X 2.00 NC	2
44	63661	WLDMT-MOUNTING BRACKET	1
45	52181	WLDMT-BRACKET	
46	1011609	BOLT-HEX: .50 X 2.00 NC GR5 ZP	4
47	1011584	WASHER-FLAT: SAE .50 ZP	4
48	1011581	WASHER-LOCK: .50 ZP	8
49	1011577	NUT-HEX: .50 NC GR2 ZP	12
50	63662	WLDMT-MOUNTING SUPPORT	2
51	301662	WLDMT-ROW FINDER BRACKET UNIVERSAL	1
52	63664	BOLT-HEX: .75 X 14.00 NC GR5 ZP	1
53	1012060	BOLT-HEX: .75 X 2.00 NC GR5 ZP	2
54	1013537	NUT-TOPLOCK: .75 NC GR5 ZP	2
55	53984	U-BOLT: .500 X 7.00 X 6.00 X 7.00	2
56	35780	U-BOLT: .500 X 7.50 X 8.00 X 7.50 ZP	
57	62882	WLDMT-TIGHTENER 11.125" ZP	1
58	1011748	ZERK - GREASE	3
59	56939	BUSHING-OILITE:1.25 X 1.625 X 1.50L	4
60	52654	BUSHING	2



GUARDS AND SHIELDS

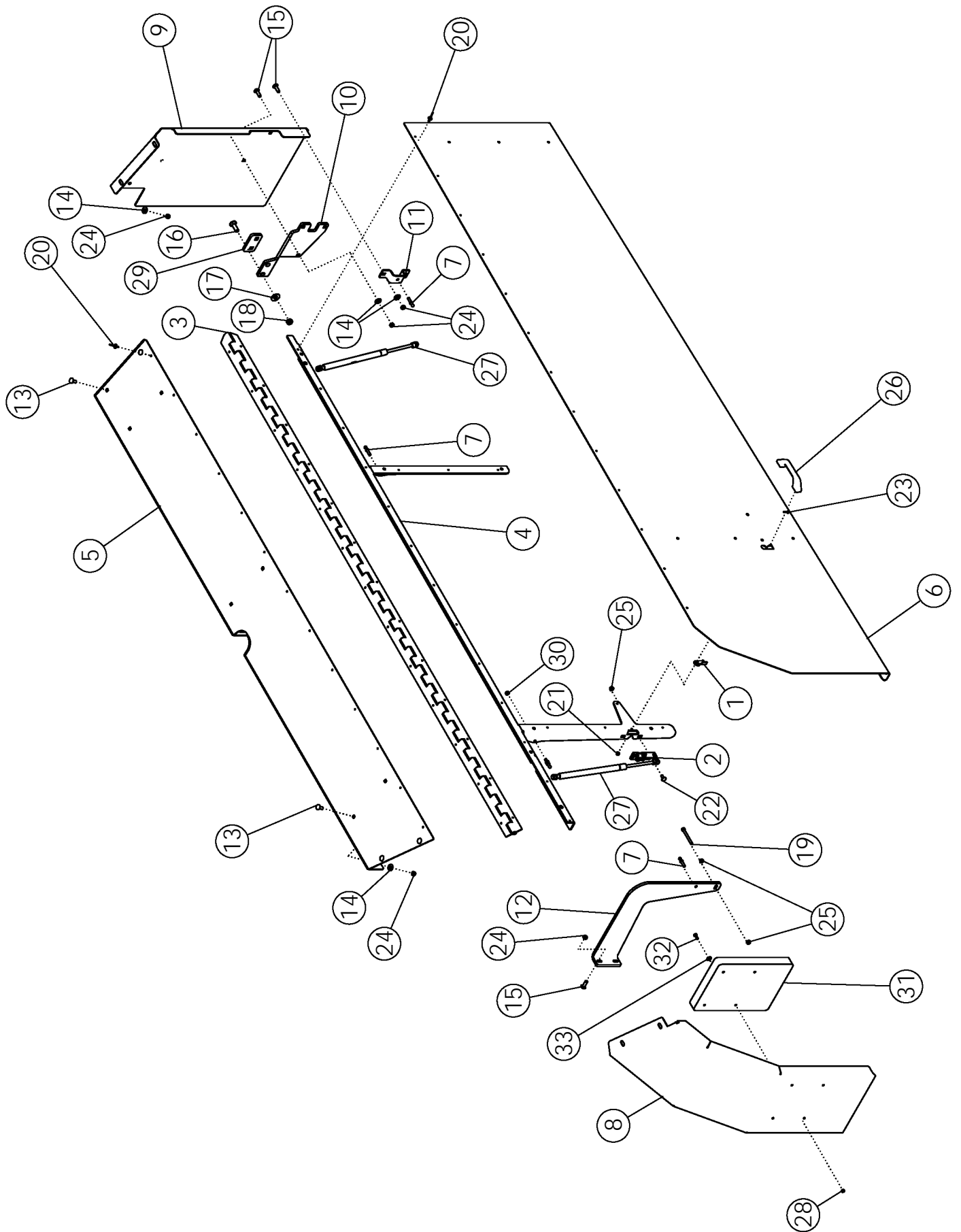
ITEM	PART NO.	DESCRIPTION	QTY
1	62883	PLATE-HOSE MOUNT	1
2	1011096	BOLT-HEX: .50 X 1.00 NC GR5 ZP	4
3	1027461	NUT-TOPLOCK: .50 NC GR5 ZP	37
4	63354	WLDMT-PTO SHIELD	1
5	301131	ASSY-HYD HOSE HOLDER	1
6	64829	WLDMT-ROD HOLDER 6R24	2
7	69117	U-ROD ZP	20
8	58446	SPACER ZP	6
9	64834	STRAP	2
10	1011725	BOLT-HEX: .38 X 2.00 NC GR5 ZP	6
11	1011828	WASHER-FLAT: .38 ZP	32
12	1016999	NUT-TOPLOCK: .38 NC GR5 ZP	56
13	1011611	BOLT-HEX: .50 X 3.00 GR5 ZP	1
14	1011600	BOLT-HEX: .38 X 1.00 NC GR5 ZP	30
15	64827	MOUNT-TARP 6R24	2
16	64602	TUBE-OUTER APRON 6R24	2
17	57721	TUBE-INNER APRON 6R/8R	1
18	58961	APRON-RUBBER	6
19	56754	ROD-THREADED	1
20	56257	WLDMT-SHIELD SCRUB CHAIN LH	1
21	1013024	WASHER-FLAT: .63 ZP	4
22	1011813	WASHER-LOCK: .63 ZP	2
23	1032275	BOLT-HEX: .63 X 1.00 NC GR5 ZP	6
24	56256	LINK-GUARD	2
25	1016595	NUT-TOPLOCK: .63 NC GR5 ZP	4
26	56258	GUARD-REAR SCRUB RH	1
27	62378	WLDMT - DEFLECTOR	5
28	65658	U-BOLT: .50 X 3.00 X 2.06 X 3.00	10
29	51331	ANGLE	2
30	51680	DEFLECTOR-RUBBER	2
31	1032507	BOLT-HEX: .50 X 4.00 NC GR5 ZP	4
32	59101	SPRING PIN .38" X 3.00"	3
33	63869	CAPLUG-2" SQ	1
34	52408	SPRING PIN .50" X 3.50"	1
35	1011602	BOLT-HEX: .38 X 1.50 NC GR5 ZP	4
36	1011974	POP-RIVET: .19 X .53 ZP	18
37	300134	PLATE-GUARD RH 6R24 (NOT SHOWN)	1
38	69373	PLATE-SPACER 6R24	2
39	1011608	BOLT-HEX: .50 X 1.75 NC GR5 ZP	4
40	69310	ASSY-LH DOOR 6R & 8R	1

CONTINUE



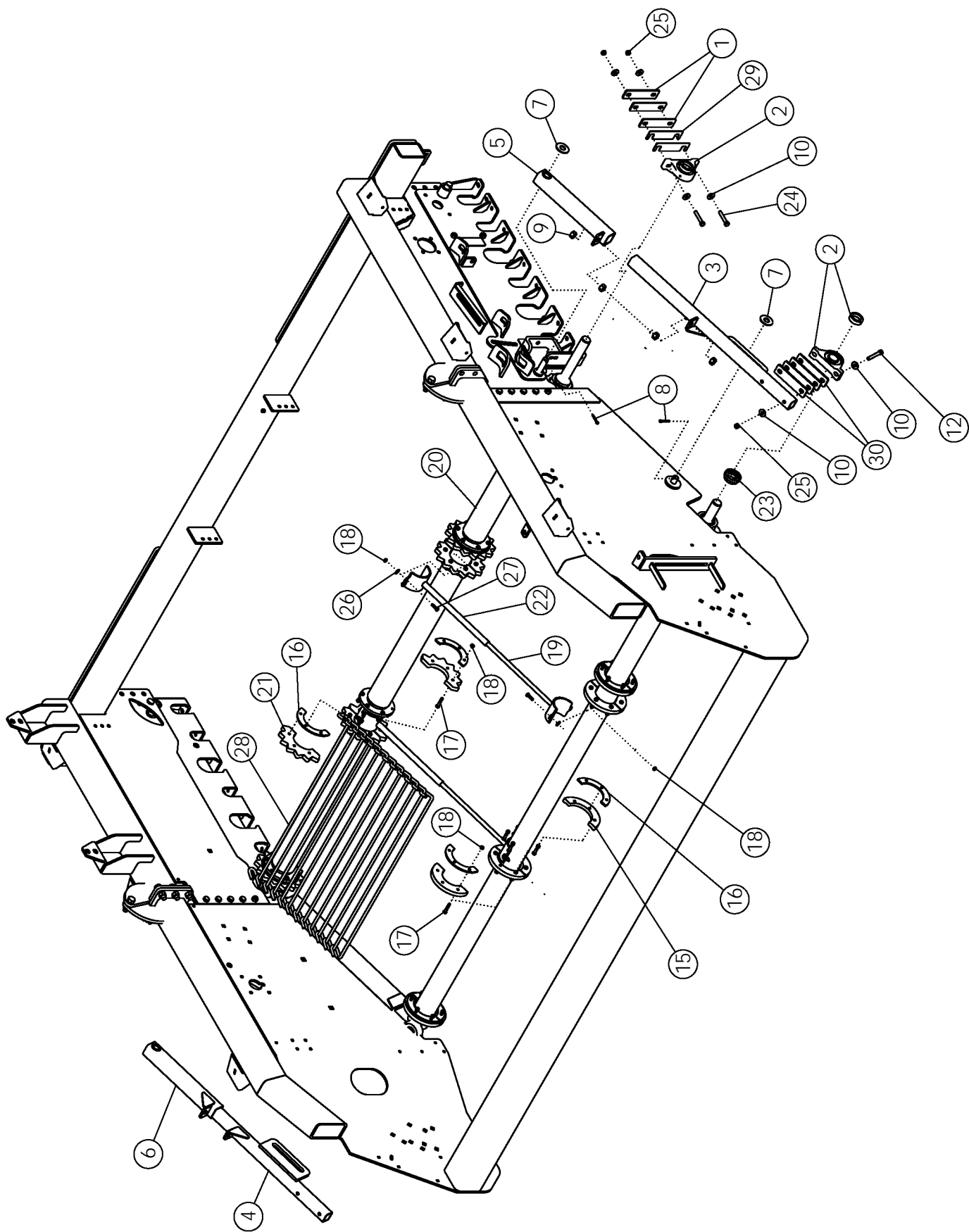
GUARDS AND SHIELDS (CONTINUED)

ITEM	PART NO.	DESCRIPTION	QTY
41	69370	ASSY-LH DOOR 6R & RH	1
42	69288	PLATE-SUPPORT 6R24	2
43	69289	MOUNT-SHIELD PC	6
44	1011599	BOLT-HEX: .38 X .75 NC GR5 ZP	12
45	44122	BOLT-CRG: .50 X 2.00 NC GR5 ZP	4
46	1014443	WASHER-FLAT: .50 ZP	4
47	1030946	NUT-TOPLOCK: .25 NC GR5 ZP	2
48	50714	CLAMP 1/2" ZP	12
49	58176	BOLT-HEX: .38 X 3.50 NC GR5 ZP	4
50	301900	PLATE-HYD HOSE END HOLDER XL	1
51	33162	U-BOLT: .375 X 3 X 2 X 3	2
52	223329	HOLDER-LIGHT PLUG	1
53	1013423	BOLT-HEX: .25 X 1.00 NC GR5 ZP	2
54	300133	PLATE-GUARD LH 6R24	1



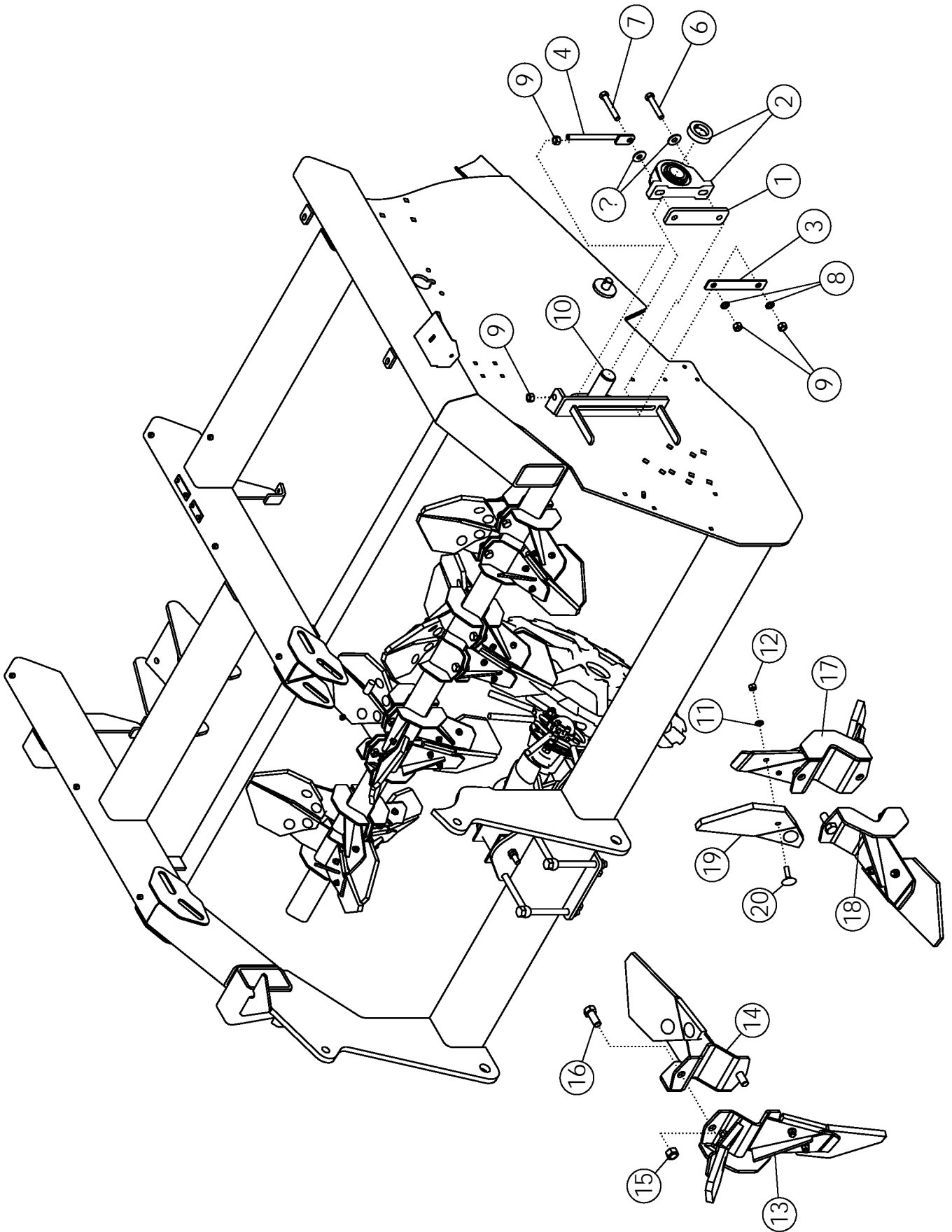
DOOR ASSEMBLY

ITEM	PART NO.	DESCRIPTION	QTY
1	69284	LEVER-HRV LATCH ZP	1
2	69283	LATCH-ROTARY	1
3	69286	HINGE-108 HEAVY CONTINUOUS	1
4	69266	WLDMT-DOOR FRAME LH	1
	69348	WLDMT-DOOR FRAME RH (NOT SHOWN)	1
5	69312	PANEL-SHIELD TOP LH PC	1
	69372	PANEL-SHIELD TOP RH PC (NOT SHOWN)	1
6	69270	SHEET-SHIELD DOOR LH PC	1
	69319	SHEET-SHIELD DOOR RH PC (NOT SHOWN)	1
7	69278	STUD-BALL .31-18NC X .75	4
8	69272	PANEL-SHIELD FRONT LH PC	1
	69317	PANEL-SHIELD FRONT RH PC (NOT SHOWN)	1
9	69273	PANEL-SHIELD REAR LH PC	1
	69318	PANEL-SHIELD REAR RH PC (NOT SHOWN)	1
10	69274	PLATE-SUPPORT REAR LH	1
	69344	PLATE-SUPPORT REAR RH (NOT SHOWN)	1
11	69275	BRACKET-SPRING REAR	1
12	69277	BRACKET-SPRING FRONT LH	1
	69320	BRACKET-SPRING FRONT RH (NOT SHOWN)	1
13	59488	BOLT-CRG: .38 X 1.00 NC GR5 ZP	10
14	1011828	WASHER-FLAT .38 ZP	17
15	1016362	BOLT-CRG: .38 X 1.25 NC GR5 ZP	7
16	1011660	BOLT-CRG: .50 X 1.50 NC GR5 ZP	2
17	1014443	WASHER-FLAT: .50 ZP	2
18	1027461	NUT-TOPLOCK: .50 NC GR5 ZP	2
19	1029448	BOLT-HEX .31 X 3.00 NC GR5 ZP	1
20	1011974	RIVET-POP: .19 X .531 ZP	32
21	1026591	NUT-K-LOCK: #10-24 GR2 ZP	2
22	65702	BOLT-CRG: .31 X .75 NC GR5 ZP	2
23	67078	SCREW-P-H: 10-24 X .75 NC GR2 ZP	2
24	1016999	NUT-TOPLOCK: .38 NC GR5 ZP	17
25	67077	NUT-FLANGE SERR .31 NC ZP GR2	4
26	69285	HANDLE-MOLDED GRAB	1
27	69282	SPRING-700N GAS	2
28	1030946	NUT-TOPLOCK: .25 NC GR5 ZP	4
29	69373	PLATE-SPACER	1
30	1030700	NUT-TOPLOCK: .31 NC GR5 ZP	4
31	64635	CASE-MANUAL STORAGE	1
32	1011595	BOLT-HEX: .25 X .75 NC GR5 ZP	4
33	1020416	WASHER-FLAT: .25 ZP	4



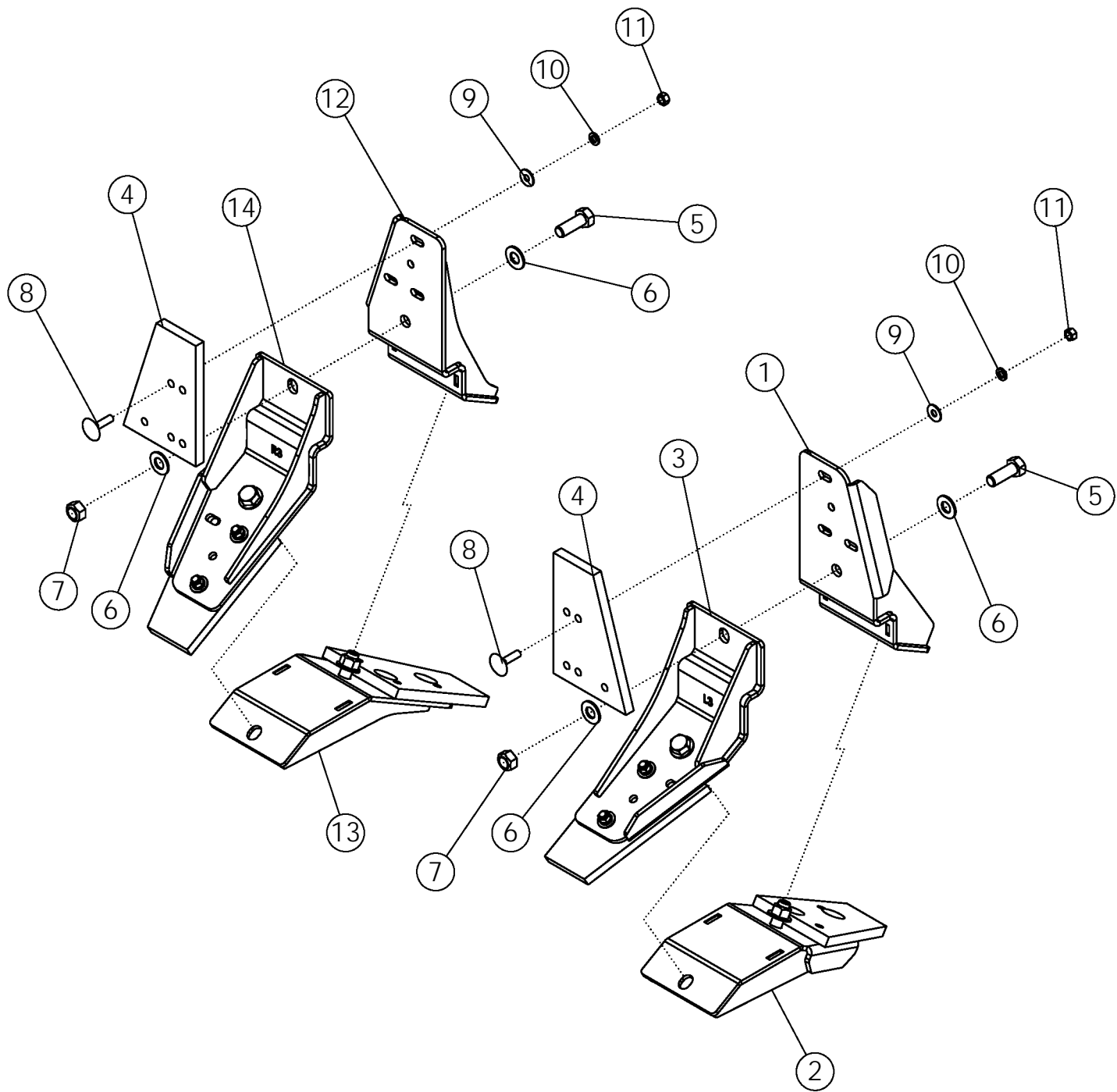
APRON SHAFT

ITEM	PART NO.	DESCRIPTION	QTY
1	56672	SHIM-BEARING ZP	AR
2	52405	BEARING-PILLOW 1.75 (with lock collar)	4
3	56697	WLDMT-SLIDE LH	1
4	56698	WLDMT-SLIDE RH	1
5	56692	WLDMT-ARM LH	1
6	56693	WLDMT-ARM RH	1
7	1020685	WASHER-FLAT: 1.00	4
8	1016944	PIN-COTTER: .25 X 2.00 ZP	4
9	1011620	NUT-HEX: .75 NC	8
10	1014443	WASHER-FLAT: .50 ZP	16
11	56718	ROD-THREADED ZP	2
12	1029104	BOLT-HEX: .50 X 3.75 NC GR5 ZP	4
13	64769	WLDMT- BOTTOM APRON SHAFT	1
14	301533	CLAMP-FILLER 4" SHAFT WIDE PAINTED	4
15	58322	HALF-DISC IDLER	12
16	62836	HALF DISC - SPACER ZP	24
17	1011725	BOLT-HEX: .38 X 2.00 NC	72
18	1016999	NUT-TOPLOCK: .38 NC GR5 ZP	80
19	301531	WLDMT-LOWER FILLER 4" SHAFT WIDE	2
20	64768	WLDMT-TOP APRON SHAFT	1
21	58318	SPROCKET-SPLIT 2.38 (PAIR)	12
22	301532	WLDMT-UPPER FILLER 4" SHAFT WIDE	2
23	52382	SEAL PROTECTOR 1-3/4"	2
24	1011611	BOLT-HEX: .50 X 3.00 NC GR5 ZP	4
25	1027461	NUT-TOPLOCK: .50 NC GR5 ZP	8
26	1011828	WASHER-FLAT: .38 ZP	8
27	1011601	BOLT-HEX: .38 X 1.25 NC GR5 ZP	8
28	53844	CHAIN 1/2 X 42 X 2.38 (MIDDLE)	2
	64824	CHAIN 1/2 X 46 X 2.38 (OUTSIDES)	4
29	300146	SHIM-BEARING .120 THK	4
30	56672	SHIM-BEARING ZP (PLASTIC PADDLE OPTION)	8



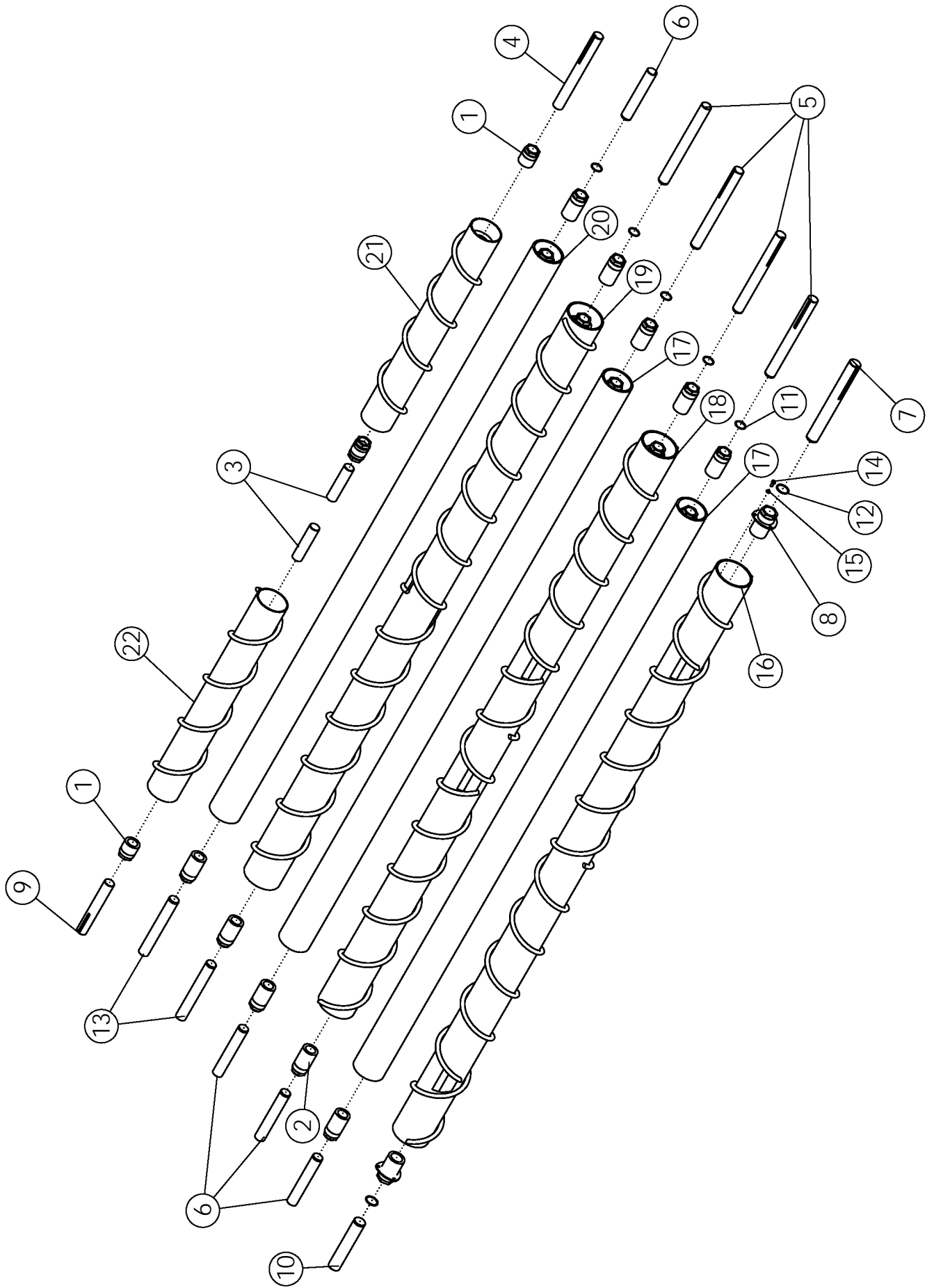
PADDLE SHAFT

ITEM	PART NO.	DESCRIPTION	QTY
1	57996	SHIM-BEARING	2
2	57997	BEARING-PILLOW 2"	2
3	57998	PLATE-BACKING	2
4	51365	TIGHTENER BOLT	2
5	1013024	WASHER-FLAT: .63 ZP	4
6	1014000	BOLT-HEX: .63 X 3.50 NC GR5 ZP	2
7	1016726	BOLT-HEX: .63 X 4.00 NC GR5 ZP	2
8	1011813	WASHER-LOCK: .63 ZP	4
9	1011578	NUT-HEX: .63 NC GR2 ZP	8
10	64767	WLDMT-PADDLE SHAFT	1
11	1011586	WASHER-LOCK: .38 ZP	72
12	1011576	NUT-HEX: .38 NC GR2 ZP	72
13	50722	WLDMT - PADDLE DOUBLE RH	6
14	50721	WLDMT - PADDLE SINGLE RH	6
15	1016595	NUT-TOPLOCK: .63 NC GR5 ZP	24
16	1014349	BOLT-HEX: .63 X 1.50 NC GR5 ZP	24
17	50719	WLDMT - PADDLE DOUBLE LH	6
18	50720	WLDMT - PADDLE SINGLE LH	6
19	51562	PADDLE-RUBBER	36
20	1030779	BOLT-ELEVATOR: .38 X 1.50 NC ZP	72



HYBRID PADDLE ASSY

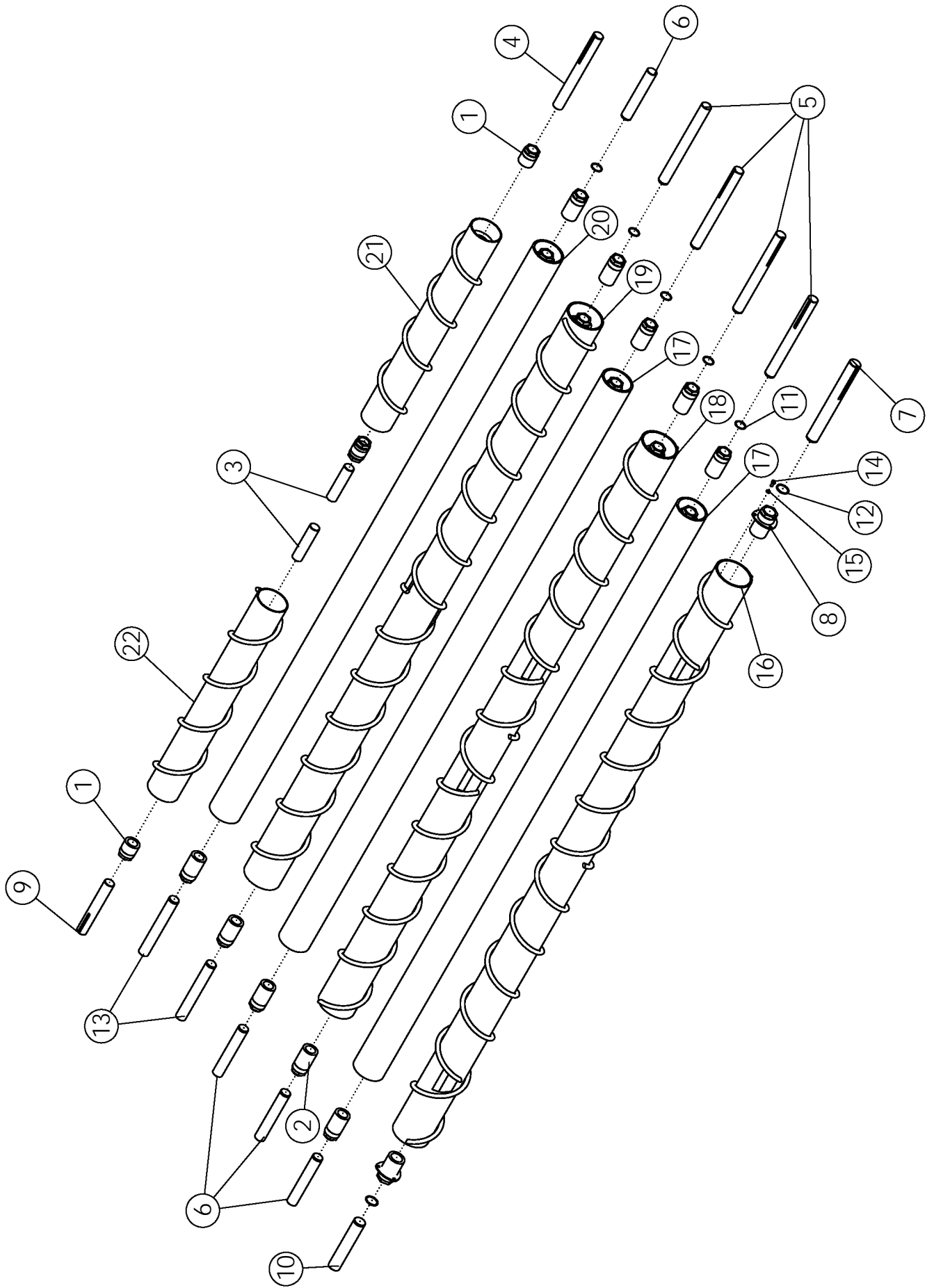
ITEM	PART NO.	DESCRIPTION	QTY
1	301863	WLDMT-PADDLE SPLIT LH 1	1
2	301867	WLDMT-PADDLE SPLIT LH 2	1
3	301871	WLDMT-PADDLE SPLIT LH 3	1
4	301875	PADDLE-RUBBER SOLID	6
5	1013918	BOLT-HEX .63 X 1.750 NC GR5 ZP	6
6	1013004	WASHER-FLAT: SAE .63 ZP	12
7	1016595	NUT-TOPLOCK: .63 NC GR5 ZP	6
8	1030779	BOLT-ELEVATOR:.38 X 1.50 NC ZP	18
9	1011828	WASHER-FLAT .38 ZP	18
10	1011586	WASHER-LOCK: .38 ZP	18
11	1011576	NUT-HEX: .38 NC GR2 ZP	18
12	301865	WLDMT-PADDLE SPLIT RH 1	1
13	301869	WLDMT-PADDLE SPLIT RH 2	1
14	301873	WLDMT-PADDLE SPLIT RH 3	1



CLEANING ROLLS

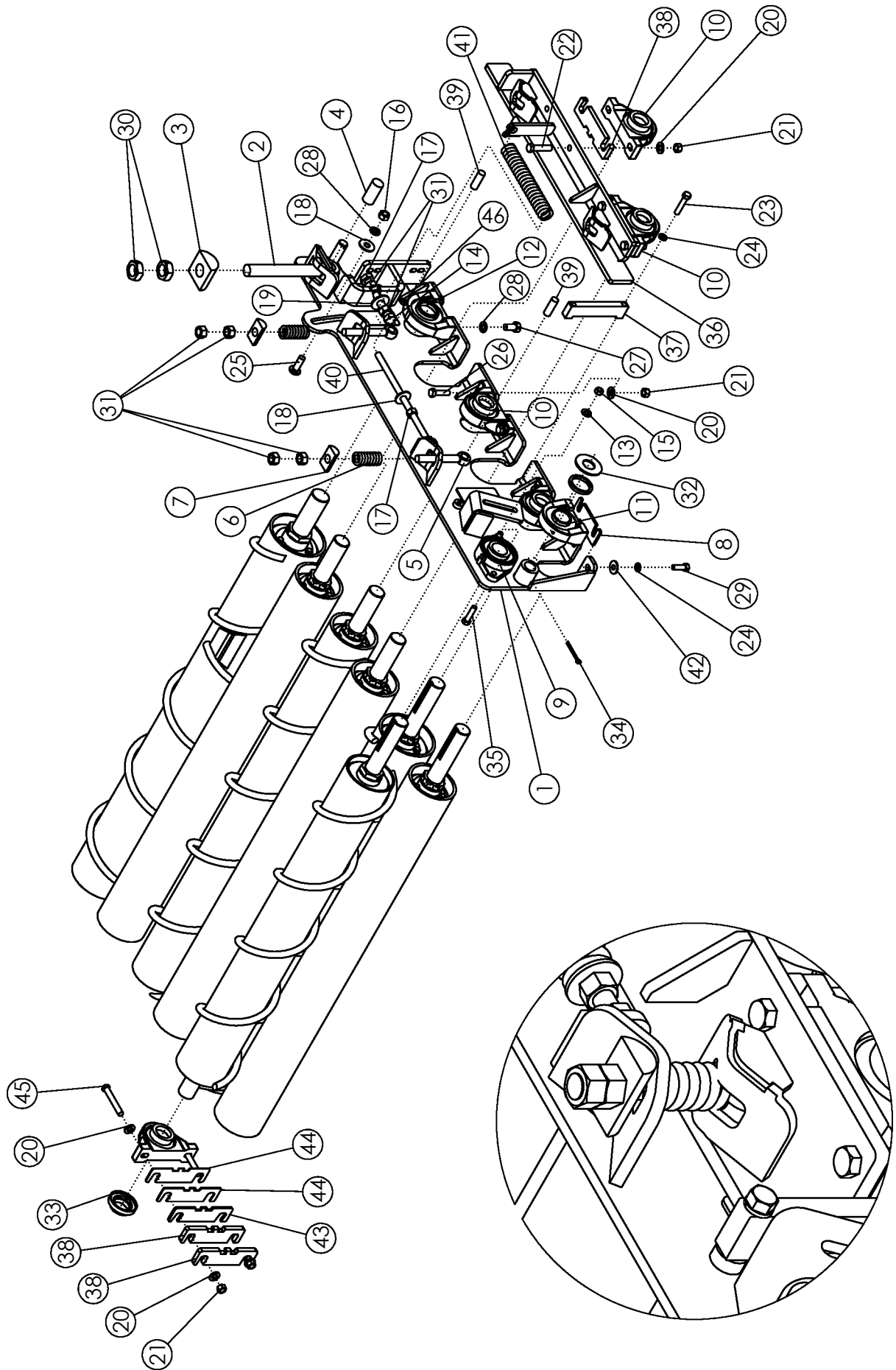
ITEM	PART NO.	DESCRIPTION	QTY
<u>PARTS COMMON TO ALL ROLLS</u>			
1	58459	HUB-TRANTORQUE 1.75	4
2	64163	HUB-TRANTORQUE 1.75 X 3.38	10
3	59471	SHAFT-STUB-#7 ROLL-RH, LH-IDLER	2
4	63075	SHAFT-#7 LH ROLL-DRIVE END	1
5	64818	SHAFT-DRIVE #2,3,4,5	4
	64177	SHAFT-DRIVE #2,3,4,5 (POLY #3 ONLY)	
6	64179	SHAFT-IDLER #2,3,4,6	4
7	64817	SHAFT-#1 DRIVE END	1
	64181	SHAFT-#1 DRIVE END (POLY ONLY)	
8	64165	HUB-TRANTORQUE 2.00 X 3.38	2
9	58761	SHAFT-#7 RH ROLL-DRIVE END	1
10	64182	SHAFT-#1 IDLER END	1
11	64184	RING-RETAINING 1.75	10
12	64185	RING-RETAINING 2.00	2
13	64178	SHAFT-#5,6	2
14	1011599	BOLT-HEX: .38 X .75 NC GR5 ZP	36
15	1011586	WASHER-LOCK: .38 ZP	36
<u>NUMBER ONE ROLL (COMPLETE)</u>			
16	64779	WLDMT-#1 SCROLLED-6R24-STD-TT	1
	68037	WLDMT-#1 SCROLLED-6R24-POLY-TT	
	69722	WLDMT-#1 SCROLLED-6R24-HRD-TT	
<u>NUMBER TWO AND FOUR ROLLS (COMPLETE)</u>			
17	64795	ASSY-#2,4-6R24-5.5" STD TT	2
	68027	ASSY-#2,4-6R24-5" POLY-TT	
<u>NUMBER THREE ROLL (COMPLETE)</u>			
18	64799	WLDMT-#3 SCROLLED 6R24-STD-TT	1
	301162	WLDMT-#3 SCROLLED-6R24-POLY-TT	
	69723	WLDMT-#3 SCROLLED 6R24-HRD-TT	

CONTINUE



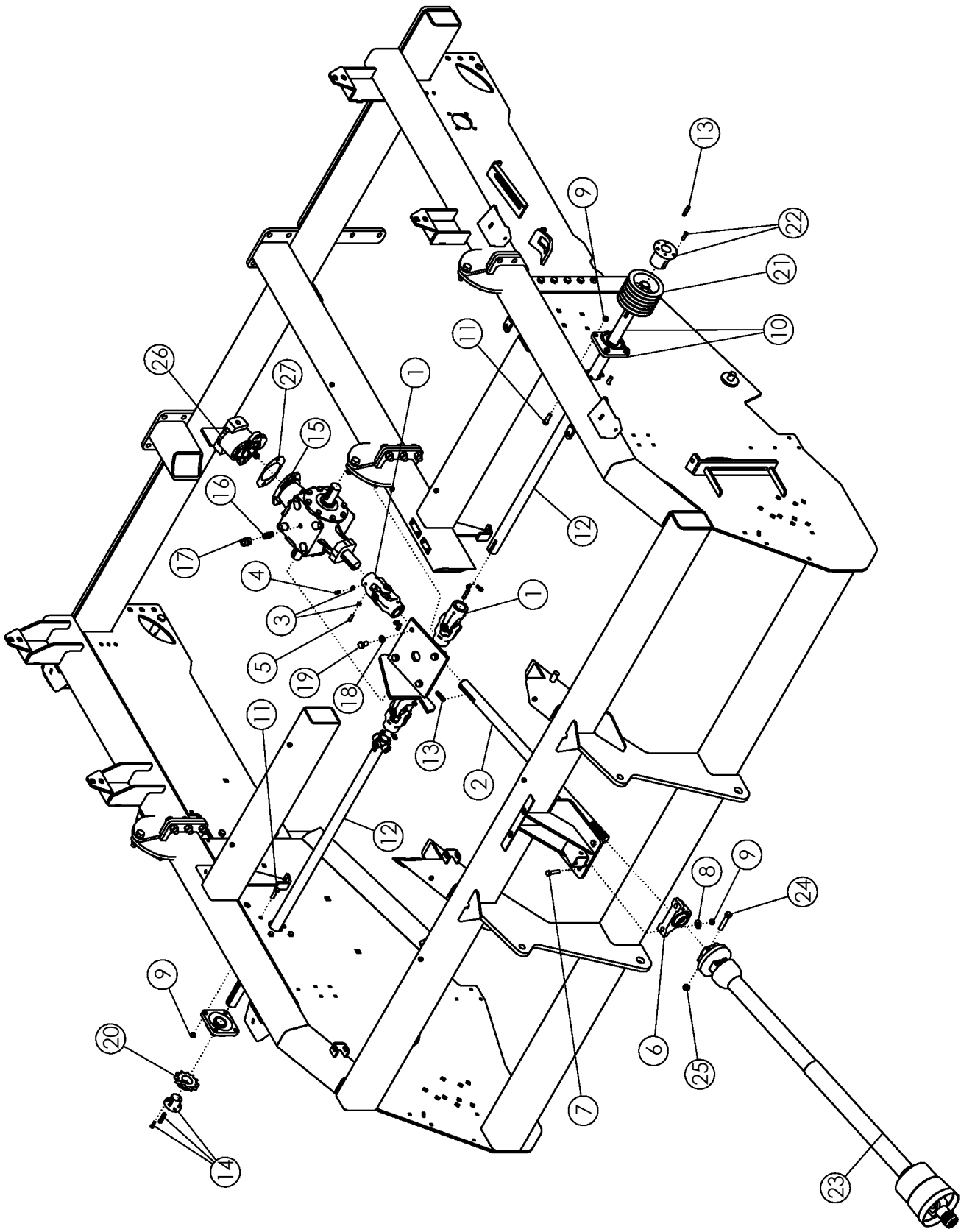
CLEANING ROLLS (CONTINUED)

ITEM	PART NO.	DESCRIPTION	QTY
<u>NUMBER FIVE ROLL (COMPLETE)</u>			
19	64806	WLDMT-#5 SCROLLED 6R24-STD-TT	1
	301168	WLDMT-#5-SCROLLED-6R24-POLY-TT	
	69724	WLDMT-#5 SCROLLED 6R24-HRD-TT	
<u>NUMBER SIX ROLL (COMPLETE)</u>			
20	64810	ASSY-#6-6R24-5.5" STD TT	1
	68033	ASSY-#6-6R24-5" POLY-TT	
<u>NUMBER SEVEN ROLL - - LEFT HAND (COMPLETE)</u>			
21	64811	WLDMT-#7LH SCROLL-6R24-TT-SHORT	1
	301172	WLDMT-#7 LH-SCROLLED POLY-6R24	
<u>NUMBER SEVEN ROLL - - RIGHT HAND (COMPLETE)</u>			
22	64821	WLDMT-#7RH SCROLL-6R24-TT-SHORT	1
	301180	WLDMT-#7 RH-SCROLLED POLY-6R24	



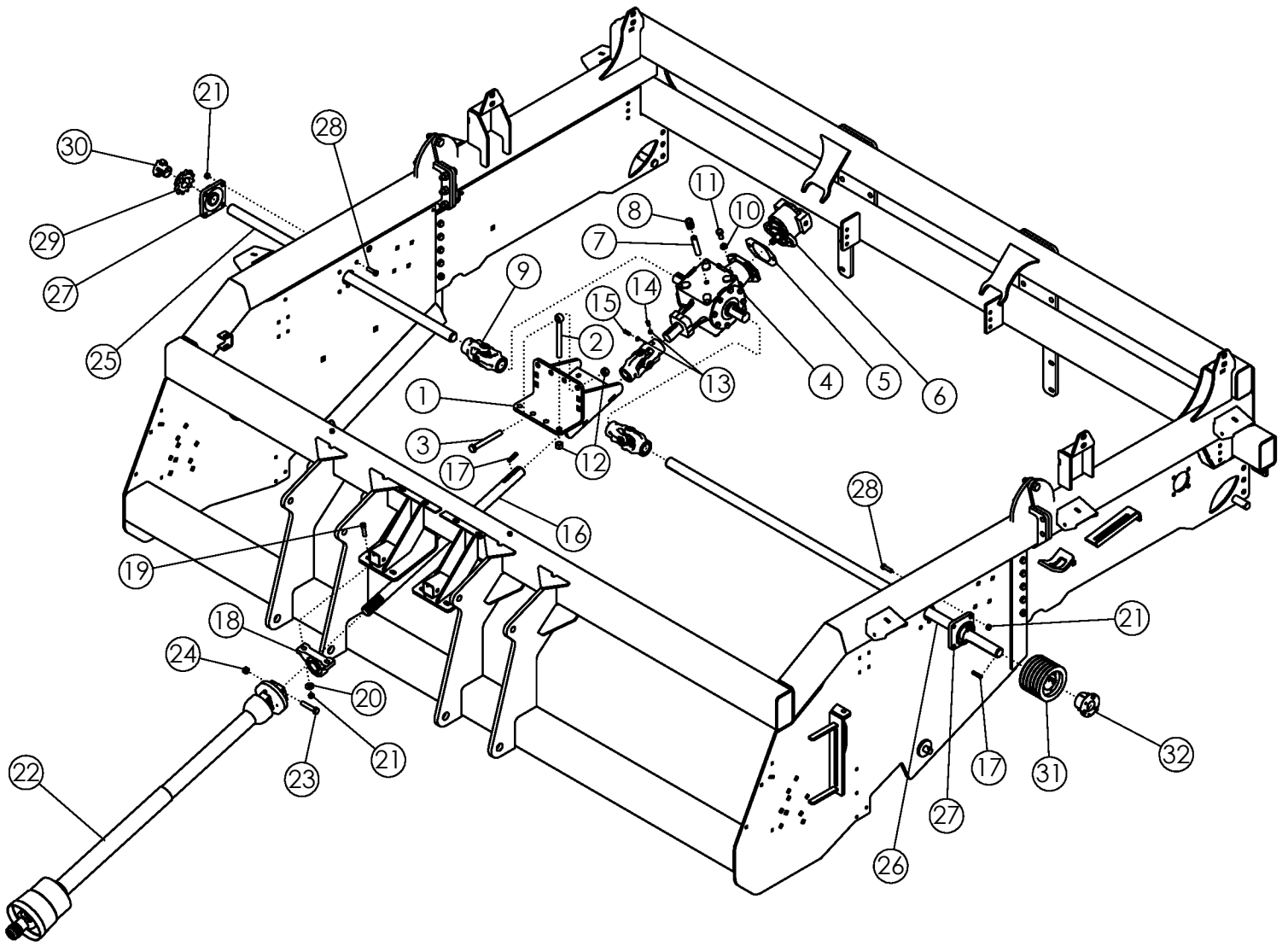
CLEANING ROLL MOUNTING PACKAGE

ITEM	PART NO.	DESCRIPTION	QTY
1	58907	WLDMT-MOUNT RH	1
	58906	WLDMT-MOUNT LH (NOT SHOWN)	1
2	56813	BOLT-EYEBOLT: 1.25 X 10.5 ZP	2
3	56679	HALF ROUND 3.0" ZP	2
4	56676	ROD ZP	2
5	56814	BOLT-EYEBOLT: .75 X 6.00 ZP	4
6	57877	SPRING 3.00" (RIGHT SIDE ONLY)	2
7	56680	HALF ROUND 1.50" ZP	4
8	57992	SHIM-BEARING	2
9	62134	BEARING-FLANGE 1-3/4"	2
10	52405	BEARING-PILLOW 1-3/4"	10
	64466	PILLOW BLOCK BEARING 1-3/4" STL (ROCK ONLY)	
11	62135	BEARING 1.750 TAPPED BASE	2
	301608	ASSY-STEEL TAPPED BASE BRG 1-3/4"(ROCK ONLY)	
12	62136	BEARING 2.000 TAPPED BASE	2
	301523	ASSY-STL TAPPED BASE BRG 2.00" (ROCK ONLY)	
13	1011584	WASHER-FLAT: SAE .50 ZP	4
14	303390	BOLT-HEX: .75 X 3.50 NC GR5 ZP FT	2
15	1027461	NUT-TOPLOCK: .50 NC GR5 ZP	4
16	1011578	NUT-HEX: .63 NC GR2 ZP	6
17	1011827	NUT-JAM: .75 NC GR2 ZP	2
18	1013024	WASHER-FLAT: .63 ZP	4
19	1030702	WASHER-FLAT: .75 ZP	4
20	59104	WASHER-FLAT: .56 GR8 ZP	24
21	59105	NUT-TOPLOCK: .56 NC GR8 ZP	20
22	59103	BOLT-HEX: .56 X 2.50 NC GR8 ZP	8
23	1011610	BOLT-HEX: .50 X 2.50 NC GR5 ZP	4
24	1011581	WASHER-LOCK: .50 ZP	8
25	58635	BOLT-CRG: .63 X 2.00 NC GR5 ZP	2
26	59102	BOLT-HEX: .56 X 2.00 NC GR8 ZP	8
27	1032509	BOLT-HEX: .63 X 1.25 NC GR5 ZP	4
28	1011813	WASHER-LOCK: .63 ZP	6
29	1011607	BOLT-HEX: .50 X 1.50 NC GR5 ZP	4
30	62511	NUT-JAM: 1.25 NC GR2 ZP	4
31	1011620	NUT-HEX: .75 NC GR2 ZP	12
32	1013431	WASHER-FLAT: 1.25 ZP	2
33	52383	LOCK PROTECTOR 1-3/4"	4
34	1016727	PIN-COTTER: .25 X 2.50 NP	2
35	1011609	BOLT-HEX: .50 X 2.00 NC GR5 ZP	4
36	56682	WLDMT-SLIDE MOUNT RH	1
	56681	WLDMT-SLIDE MOUNT LH (NOT SHOWN)	1
37	56677	WLDMT-HOLDER	2
38	57792	SHIM-BEARING	8
39	56675	ROD ZP	4
40	56815	WLDMT-BOLT & NUT ZP	2
41	57878	SPRING 10"	2
42	1014443	WASHER-FLAT: .50 ZP	4
43	56672	SHIM-BEARING 0.25" 2 X 7.5 ZP	4
44	300146	SHIM-BEARING 0.12" 2 X 7.5 ZP	2
45	302556	BOLT-HEX: .56 X 3.75 NC GR8 ZP	4
46	1015294	ZERK-GREASE: .13 NPT 90DEG	2



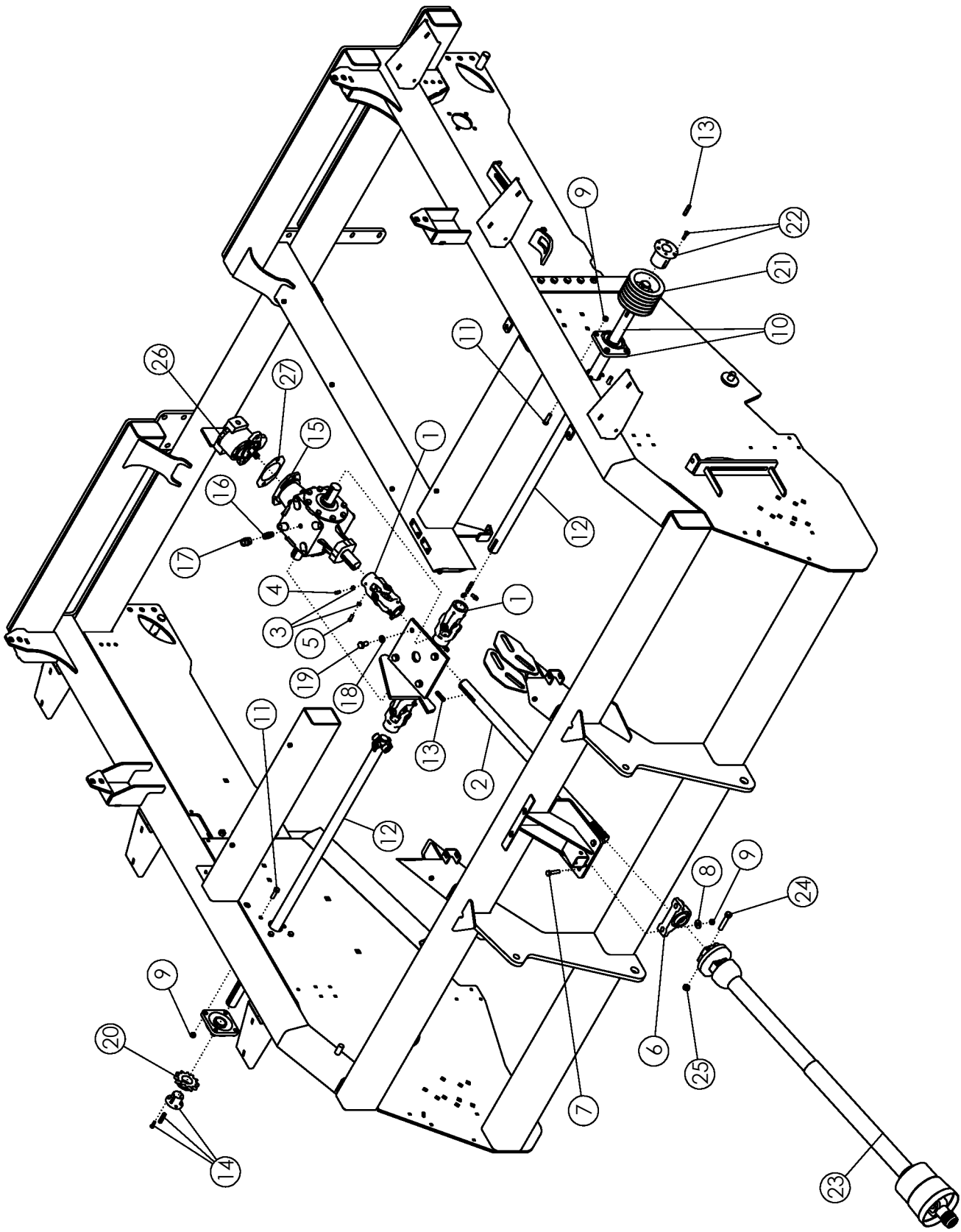
MAIN DRIVE: 6 ROW 45

ITEM	PART NO.	DESCRIPTION	QTY
1	53642	U-JOINT	3
2	56775	SPLINE SHAFT	1
3	1013519	NUT-JAM: .38 NC GR2 ZP	12
4	1032511	SCREW-SET:SQ HD .38 X .75	6
5	50813	SCREW-SET: SQ HD .38 X 1.00 ZP	6
6	52405	BEARING-PILLOW 1.75	1
7	1017708	BOLT-HEX: .50 X 2.25 NC GR5 ZP	2
8	1014443	WASHER-FLAT: .50 ZP	2
9	1027461	NUT-TOPLOCK: .50 NC GR5 ZP	10
10	52404	BEARING-FLANGE 1.75	2
11	1011608	BOLT-HEX: .50 X 1.75 NC GR5 ZP	8
12	56819	SHAFT-DRIVE 6R	2
13	50152	KEY .38 X .38 X 2.00	10
14	53641	HUB P1 1-3/4" (WITH KEY)	1
15	62015	GEARBOX: 1.81:1 W/ C MOUNT BLACK	1
	63846	GEARBOX-PRAIRIE (1.81:1) 905 (BLACK)	
16	69128	FTG-ADAPTER: 8MP-8MP 4" LONG	1
17	55730	FTG-ADAPTER: 8FP-8FP	1
18	1011813	WASHER-LOCK: .63 ZP	4
19	1032509	BOLT-HEX: .63 X 1.25 NC GR5 ZP	4
20	62034	SPROCKET H80-P12	1
21	56646	SHEAVE 6TB62	1
	56647	SHEAVE 6TB68	
	53668	SHEAVE 6TB56	
22	50335	HUB Q1 1.75	1
23	301558	PTO-CV 1.75"-20 X 90" WEASLER (HRV)	1
	301575	PTO-CV 1.38"-21 X 90" WEASLER (HRV)	
24	1030704	BOLT-HEX: .63 X 3.25 NC GR5 ZP	2
25	1016595	NUT-TOPLOCK: .63 NC GR5 ZP	2
26	303588	PUMP-5.4^3 SAE C (CW) (3500 PSI)	1
27	301066	PLATE-ADAPTER SAE "C" PUMP	1



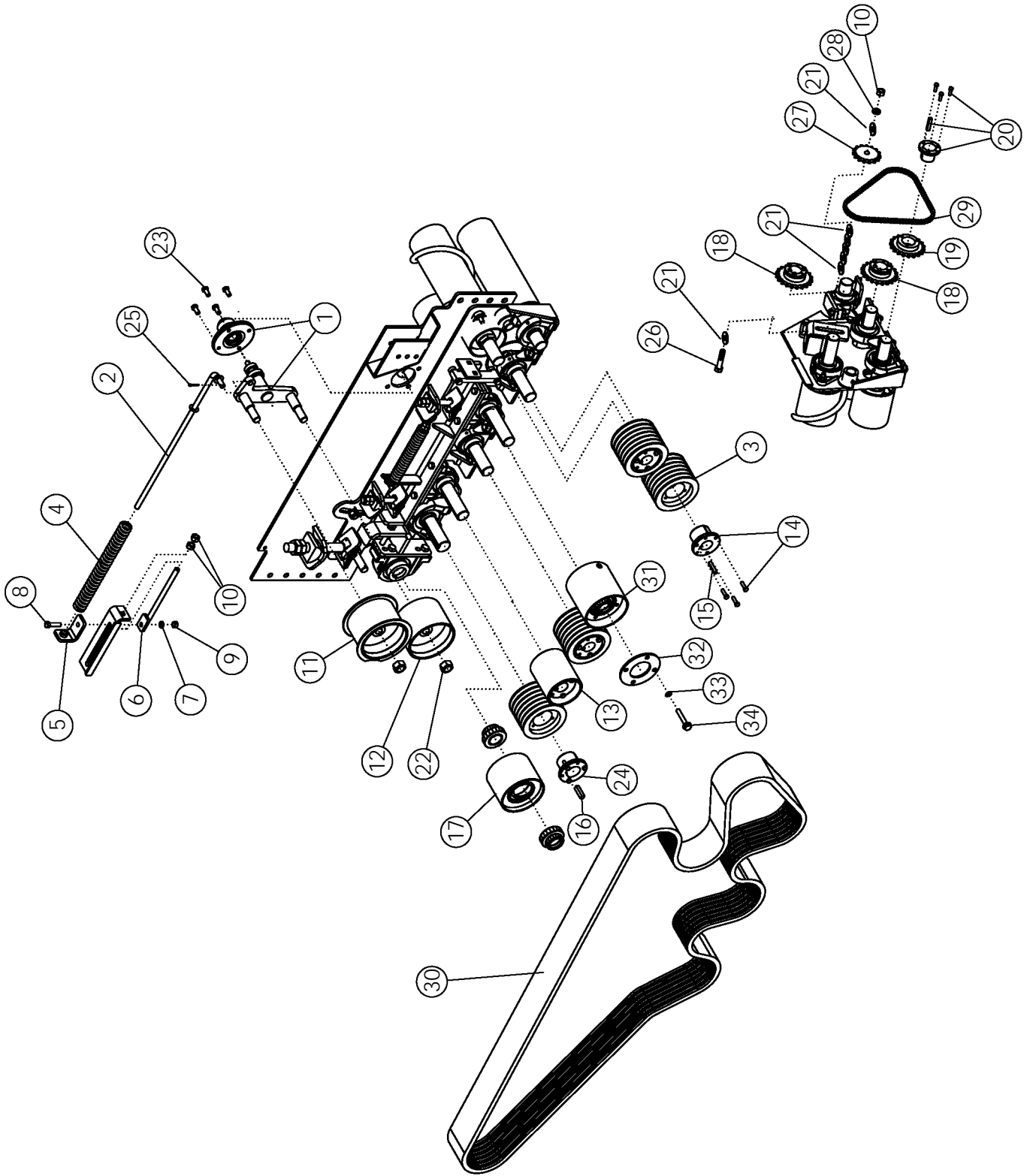
MAIN DRIVE 5R26

ITEM	PART NO.	DESCRIPTION	QTY
1	303707	WLDMT-BOLT ON GEARBOX MOUNT	1
2	64135	EYEBOLT: .63 X 7.50 ZP	2
3	1016718	BOLT-HEX: .75 X 6.50 NC GR5 ZP	2
4	62396	GEARBOX-PRAIRIE (1.81:1) PAINTED-NOT TO SPEC	1
5	63702	PLATE-ADAPTER SAE 'B' PUMP	1
6	62153	PUMP-HYDRAULIC 5.3	1
7	69128	FTG-ADAPTER: 8MP-8MP 4' LONG	1
8	55730	FTG-ADAPTER: 8MP-8MP	1
9	53642	U-JOINT, 35 SERIES W/EXTENDED LUBE	3
10	1011813	WASHER-LOCK: .63 ZP	4
11	1032509	BOLT-HEX: .63 X 1.25 NC GR5 ZP	4
12	1017000	NUT-TOPLOCK: .75 NC GR5 ZP	4
13	1013519	NUT-JAM: .38 NC GR2 ZP	12
14	1035211	SCREW-SET:SQ HD .38 X .75	6
15	58013	SCREW-SET: SQ HD .38 X 1.00 ZP	6
16	56775	SPLINE SHAFT	1
17	50152	KEY .38 X .38 X 2.00	10
18	52405	BEARING-PILLOW 1-3/4"	1
19	1017708	BOLT-HEX: .50 x 2.25 NC GR5 ZP	2
20	1014443	WASHER-FLAT: .50 ZP	2
21	1027461	NUT-TOPLOCK: .50 NC GR5 ZP	10
22	51481	PTO-CV 1.75" WEASLER (HRV)	1
23	1030704	BOLT-HEX: .63 X 3.25 NC GR8 ZP	2
24	1016595	NUT-TOPLOCK: .63 NC GR5 ZP	2
25	303704	SHAFT-DRIVE 5R26 SHORT	1
26	303705	SHAFT-DRIVE 5R26 LONG	1
27	52404	BEARING-FLANGE 1.75 NOT TO SPEC	2
28	1011608	BOLT-HEX: .50 X 1.75 NC GR5 ZP	8
29	62034	SPROCKET H80-P12	1
30	53641	HUB P1 1.75 (WITH KEY)	1
31	56646	SHEAVE 6TB62	1
	56647	SHEAVE 6TB68	1
	53668	SHEAVE 6TB56	
32	50335	HUB Q1 1-3/4"	1



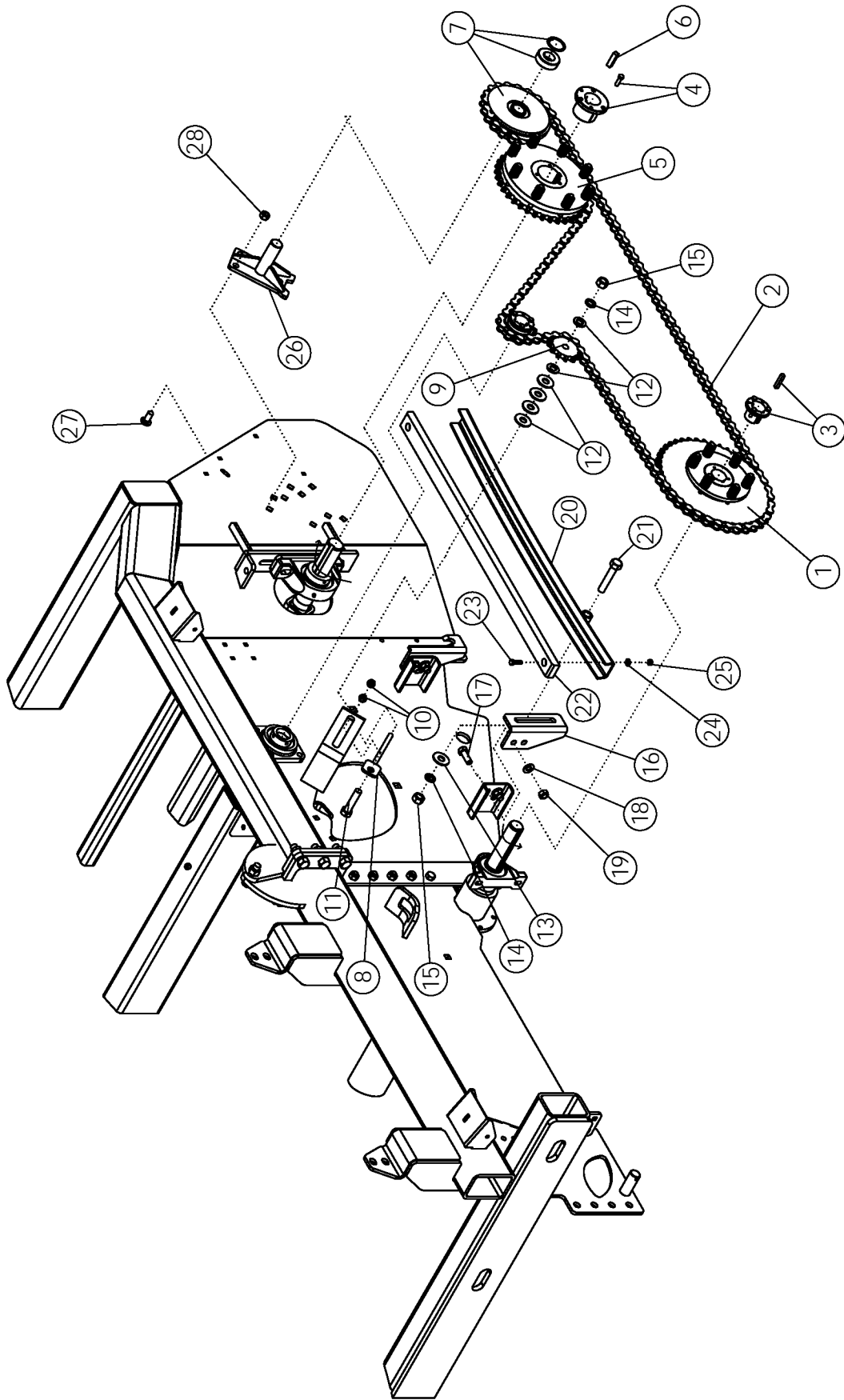
MAIN DRIVE: ONBOARD OPTION

ITEM	PART NO.	DESCRIPTION	QTY
1	53642	U-JOINT	3
2	56775	SPLINE SHAFT	1
3	1013519	NUT-JAM: .38 NC GR2 ZP	12
4	1032511	SCREW-SET:SQ HD .38 X .75	6
5	50813	SCREW-SET: SQ HD .38 X 1.00 ZP	6
6	52405	BEARING-PILLOW 1.75	1
7	1017708	BOLT-HEX: .50 X 2.25 NC GR5 ZP	2
8	1014443	WASHER-FLAT: .50 ZP	2
9	1027461	NUT-TOPLOCK: .50 NC GR5 ZP	10
10	52404	BEARING-FLANGE 1.75	2
11	1011608	BOLT-HEX: .50 X 1.75 NC GR5 ZP	8
12	64766	SHAFT-DRIVE 6R24	2
13	50152	KEY .38 X .38 X 2.00	10
14	53641	HUB P1 1-3/4" (WITH KEY)	1
15	62015	GEARBOX: 1.81:1 W/ C MOUNT BLACK	1
16	69128	FTG-ADAPTER: 8MP-8MP 4" LONG	1
17	55730	FTG-ADAPTER: 8FP-8FP	1
18	1011813	WASHER-LOCK: .63 ZP	4
19	1032509	BOLT-HEX: .63 X 1.25 NC GR5 ZP	4
20	62034	SPROCKET H80-P12	1
21	56646	SHEAVE 6TB62	1
	56647	SHEAVE 6TB68	
	53668	SHEAVE 6TB56	
22	50335	HUB Q1 1.75	1
23	301558	PTO-CV 1.75"-20 X 90" WEASLER (HRV)	1
	301575	PTO-CV 1.38"-21 X 90" WEASLER (HRV)	
24	1030704	BOLT-HEX: .63 X 3.25 NC GR5 ZP	2
25	1016595	NUT-TOPLOCK: .63 NC GR5 ZP	2
26	303588	PUMP-5.4^3 SAE C (CW) (3500 PSI)	1
27	301066	PLATE-ADAPTER SAE "C" PUMP	1



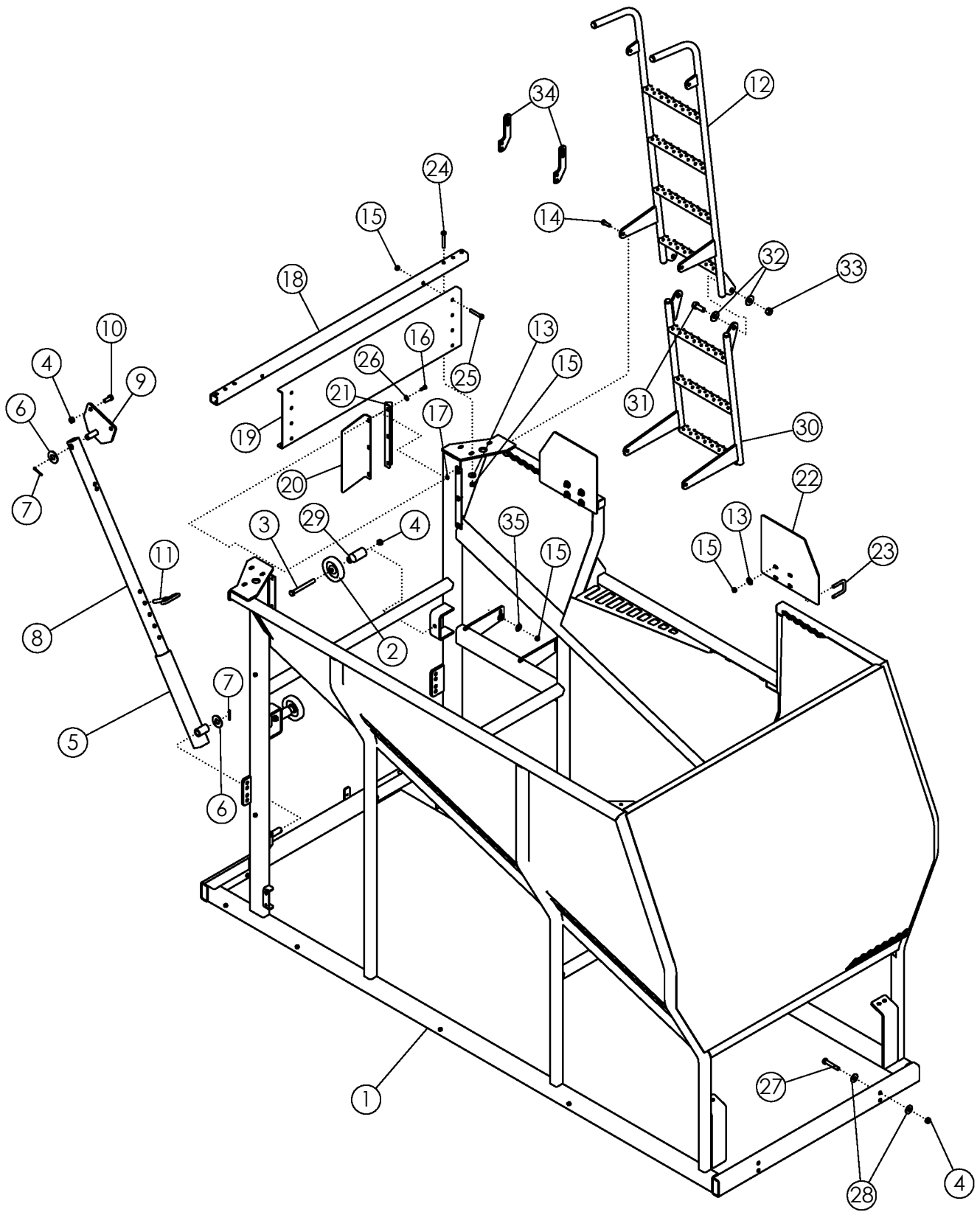
CLEANING ROLL DRIVE

ITEM	PART NO.	DESCRIPTION	QTY
1	56422	ASSY-SPINDLE & HUB	1
2	56711	ROD-PLATED	1
3	56646	SHEAVE 6TB62	4
4	56853	SPRING	1
5	56708	HOLDER-PLATED	1
6	56707	ADJUSTMENT ROD ZP	1
7	1011581	WASHER-LOCK: .50 ZP	1
8	1011609	BOLT-HEX: .50 X 2.00 NC GR5 ZP	1
9	1011577	NUT-HEX: .50 NC GR2 ZP	1
10	1011578	NUT-HEX: .63 NC GR2 ZP	4
11	57933	WLDMT- IDLER (with flange)	1
12	50387	WLDMT-IDLER	1
13	56396	WLDMT-PULLEY 6R	2
14	50335	HUB Q1 1.75	5
15	50152	KEY .38 X .38 X 2.00	5
16	57995	KEY .50 X .50 X 2.00	1
17	56406	ASSY-IDLER PULLEY 6R	1
18	53649	SPROCKET H60-P20	2
19	62106	SPROCKET H60-P19	1
20	53641	HUB P1 1.75 (WITH KEY)	3
21	1013024	WASHER-FLAT: .63 ZP	7
22	1016969	NUT-TOPLOCK: 1.00 NC GR5 ZP	2
23	1015558	BOLT-HEX: .50 X 1.00 NF GR5 ZP	4
24	50385	HUB Q1 2.00	1
25	1019827	PIN-COTTER: .19 X 1.00 NP	1
26	1011624	BOLT-HEX: .63 X 3.00 NC GR5 ZP	1
27	53651	7348-2 SPROCKET IDLER	1
28	1011813	WASHER-LOCK: .63 ZP	1
29	58165	CHAIN-ROLLER 60H-1R-052	1
30	56648	V-BELT 6B195	1
31	301822	ASSY-REVERSE PULLEY 8R W/LOCK COLLAR	1
32	301718	PLATE-REVERSE GRABROLL COVER	1
33	301937	WASHER-STAR: .50 ZP	4
34	301936	BOLT-FLG: .50 X 2.50 NC GR5 ZP	4



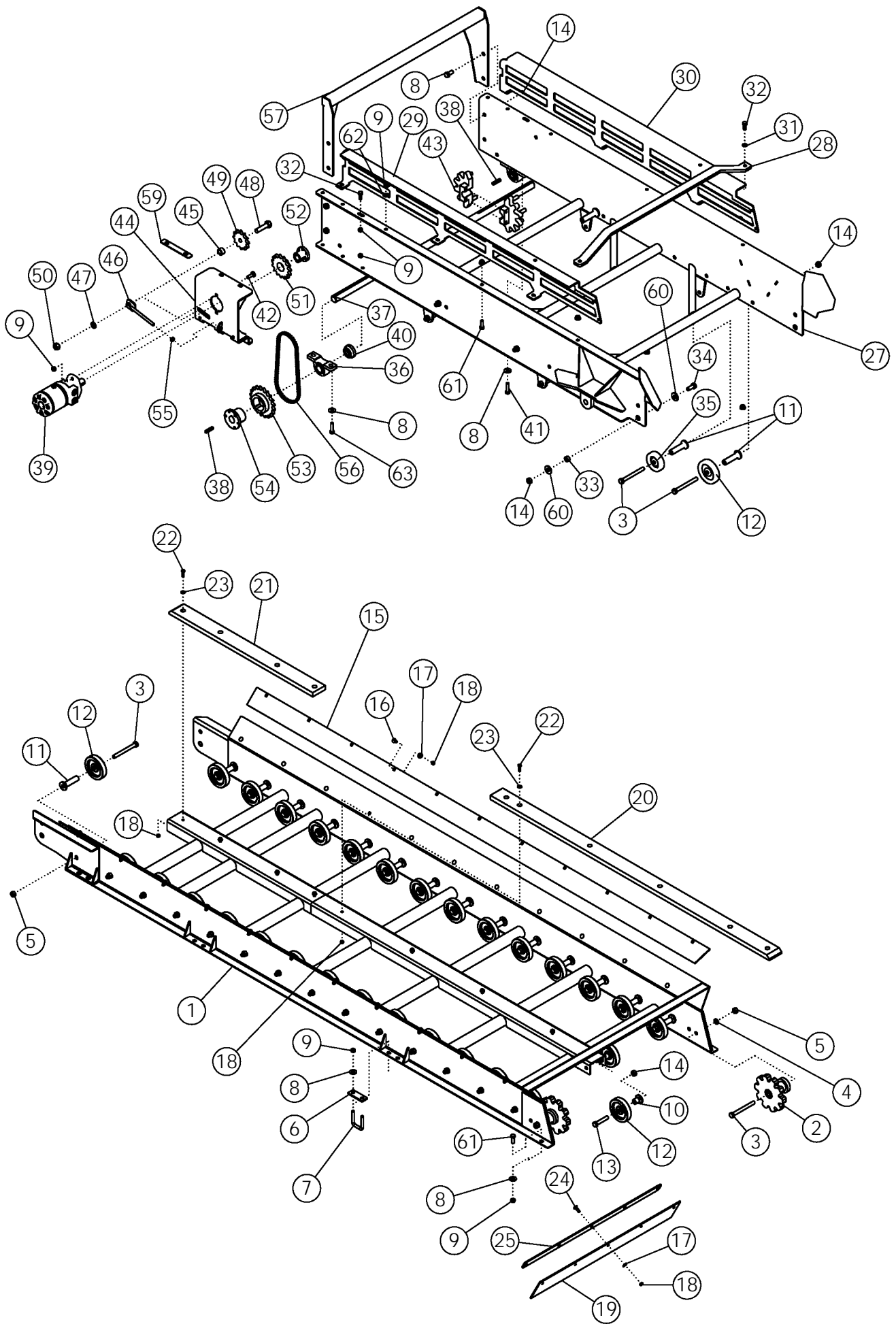
APRON/PADDLE SHAFT DRIVE

ITEM	PART NO.		QTY
1	58335	SPROCKET-CLUTCH 80P45 PRESET	1
	73034	SPROCKET H80-P14 (ROCK ONLY)	
2	63578	CHAIN-ROLLER 80H-1R-176	1
	69412	CHAIN-ROLLER 80H-1R-182 (PLASTIC PADDLE)	
3	53641	HUB P1 1.75 (WITH .38 X 2.00 KEY)	1
4	50385	HUB Q1 2.00	1
5	57993	SPROCKET-CLUTCH 80Q36 PRESET	1
	69630	SPROCKET-CLUTCH 80Q51 PRESET (PLASTIC PADDLE)	
6	57995	KEY .50 X .50 X 2.00	1
7	56851	SPROCKET-IDLER H8025 X 1.44	1
8	56864	WLDMT-ADJUSTER	1
9	56334	SPROCKET-IDLER 8012	1
10	1011577	NUT-HEX: .50 NC GR2 ZP	2
11	1032271	BOLT-HEX: .75 X 3.25 NC GR5 ZP	1
12	1012634	WASHER-FLAT: SAE .75 ZP	6
13	1030702	WASHER-FLAT: .75 ZP	2
14	1012061	WASHER-LOCK: .75 ZP	3
15	1011620	NUT-HEX: .75 NC GR5 ZP	3
16	57804	MOUNT	2
17	1013918	BOLT-HEX: .63 X 1.75 NC GR5 ZP	4
18	1013004	WASHER-FLAT: SAE .63 ZP	4
19	1016595	NUT-TOPLOCK: .63 NC GR5 ZP	4
20	57853	WLDMT-SUPPORT	1
21	1011625	BOLT-HEX: .75 X 4.00 NC GR5 ZP	2
22	57827	SLIDE-CHAIN	1
23	1011601	BOLT-HEX: .38 X 1.25 NC GR5 ZP	2
24	1014608	WASHER-FLAT: SAE .38 ZP	2
25	1016999	NUT-TOPLOCK: .38 NC GR5 ZP	2
26	69625	WLDMT-IDLER PADDLE SHAFT	1
27	72063	BOLT-CRG: .63 X 1.50 NC GR5 ZP	3
28	1016595	NUT-TOPLOCK: .63 NC GR5 ZP	3
29	68136	PLUG- .625 SQUARE PLASTIC (NOT SHOWN)	4



TANK

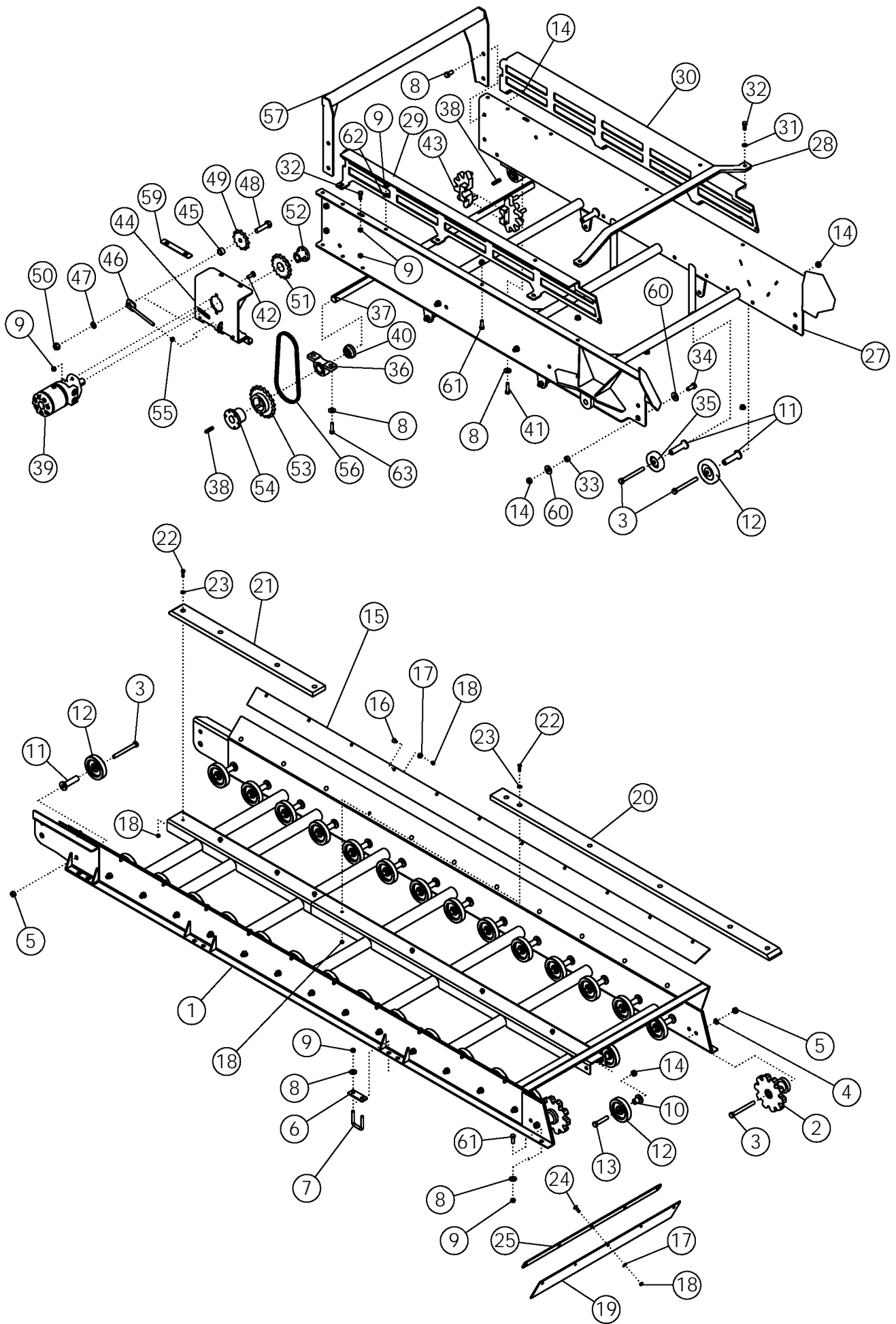
ITEM	PART NO.	DESCRIPTION	QTY
1	69792	WLDMT-TANK 6R24 SCRUB	1
2	53825	BOGIE WHEEL 5"	2
3	1013068	BOLT-HEX: .63 X 6.00 NC GR5 ZP	2
4	1016595	NUT-TOPLOCK: .63 NC GR5 ZP	14
5	302643	WLDMT-LOCK SLIDE	2
6	1020685	WASHER-FLAT: 1.00	4
7	1016944	PIN-COTTER: .25 X 2.00 ZP	4
8	302641	TUBE-LOCK	2
9	54785	WLDMT-LOCK BRACKET	2
10	1014349	BOLT-HEX: .63 X 1.50 NC GR5 ZP	4
11	1030947	PIN-HITCH: .63 X 4.00 ZP W/HAIRPIN	2
12	72420	WLDMT-LADDER TOP	1
13	1014443	WASHER-FLAT: .50 ZP	18
14	1011607	BOLT-HEX: .50 X 1.50 NC GR5 ZP	10
15	1027461	NUT-TOPLOCK: .50 NC GR5 ZP	24
16	1011600	BOLT-HEX: .38 X 1.00 NC GR5 ZP	6
17	1016999	NUT-TOPLOCK: .38 NC GR5 ZP	6
18	64749	TUBE-STRIKER	1
19	64574	PLATE-STRIKER	1
20	64746	PLATE-TANK TO BOOM REAR	1
21	64747	PLATE-TANK TO BOOM FRONT	1
22	57917	PLATE-EXTENSION	2
23	65658	U-BOLT: .50 X 3 X 2.06 X 3	4
24	1017719	BOLT-HEX: .50 X 3.25 NC GR5 ZP	4
25	1011611	BOLT-HEX: .50 X 3.00 NC GR5 ZP	2
26	1011828	WASHER-FLAT: .38 ZP	6
27	1014000	BOLT-HEX: .63 X 3.50 NC GR5 ZP	8
28	1013024	WASHER-FLAT: .63 ZP	16
29	64192	STAND-OFF 4.00	2
30	301320	WLDMT-LADDER BOTTOM 3-RUNG	1
31	1012060	BOLT-HKEX: .75 X 2.00 NC GR5 ZP	2
32	1030702	WASHER-FLAT: .75 ZP	4
33	1017000	NUT-TOPLOCK: .75 NC GR5 ZP	2
34	301382	PLATE-LADDER MOUNT NARROW	2
35	1011584	WASHER-FLAT: SAE .50 ZP	4
36	59615	DECAL-REFLECTIVE TAPE	8



ELEVATOR AND BOOM ASSEMBLY

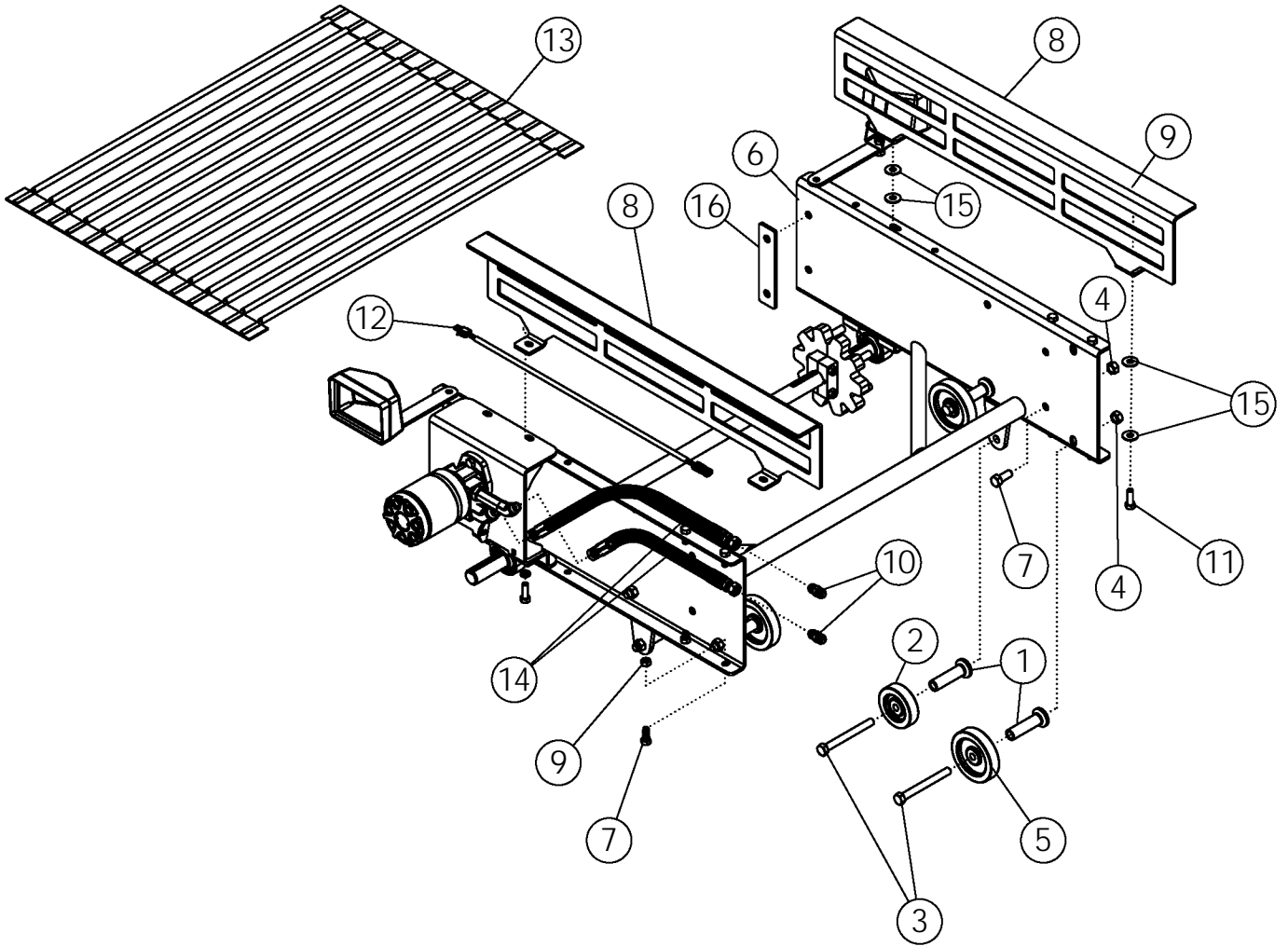
ITEM	PART NO.	DESCRIPTION	QTY
1	301510	WLDMT-ELEVATOR 6R	1
2	63813	SPROCKET-IDLER 50MM 10T	2
	54824	SPROCKET-IDLER 56MM	
3	1013068	BOLT-HEX: .63 X 6.00 NC GR5 ZP	40
4	1011813	WASHER-LOCK: .63 ZP	2
5	1011578	NUT-HEX: .63 NC GR2 ZP	2
6	64748	PLATE-ELEVATOR BACKING	4
7	65658	U-BOLT: .50 X 3 X 2.06 X 3	6
8	1014443	WASHER-FLAT: .50 ZP	25
9	1027461	NUT-TOPLOCK: .50 NC GR5 ZP	30
10	58971	STAND OFF 1.50"	2
11	64192	STAND OFF	38
12	53825	BOGIE WHEEL 5"	36
13	65825	BOLT-HEX: .63 X 3.25 NC GR5 ZP	2
14	1016595	NUT-TOPLOCK: .63 NC GR5 ZP	46
15	64550	SHEET-BELT PROTECTOR	2
16	59488	BOLT-CRG: .38 X 1.00 NC GR5 ZP	22
17	1011828	WASHER-FLAT .38 ZP	22
18	1016999	NUT-TOPLOCK: .38 NC GR5 ZP	36
19	64609	FLAP-ELEVATOR	1
20	69822	SLIDE-ELEVATOR PLASTIC 6R/8R/12R	1
21	301515	SLIDE-ELEVATOR PLASTIC 6R	1
22	1011601	BOLT-HEX: .38 X 1.25 NC GR5 ZP	9
23	1014608	WASHER-FLT: SAE .38 ZP	9
24	1016362	BOLT-CRG: .38 X 1.25 NC GR5 ZP	5
25	64608	STRIP-BOLTING	1
26	68075	BELT-50MM ELEVATOR 6R (NOT SHOWN)	1
	68074	BELT-56MM ELEVATOR 6R (NOT SHOWN)	
	301509	BELT- 56MM ELEVATOR 6R DOUBLE (NOT SHOWN)	
	301513	BELT- 50MM ELEVATOR 6R DOUBLE (NOT SHOWN)	
27	53450	WLDMT-ELEVATOR BOOM 4R/6R/8R	1
28	54803	CROSS BRACE-BOOM	1
29	301525	PLATE-BOOM EXTENSION SHORT FRONT	1
30	301524	PLATE-BOOM EXTENSION SHORT REAR	1
31	1011581	WASHER-LOCK: .50 ZP	2
32	1011606	BOLT-HEX: .50 X 1.25 NC GR5 ZP	4
33	53449	SLEEVE-HINGE	2
34	1014349	BOLT-HEX: .63 X 1.50 NC GR5 ZP	6
35	53854	BOGIE WHEEL 4"	4
36	52405	BEARING-PILLOW 1-3/4"	2

CONTINUED



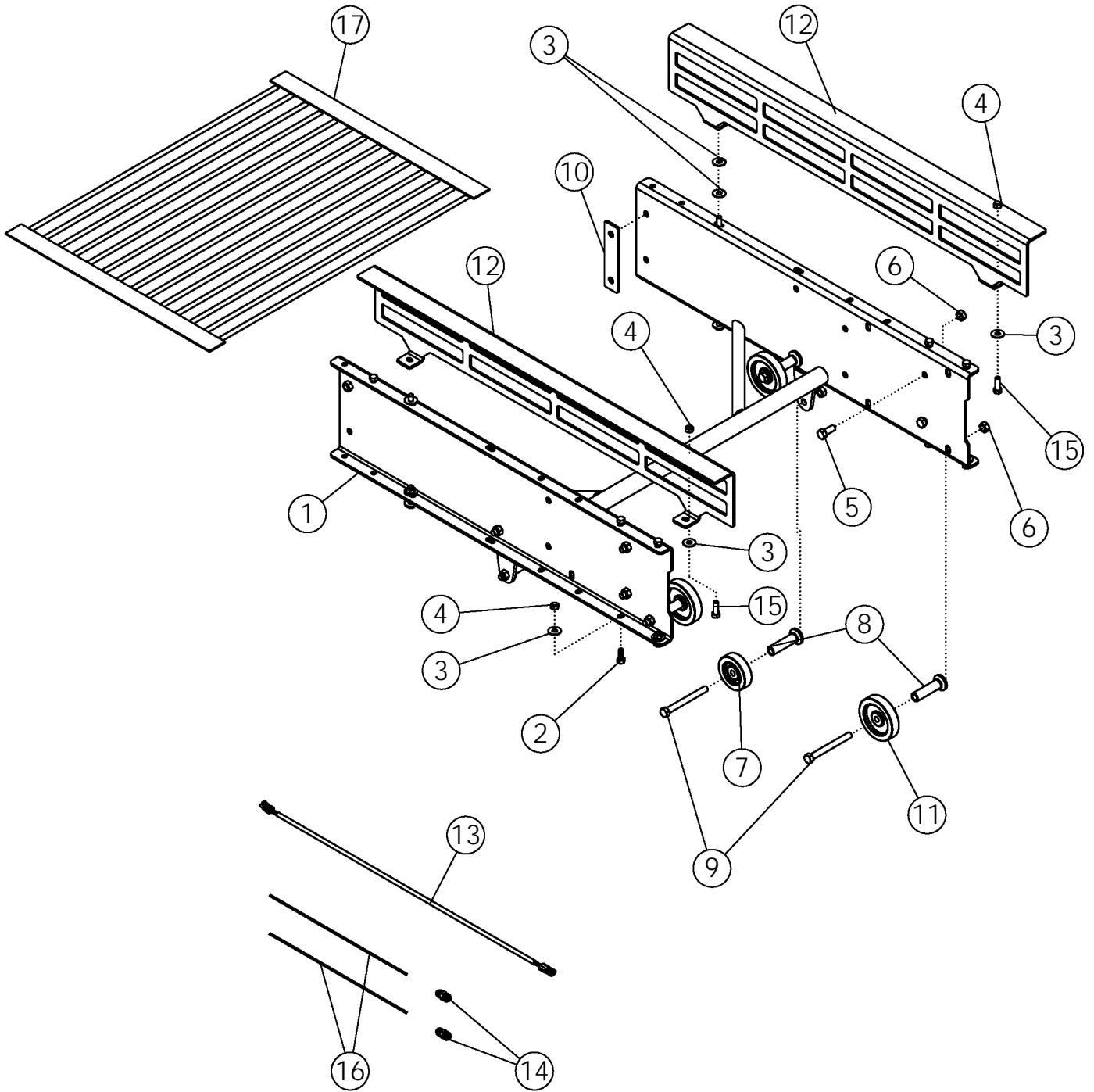
ELEVATOR AND BOOM ASSEMBLY (CONTINUED)

ITEM	PART NO.	DESCRIPTION	QTY
37	53392	SHAFT-DRIVE	1
38	50152	KEY .38 X .38 X 2.00	3
39	57686	MOTOR-HYDRAULIC 32.3IN ³ /REV	1
	57880	SEAL KIT FOR 57686	
40	53933	CHAIN-ROLLER 60H-1R-045	2
41	1011609	BOLT-HEX: .50 X 2.00 NC GR5 ZP	2
42	1011660	BOLT-CRG: .50 X 1.50 NC GR5 ZP	2
43	63817	SPROCKET-SPLIT 56MM	2
	301521	SPROCKET-SPLIT 50MM 12T Ø1.750 DOUBLE BELT	
	301522	SPROCKET-SPLIT 56MM 10T Ø1.750 DOUBLE BELT	
	68659	SPROCKET-SPLIT 50MM 12T Ø1.750	
44	64627	WLDMT-REDUCTION MOUNT	1
45	58086	SPACER-CHAIN IDLER ZP	1
46	63876	TENSIONER ZP	1
47	1012061	WASHER-LOCK: .75 ZP	1
48	1012059	BOLT-HEX: .75 X 3.00 NC GR5 ZP	1
49	56334	SPROCKET-IDLER 8012	1
50	1011620	NUT-HEX: .75 NC GR2 ZP	1
51	64155	SPROCKET H80-P15	1
52	53719	HUB P1 1-1/4"	1
53	56650	SPROCKET H80-Q20	1
54	50752	HUB Q1 1-7/16"	1
55	1011591	NUT-JAM: .50 NC ZP	2
56	64654	CHAIN-ROLLER 60H-1R-045	1
	64675	LINK-OFFSET #80H	2
57	64578	WLDMT-BOOM END SUPPORT	1
58	1032509	BOLT-HEX: .63 X 1.25 NC GR5 ZP	4
59	64732	PLATE-SHIM 0.120	2
60	1013024	WASHER-FLAT: .63 ZP	4
61	1011607	BOLT-HEX: .50 X 1.50 NC GR5 ZP	2
62	1011584	WASHER-FLAT: SAE .50 ZP	12
63	1017708	BOLT-HEX: .50 X 2.25 NC GR5 ZP	2



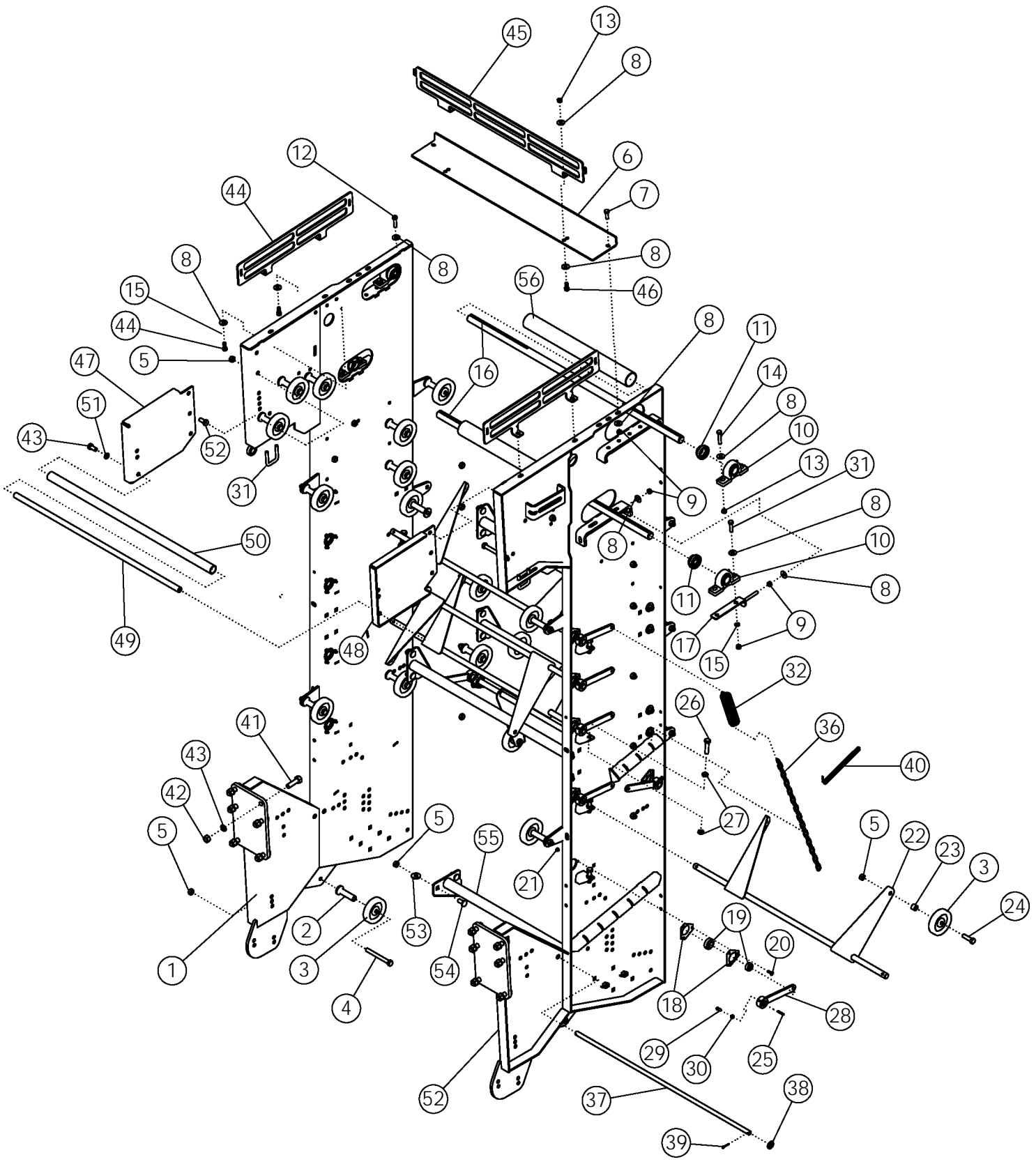
BOOM EXTENSION 50MM/56MM (OPTIONAL)

ITEM	PART NO.	DESCRIPTION	QTY
1	64192	STAND OFF	6
2	53854	BOGIE WHEEL 4"	2
3	1013068	BOLT-HEX: .63 X 6.00 NC GR5 ZP	6
4	1016595	NUT-TOPLOCK: .63 NC GR5 ZP	10
5	53825	BOGIE WHEEL 5"	4
6	68708	WLDMT-BOOM EXTENSION	1
7	1011606	BOLT-HEX: .50 X 1.25 NC GR5 ZP	8
8	302241	WLDMT-BOOM RISER EXT. RAIL	2
9	1027461	NUT-TOPLOCK: .50 NC GR5 ZP	12
10	58194	FTG-ADAPTER: 8MJ-8MJ	2
11	1011607	BOLT-HEX: .50 X 1.50 NC GR5 ZP	4
12	64077	HARNESS-EXTENSION: 32" 2 WIRE	2
13	68077	BELT-50MM: .50 X 42 X 30LPR	1
	68076	BELT-56MM: .50 X 42 X 27LPR	
	301836	BELT-56MM ELEVATOR EXT DOUBLE	
14	57676	HOSE: .50 X 31 8FJX-8FJX	2
15	1014443	WASHER-FLAT: .50 ZP	17
16	68710	PLATE-BOOM SUPPORT SPACER	2
17	1014349	BOLT-HEX: .63 X 1.50 NC GR5 ZP	4



BOOM EXTENSION LONG 56MM (OPTIONAL)

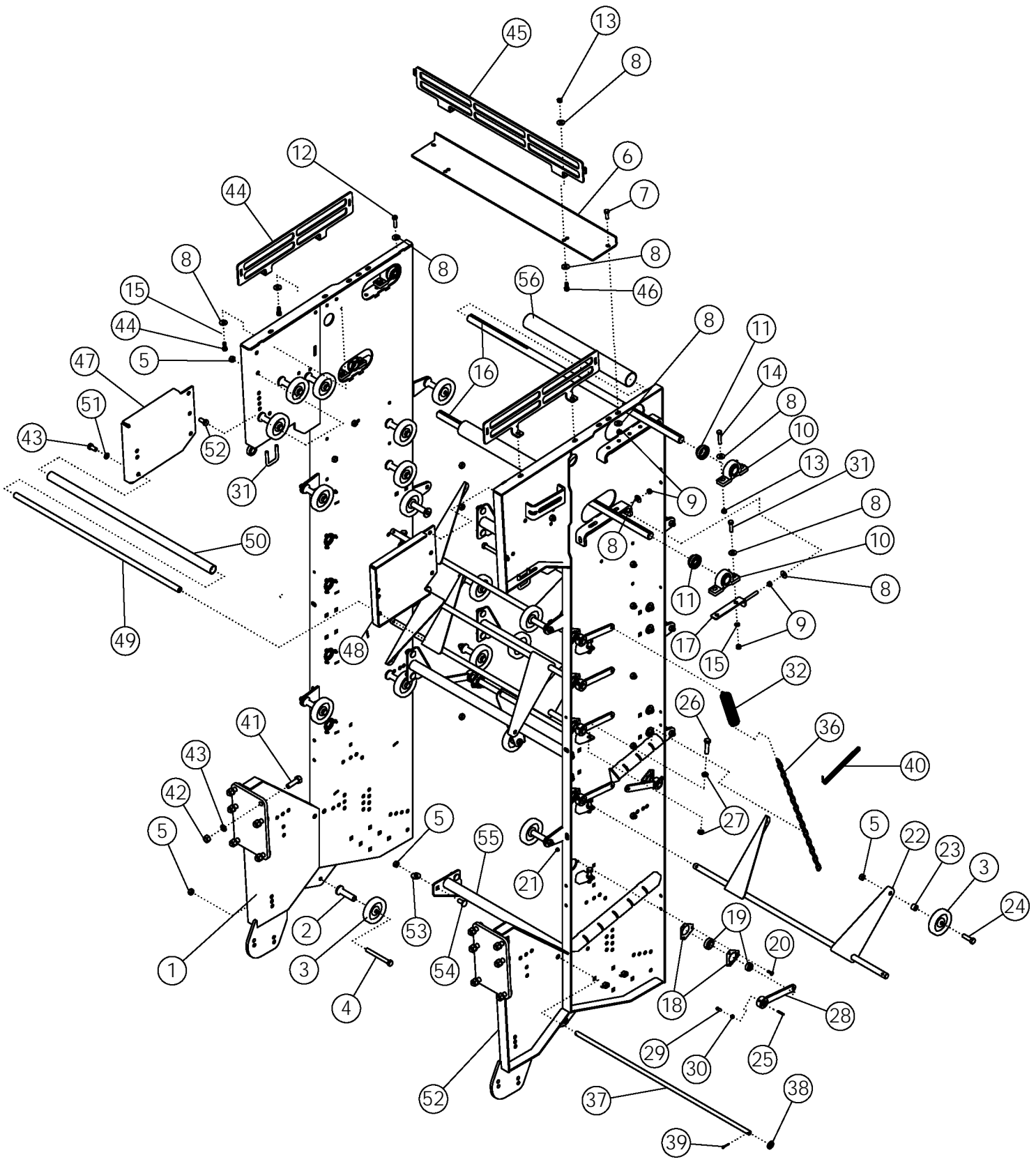
ITEM	PART NO.	DESCRIPTION	QTY
1	301090	WLDMT- BOOM EXTENSION Ø1.75 SHAFT LONG	1
2	1011606	BOLT-HEX: .50 X 1.25 NC GR5 ZP	8
3	1014443	WASHER-FLAT: .50 ZP	17
4	1027461	NUT-TOPLOCK: .50 NC GR5 ZP	12
5	1014349	BOLT-HEX: .63 X 1.50 NC GR5 ZP	4
6	1016595	NUT-TOPLOCK: .63 NC GR5 ZP	10
7	53854	BOGIE WHEEL 4"	2
8	64192	STAND OFF	6
9	1013068	BOLT-HEX: .63 X 6.00 NC GR5 ZP	6
10	68710	PLATE-BOOM SUPPORT SPACER	2
11	53825	BOGIE WHEEL 5"	4
12	302242	PLATE-BOOM RAILING-42" BOOM EXT	2
13	301104	HARNES - EXTENSION 44" 2 WIRE	2
14	58194	FTG-ADAPTER: 8MJ-8MJ	2
15	1011607	BOLT-HEX: .50 X 1.50 NC GR5 ZP	4
16	301105	HOSE: .50 X 043 8FJX-8FJX	2
17	301106	BELT-56MM ELEVATOR EXTENSION 38 LPR	1



REAR SCRUB

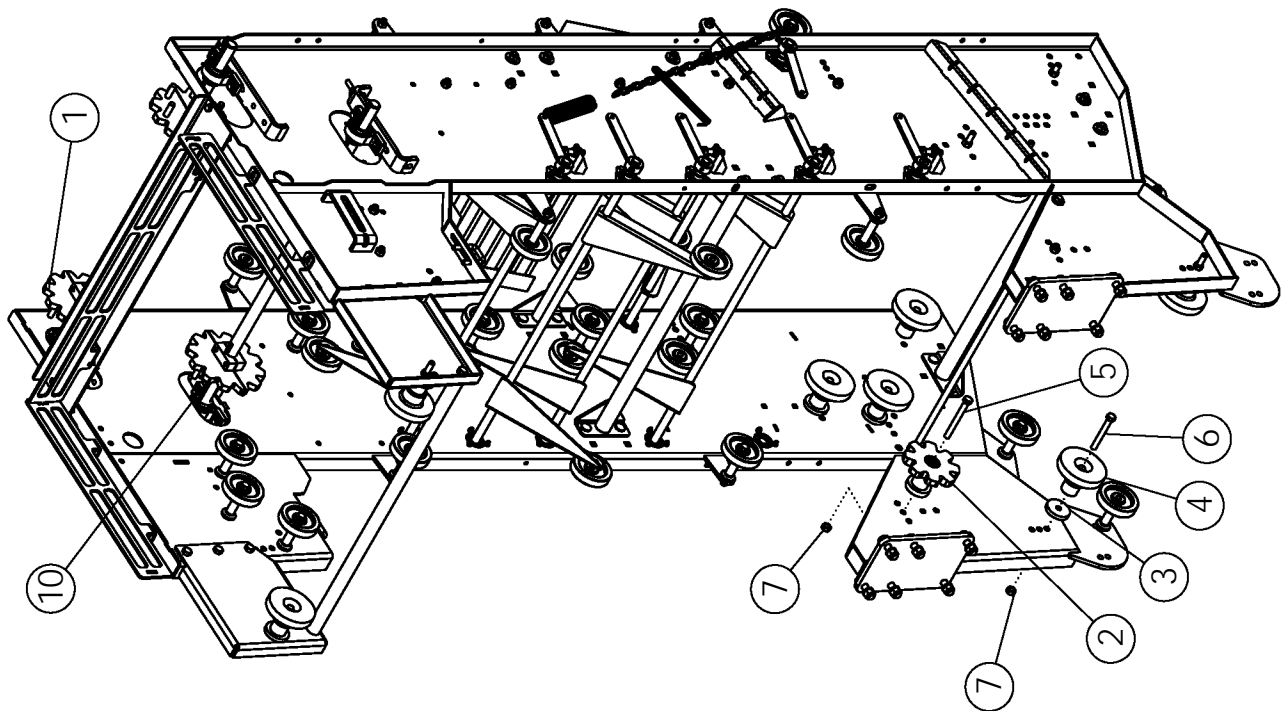
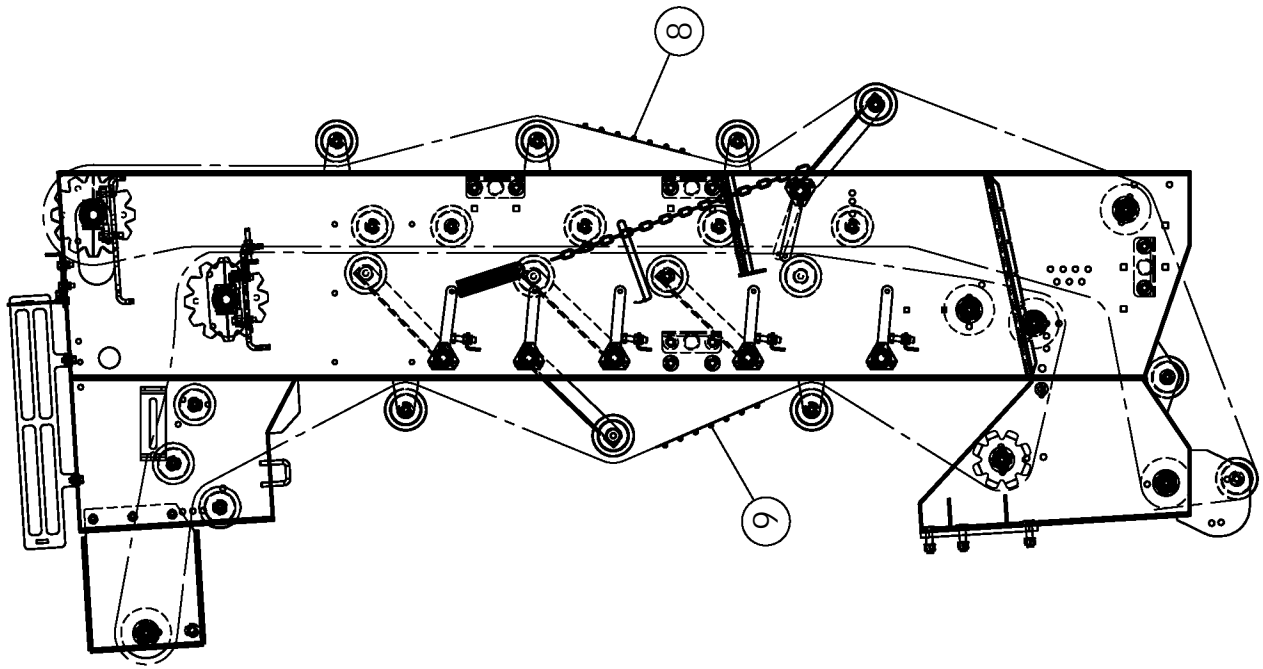
ITEM	PART NO.	DESCRIPTION	QTY
1	300402	WLDMT-REAR SCRUB PANEL RH	1
2	64192	STAND OFF	28
3	53825	BOGIE WHEEL 5"	40
4	1013068	BOLT-HEX: .63 X 6.00 NC GR5 ZP	28
5	1016595	NUT-TOPLOCK: .63 NC GR5 ZP	64
6	57916	BAR-STRIPPER	1
7	1011606	BOLT-HEX: .50 X 1.25 NC GR5 ZP	2
8	1014443	WASHER-FLAT: .50 ZP	28
9	1011577	NUT-HEX: .50 NC GR2 ZP	14
10	52405	PILLOW BLOCK BEARING 1.75	4
11	52382	SEAL PROTECTOR 1.75	4
12	1011609	BOLT-HEX: .50 X 2.00 NC GR5 ZP	4
13	1027461	NUT-TOPLOCK: .50 NC GR5 ZP	10
14	1011610	BOLT-HEX: .50 X 2.50 NC GR5 ZP	4
15	1011581	WASHER-LOCK: .50 ZP	2
16	68650	SHAFT-HEAD 1.75	2
17	68655	TIGHTENER-ZP	2
18	53945	TRIANGLE FLANGETTE	24
19	53944	BEARING-INSERT 1" WITH LOCKING COLLAR	12
20	1017255	BOLT-CRG: .31 X 1.00	36
21	1030700	NUT-TOPLOCK: .31 NC GR5 ZP	36
22	53401	WLDMT-PENDULUM	6
23	64253	SPACER ZP	12
24	1017526	BOLT-HEX: .63 X 2.25 NC GR5 ZP	12
25	1012975	KEY .250 X .250 X 1.250	12
26	69390	BOLT-HEX: .63 X 2.50 NC GR5 ZP FULL	8
27	1026259	NUT-JAM: .63 NC GR2 ZP	16
28	50718	ARM-ZP	12
29	50813	SCREW-SET: SQ HD .38 X 1.00 ZP	12
30	1013519	NUT-JAM: .38 NC GR2 ZP	12
31	65658	U-BOLT: .50 X 3 X 2.063 X 3	2
32	53159	SPRING	12
33	57937	CHAIN-LINK: .19 X 8.00 (NOT SHOWN)	4
34	57938	CHAIN-LINK: .19 X 20.00 (NOT SHOWN)	2
35	57939	CHAIN-LINK: .19 X 24.00 (NOT SHOWN)	4
36	57940	CHAIN-LINK: .19 X 30.00	2
37	62896	ROD-SCRUB CLEANER	1
38	1012634	WASHER-FLAT: SAE .75 ZP	2
39	1011984	PIN-COTTER: .16 X 1.50 ZP	2
40	1017248	TIE, CABLE	4

CONTINUED



REAR SCRUB (CONTINUED)

ITEM	PART NO.	DESCRIPTION	QTY
41	1016598	BOLT- HEX: .75 X 2.50 NC GR5 ZP	12
42	1017000	NUT-TOPLOCK: .75 NC	12
43	1032509	BOLT-HEX: .63 X 1.25 NC GR5 ZP	8
44	73127	PLATE-SCRUB EXT.-SIDE	2
45	58898	PLATE-SCRUB EXT-REAR	1
46	1011607	BOLT-HEX: .50 X 1.50 NC GR5 ZP	6
47	54805	REAR SCRUB EXTENSION RH	1
48	54778	REAR SCRUB EXTENSION LH	1
49	56754	PIPE-THREADED	1
50	56773	PIPE-PLASTIC	1
51	1011813	WASHER-LOCK: .63 ZP	2
52	300401	WLDMT-REAR SCRUB PANEL LH	1
53	1013024	WASHER-FLAT: .63 ZP	16
54	72063	BOLT-CRG: .63 X 1.50 NC GR5 ZP	16
55	300403	WLDMT-CROSS TUBE	4
56	302402	PIPE-PLASTIC	2



REAR SCRUB: BELTED CHAIN 56MM

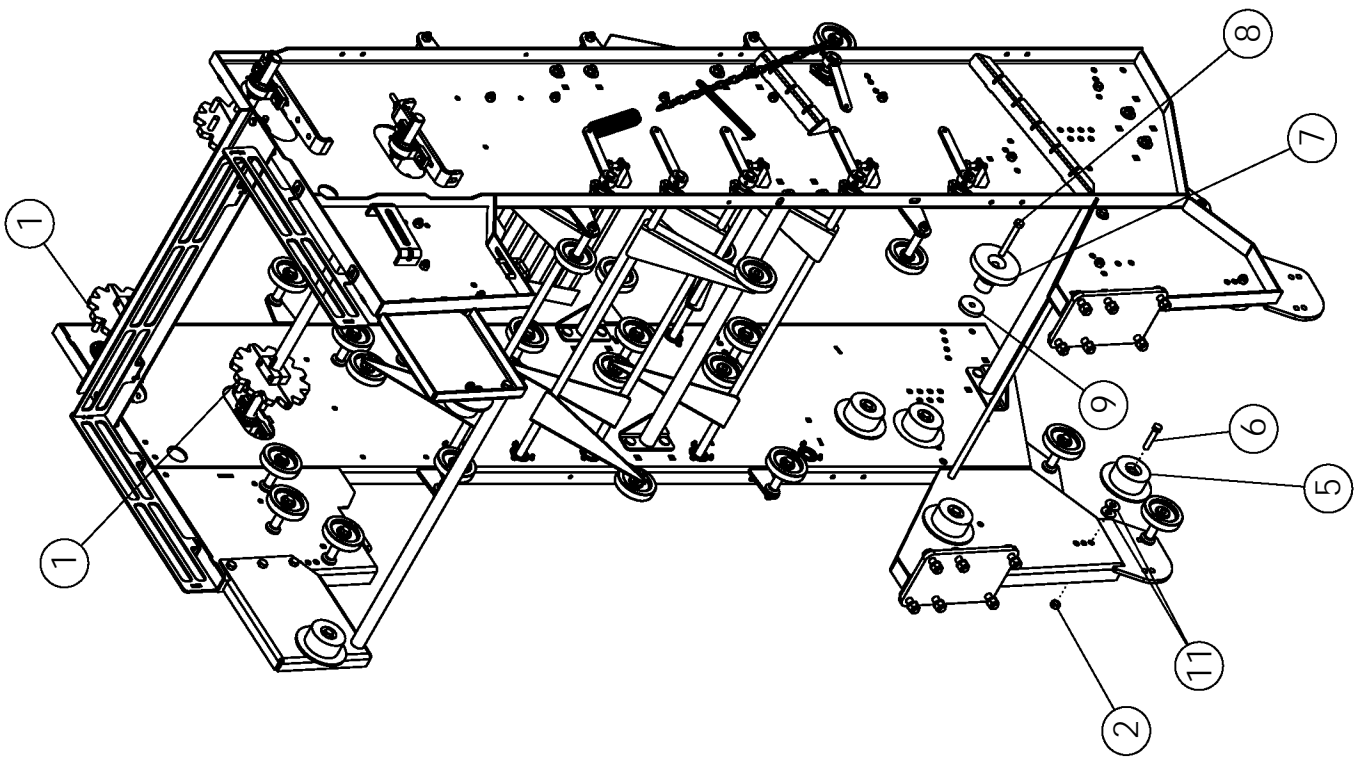
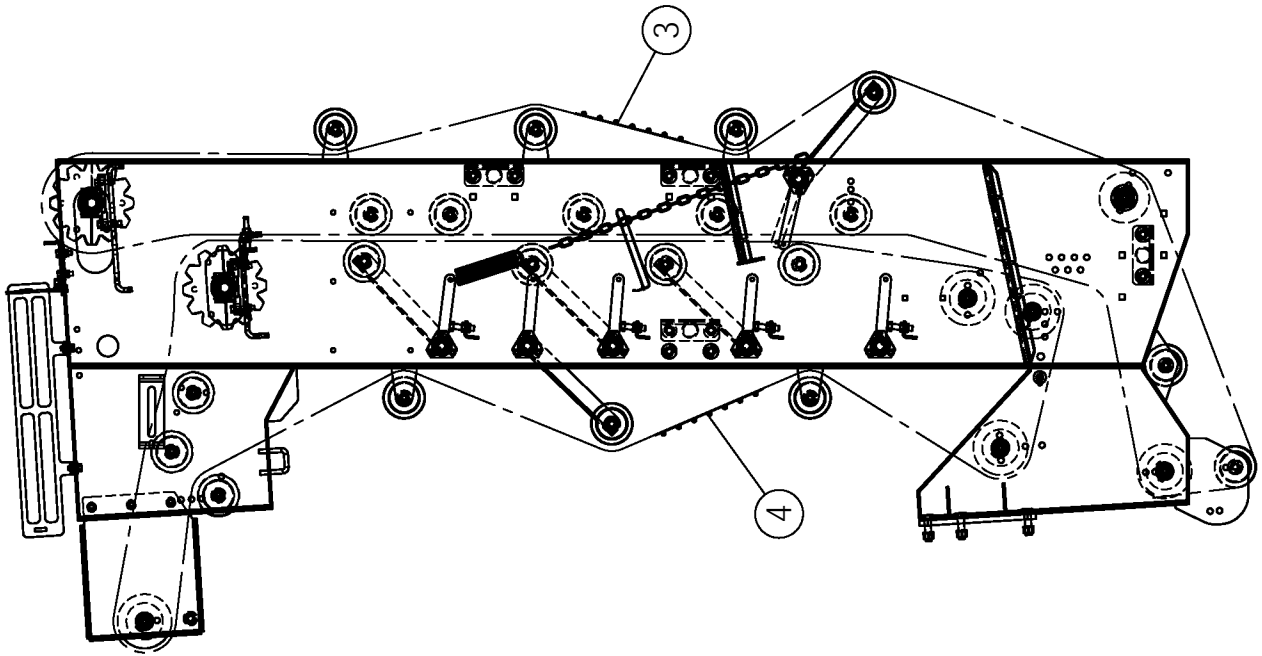
ITEM	PART NO.	DESCRIPTION	QTY
1	68651	SPROCKET-SPLIT 56MM	2
	68667*	SPROCKET-56MM 14T URETHANE (OUTSIDE)	2
2	54824	SPROCKET-IDLER 56MM	2
3	62932	PLATE-SHIM	10
4	54042	ROLLER-FLANGE 6"	10
5	1013068	BOLT-HEX: .63 X 6.00 NC GR5 ZP	2
6	1013816	BOLT-HEX: .63 X 5.00 NC GR5 ZP	10
7	1016595	NUT-TOPLOCK: .63 NC GR5 ZP	12
8	53842	BELT-56MM 1/2 X 42 X 156 LPR	1
9	62141	BELT-56MM 1/2 X 42 X 136 LPR	1
10	68651	SPROCKET-SPLIT 56MM (INSIDE)	2
11	50152	KEY .375 X .375 X 2.000 (NOT SHOWN)	4
	58201*	KEY .375 X .375 X 3.000 (NOT SHOWN)	

* Urethane option only

REAR SCRUB: BELTED CHAIN 50MM

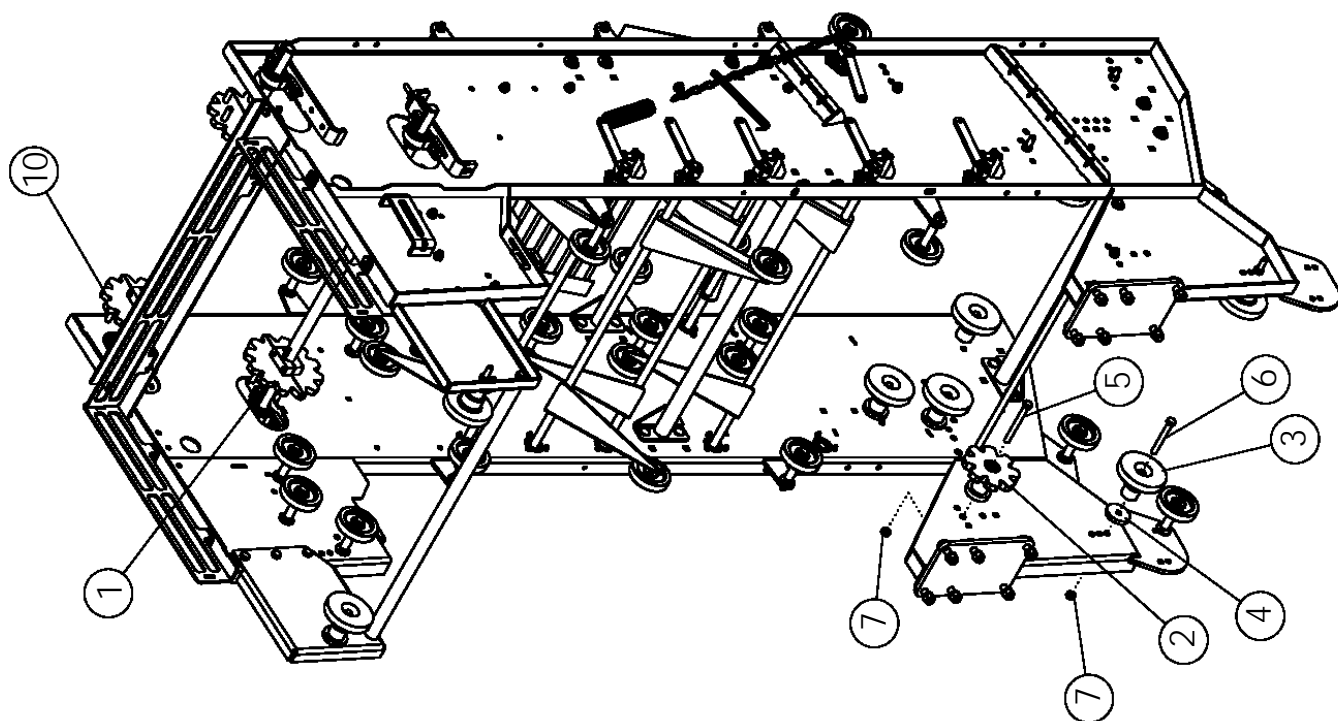
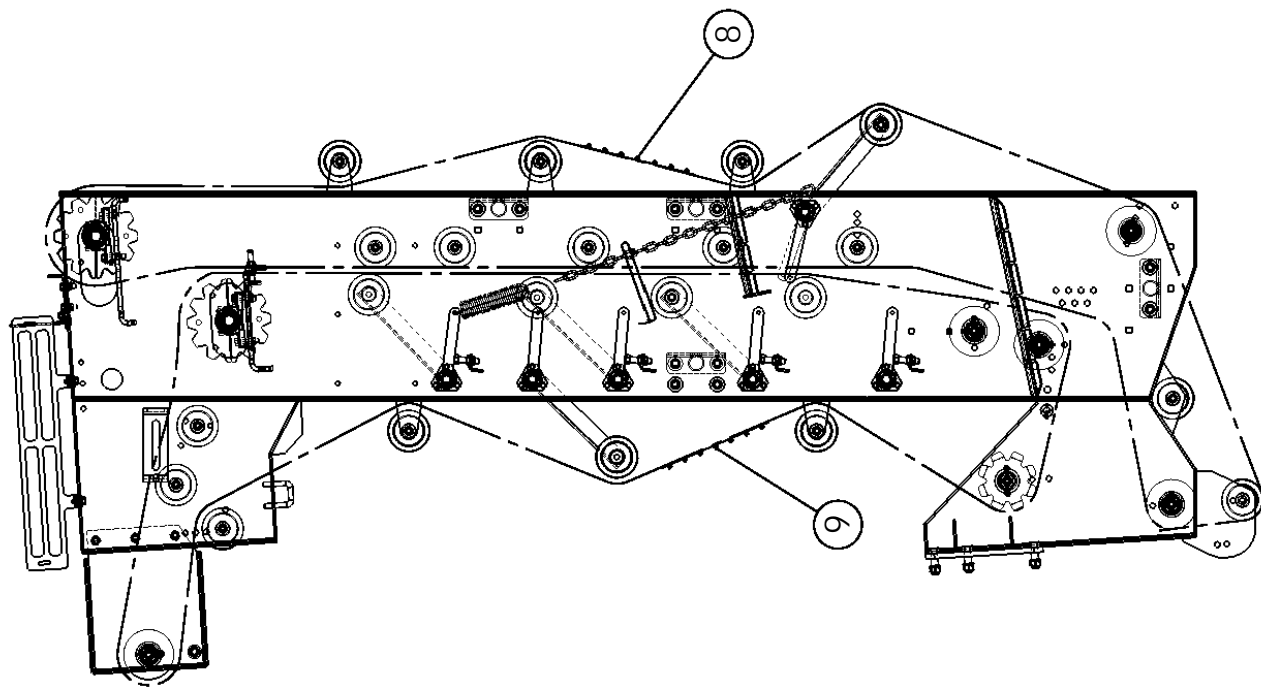
ITEM	PART NO.	DESCRIPTION	QTY
1	68657	SPROCKET-SPLIT 50MM	4
	68666*	SPROCKET-SPLIT 50MM 14T URETHAN Ø1.75	2
2	63813	SPROCKET-IDLER 50MM	2
3	62932	PLATE-SHIM	8
4	54042	ROLLER-FLANGE 6"	8
5	1013068	BOLT-HEX .63 X 6.00 NC GR5 ZP	4
	1013816*	BOLT-HEX: .63 X 5.00 NC GR5 ZP	
6	1013816	BOLT-HEX .63 X 5.00 NC GR5 ZP	8
	1013068*	BOLT-HEX: .63 X 6.00 NC GR5 ZP	
7	1016595	NUT-TOPLOCK: .63 NC GR5 ZP	12
8	63815	BELT-50MM 1/2 X 42 X 175 LPR	1
9	63814	BELT-50MM 1/2 X 42 X 154 LPR	1
10	68657	SPROCKET-SPLIT 50MM	2
11	50152	KEY .375 X .375 X 2.000 (NOT SHOWN)	4
	58201*	KEY .375 X .375 X 3.000 (NOT SHOWN)	

* Urethane option only



REAR SCRUB: 56MM BELTED CHAIN FLANGE

ITEM	PART NO.	DESCRIPTION	QTY
1	68651	SPROCKET-SPLIT 56MM	4
2	1016595	NUT-TOPLOCK: .63 NC GR5 ZP	12
3	53842	BELT-56MM 1/2 X 42 X 156 LPR	1
4	62141	BELT-56MM 1/2 X 42 X 136 LPR	1
5	59057	ROLLER-FLANGE 6.5"	10
6	65825	BOLT-HEX: .63 X 3.25 NC GR5 ZP	10
7	54042	ROLLER-STEP 6" (LONG)	2
8	1013816	BOLT-HEX: .63 X 5.00 NC GR5 ZP	2
9	62932	PLATE-SHIM	2
10	50152	KEY .375 X .375 X 2.000 (NOT SHOWN)	4
11	1013024	WASHER-FLAT: .63 ZP	20

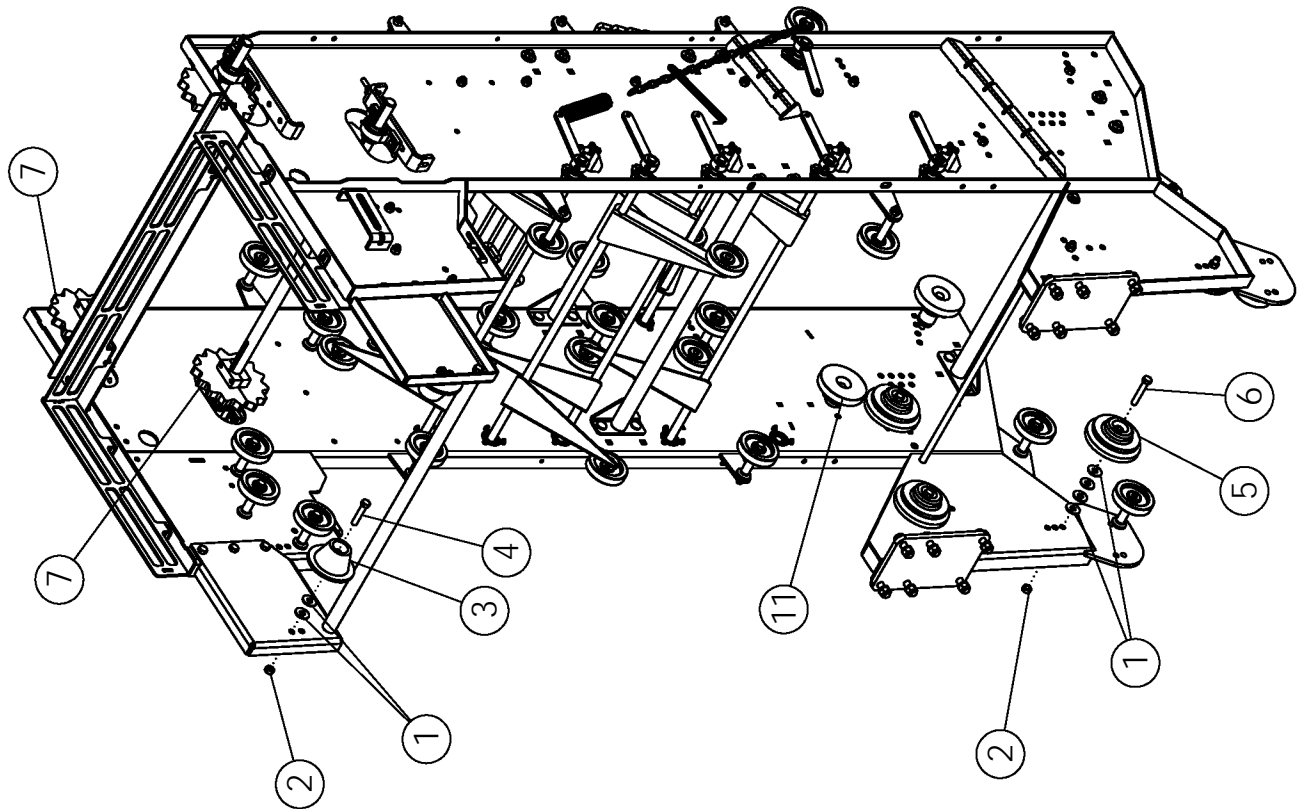
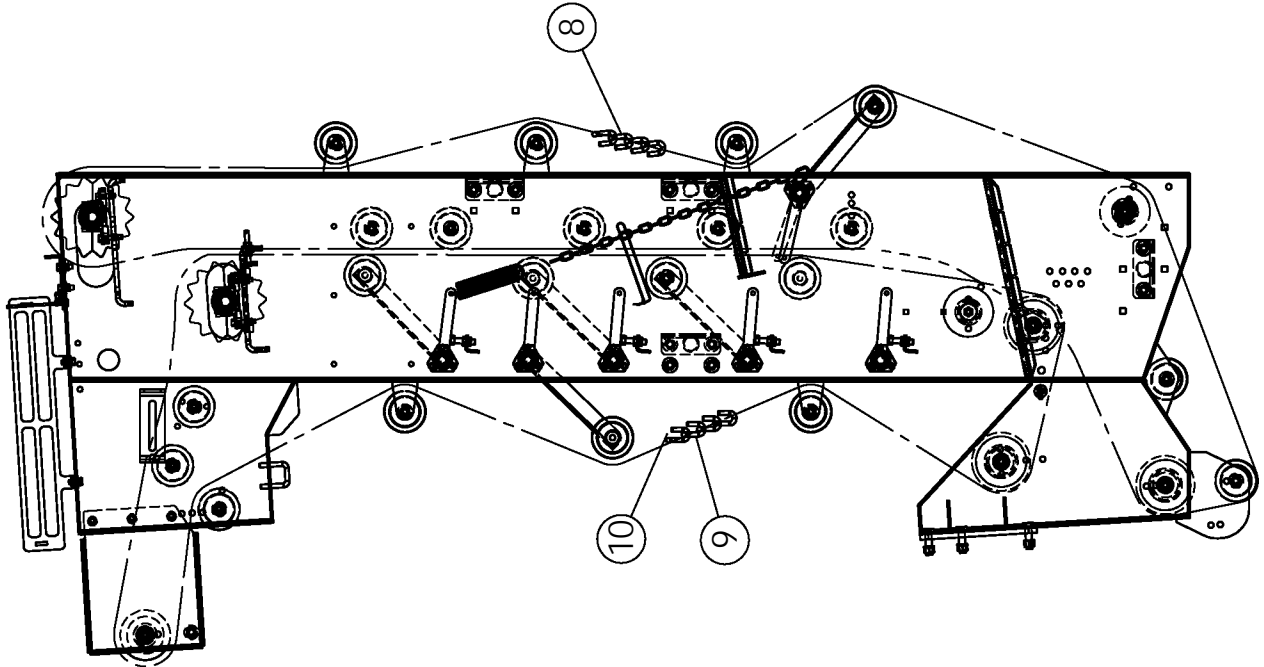


REAR SCRUB: BELTED CHAIN 50 MM INSIDE 56 MM OUTSIDE W/ URETHANE

ITEM	PART NO.	DESCRIPTION	QTY
1	68666	SPROCKET-SPLIT 50MM 14T URTHN Ø1.75	2
2	63813	SPROCKET-IDLER 50MM 10T	2
3	62932	PLATE-SHIM .50	10
4	54042	ROLLER-STEP 6"	10
5	1013068	BOLT-HEX: .63 X 6.00 NC GR5 ZP	2
6	1013816	BOLT-HEX: .63 X 5.00 NC GR5 ZP	10
7	1016595	NUT-TOPLOCK: .63 NC GR5 ZP	12
8	53842	BELT-56MM 1/2 X 42 X 156 LPR	1
9	63814	BELT-50MM 1/2 X 42 X 154 LPR	1
10	68667	SPROCKET-56MM 12T URETHANE	2
11	58201	KEY .375 X .375 X 3.000 (NOT SHOWN)	4

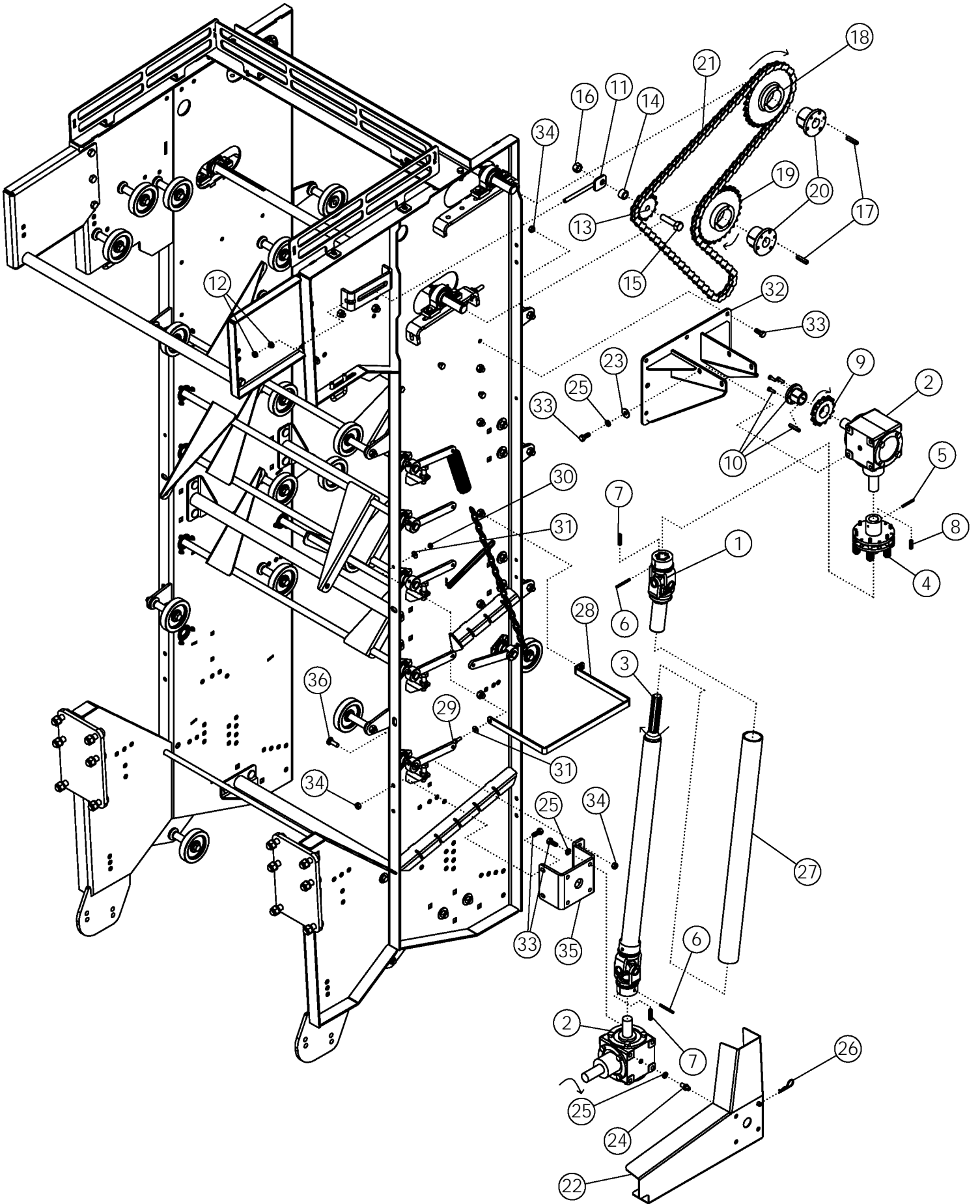
REAR SCRUB: BELTED CHAIN 56 MM INSIDE 50 MM OUTSIDE

ITEM	PART NO.	DESCRIPTION	QTY
1	68651	SPROCKET-SPLIT 56MM 12T Ø1.75	2
2	54824	SPROCKET-IDLER 56MM	2
3	62932	PLATE-SHIM .50	8
4	54042	ROLLER-STEP 6"	10
5	1013068	BOLT-HEX: .63 X 6.00 NC GR5 ZP	4
6	1013816	BOLT-HEX: .63 X 5.00 NC GR5 ZP	8
7	1016595	NUT-TOPLOCK: .63 NC GR5 ZP	12
8	63815	BELT-50MM 1/2 X 42 X 175 LPR	1
9	62141	BELT-56MM 1/2 X 42 X 136 LPR	1
10	68657	SPROCKET-SPLIT 50MM 14T Ø1.750	2
11	50152	KEY .375 X .375 X 2.000 (NOT SHOWN)	4



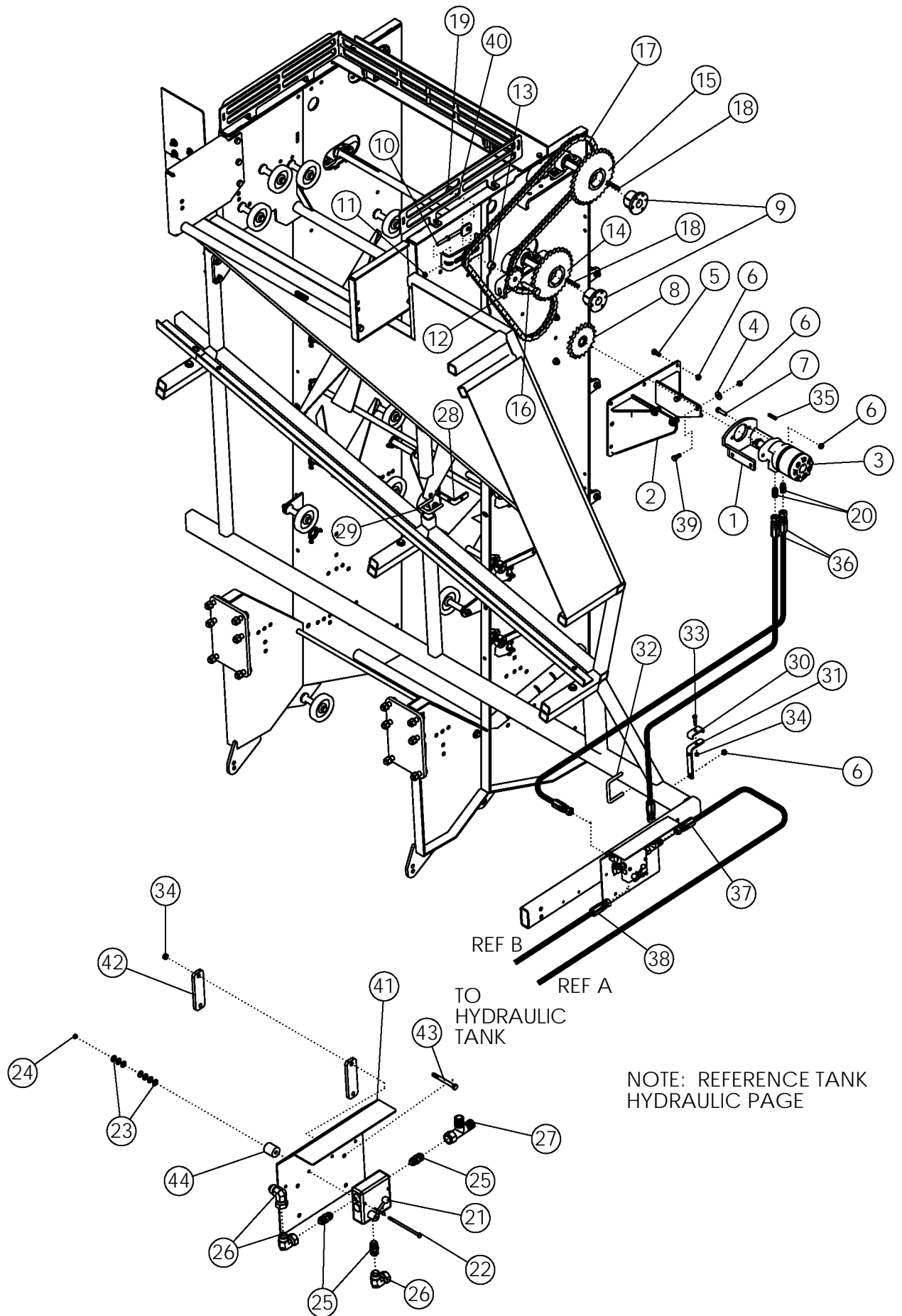
REAR SCRUB: HOOK CHAIN 2.38

ITEM	PART NO.	DESCRIPTION	QTY
1	1013024	WASHER-FLAT: .63 ZP	AR
2	1016595	NUT-TOPLOCK: .63 NC GR5 ZP	12
3	53950	ROLLER-CONE 6"	2
4	1030704	BOLT-HEX: .63 X3.25 NC GR5 ZP	2
5	53951	ROLLER-STEP FLANGE 7"	6
6	59093	BOLT-HEX: .63 X3.75 NC GR5 ZP	10
7	68660	SPROCKET-SPLIT 2.375	4
8	53850	CHAIN 1/2 X 42 X 2.38 X 37 LPR	4
9	53851	CHAIN 1/2 X 42 X 2.38 X 38 LPR	3
10	54829	CHAIN 1/2 X 42 X 2.38 X 13LPR	1
11	54042	ROLLER-STEP 6"	4
12	50152	KEY .375 X .375 X 2.000 (NOT SHOWN)	4
13	51538	DECAL-CHAIN DIRECTION (NOT SHOWN)	2



REAR SCRUB DRIVE: GEARBOX

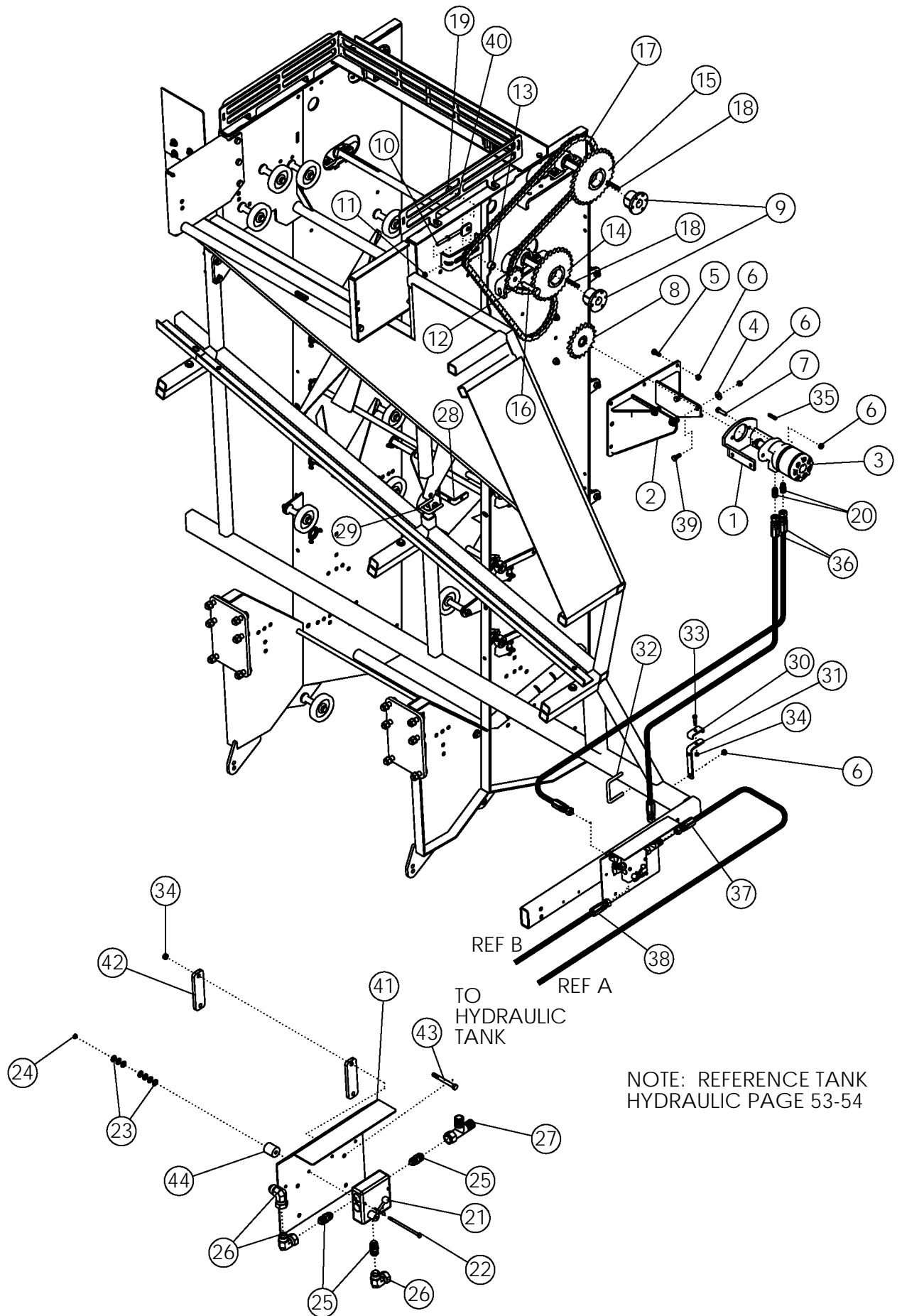
ITEM	PART NO.	DESCRIPTION	QTY
1	57925	COUPLER-DRIVE BLACK	1
2	63848	GEARBOX-PRAIRIE (1:1.35) 6001 BLACK	2
3	57923	SHAFT-DRIVE: 49.25"	1
4	57926	CLUTCH-SLIP	1
5	58290	PIN-ROLL: .25 X 2.25 NP	1
6	58489	PIN-ROLL: .25 X 2.75 NP	2
7	58396	KEY .31 X .31 X 1.75	2
8	58397	KEY .31 X .31 X 1.38	1
9	56339	SPROCKET H80-P13	1
10	57943	HUB P1 1.38	1
11	63876	TENSIONER ZP	1
12	1011591	NUT-JAM: .50 NC ZP	2
13	56334	SPROCKET-IDLER 8012	1
14	58086	SPACER-CHAIN IDLER ZP	1
15	1012059	BOLT-HEX: .75 X 3.00 NC GR5 ZP	1
16	1017000	NUT-TOPLOCK: .75 NC GR5 ZP	1
17	50152	KEY .38 X .38 X 2.00	2
18	57942	SPROCKET H80-Q29	1
19	57941	SPROCKET H80-Q27	1
20	50335	HUB Q1 1.75	2
21	63549	CHAIN-ROLLER 80-1R-110	1
22	57894	WLDMT-SHIELD	1
23	1014443	WASHER-FLAT: .50 ZP	4
24	59106	STUD-SCRUB SHIELD ZP	4
25	1011581	WASHER-LOCK: .50 ZP	8
26	1029164	PIN-HAIR: .19 X 3.00 ZP	4
27	58015	SLEEVE-PLASTIC	1
28	58456	BAR-GUARD	1
29	1011600	BOLT-HEX: .38 X 1.00 NC GR5 ZP	1
30	1016999	NUT-TOPLOCK: .38 NC GR5 ZP	1
31	1011828	WASHER-FLAT: .38 ZP	2
32	62103	WLDMT-GEARBOX MOUNT	1
33	1011606	BOLT-HEX: .50 X 1.25 NC GR5 ZP	15
34	1027461	NUT-TOPLOCK: .50 NC GR5 ZP	9
35	59432	PLATE-GEARBOX MOUNT	1
36	1011660	BOLT-CRG: .50 X 1.50 NC GR5 ZP	2



REAR SCRUB DRIVE: SINGLE MOTOR

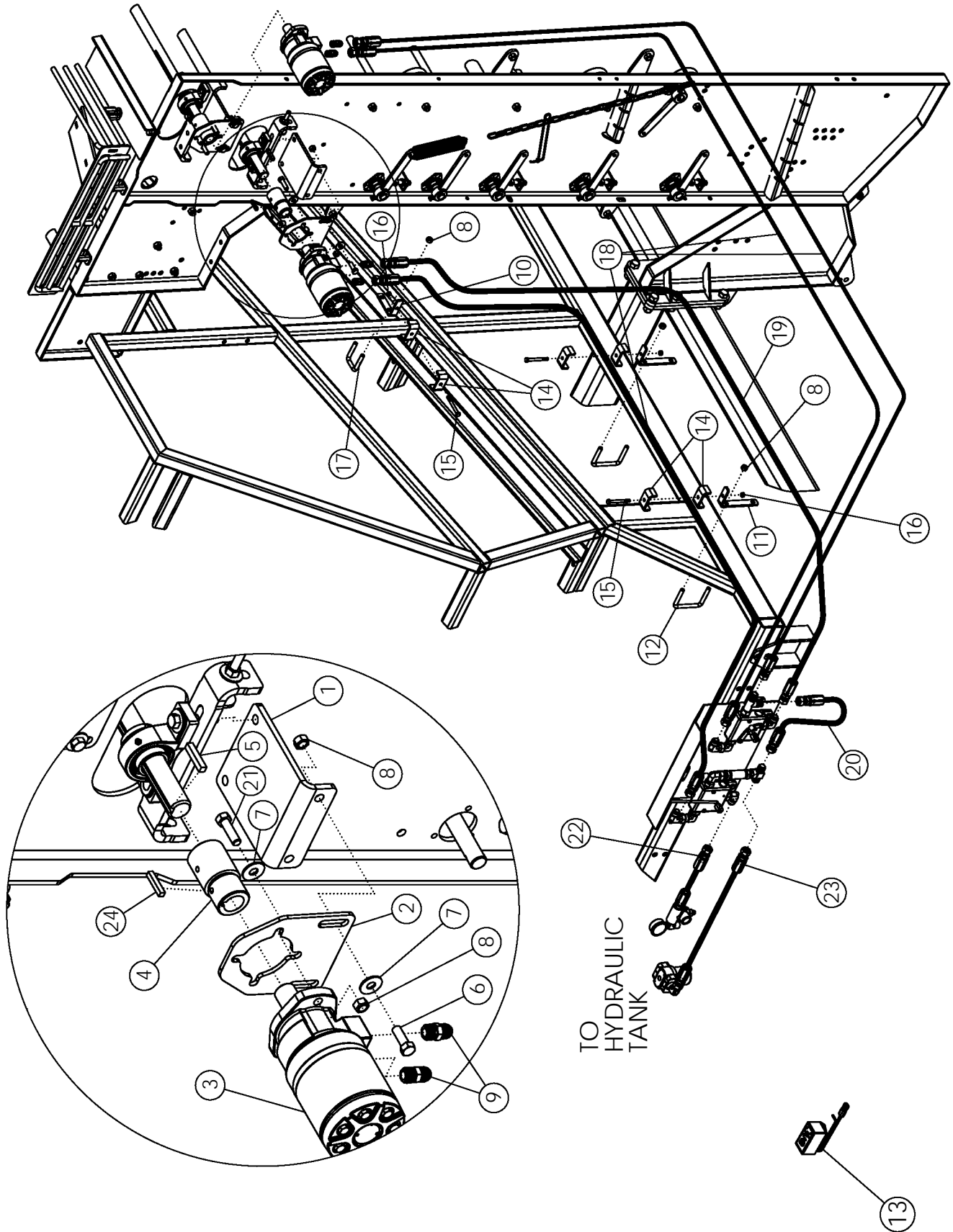
ITEM	PART NO.	DESCRIPTION	QTY
1	58102	WLDMT-MOTOR BRACKET	1
2	62103	WLDMT-GEARBOX MOUNT	1
3	58987	MOTOR-HYDRAULIC 20.6IN ³ /REV	1
	57880	SEAL KIT FOR 58387	
4	1014443	WASHER-FLAT: .50 ZP	4
5	1011606	BOLT-HEX: .50 X 1.25 NC GR5 ZP	5
6	1027461	NUT-TOPLOCK: .50 NC GR5 ZP	17
7	1011608	BOLT-HEX: .50 X 1.75 NC GR5 ZP	2
8	62125	SPROCKET-8019X 1.25 BORE .313 KEY	1
9	50335	HUB Q1 1.75	2
10	63876	TENSIONER ZP	1
11	1011577	NUT-HEX: .50 NC GR2 ZP	2
12	56334	SPROCKET-IDLER 8012	1
13	58086	SPACER-CHAIN IDLER ZP	1
14	59051	SPROCKET H80-Q30	1
15	59052	SPROCKET H80-Q32	1
16	1012059	BOLT- HEX: .75 X 3.00 NC GR5 ZP	1
17	68784	CHAIN-ROLLER 80-1R-114	1
18	50152	KEY .38 X .38 X 2.00	2
19	1011620	NUT-HEX: .75 NC GR2 ZP	1
20	59043	FTG-ADAPTER: 10MB-12MJ	2
21	58985	VALVE-FLOW CONTROL- 3/4" FP	1
	64414	SEAL KIT FOR 58985	
22	1030766	BOLT-HEX: .25 X 4.00 NC GR5 ZP	2
23	1020416	WASHER-FLAT: .25 ZP	14
24	1030946	NUT-TOPLOCK: .25 NC GR5 ZP	2
25	59042	FTG-ADAPTER: 12MP-12MJ	3
26	59041	FTG-ELBOW: 12MJ-12FJX-90	3
27	59888	FTG-TEE: 12MJ-12FJX-12MJ	1
28	59184	BRACKET-HOSE ZP	1
29	65658	U-BOLT: .50 X 3.00 X 2.06 X 3.00	1
30	63753	CLAMP .75 ZP	3
31	59182	BRACKET-HOSE ZP	2
32	54653	U-BOLT: .50 X 3.25 X 4.00 X 3.25	2
33	1011725	BOLT-HEX: .38 X 2.00 NC GR5 ZP	3
34	1016999	NUT-TOPLOCK: .38 NC GR5 ZP	7
35	58396	KEY .313 X .313 X 1.750	1
36	59895	HOSE: .75 X 173 12FJX-12FJX (8R-FRAME)	2
	59036	HOSE: .75 X 152 12FJX-12FJX (6R-FRAME)	
37	59801	HOSE: .75 X 74 12FJX-12FJX	1
38	59035	HOSE: .75 X 66 12FJX-12FJX	1

CONTINUE



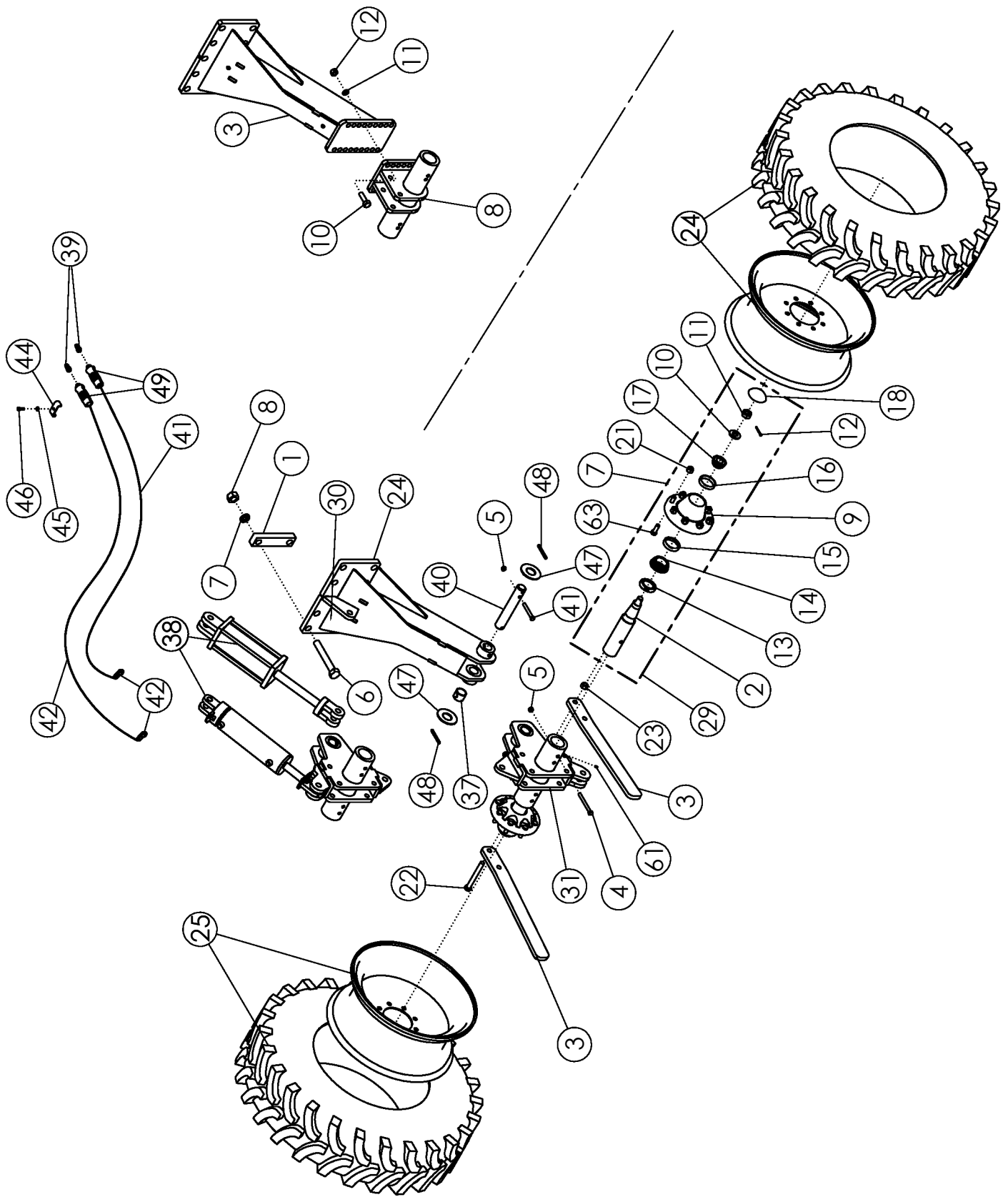
REAR SCRUB DRIVE: SINGLE MOTOR (CONTINUED)

ITEM	PART NO.	DESCRIPTION	QTY
39	1011607	BOLT-HEX: .50 X 1.50 NC GR5 ZP	4
40	1012061	WASHER-LOCK: .75 ZP	1
41	69020	WLDMT-BRACKET FLOW CONTROL	1
42	59881	BRACKET-BOLT PLATE	4
43	58176	BOLT-HEX: .38 X 3.50 NC GR5 ZP	4
44	59463	SPACER ZP	2



REAR SCRUB DRIVE: DUAL MOTOR

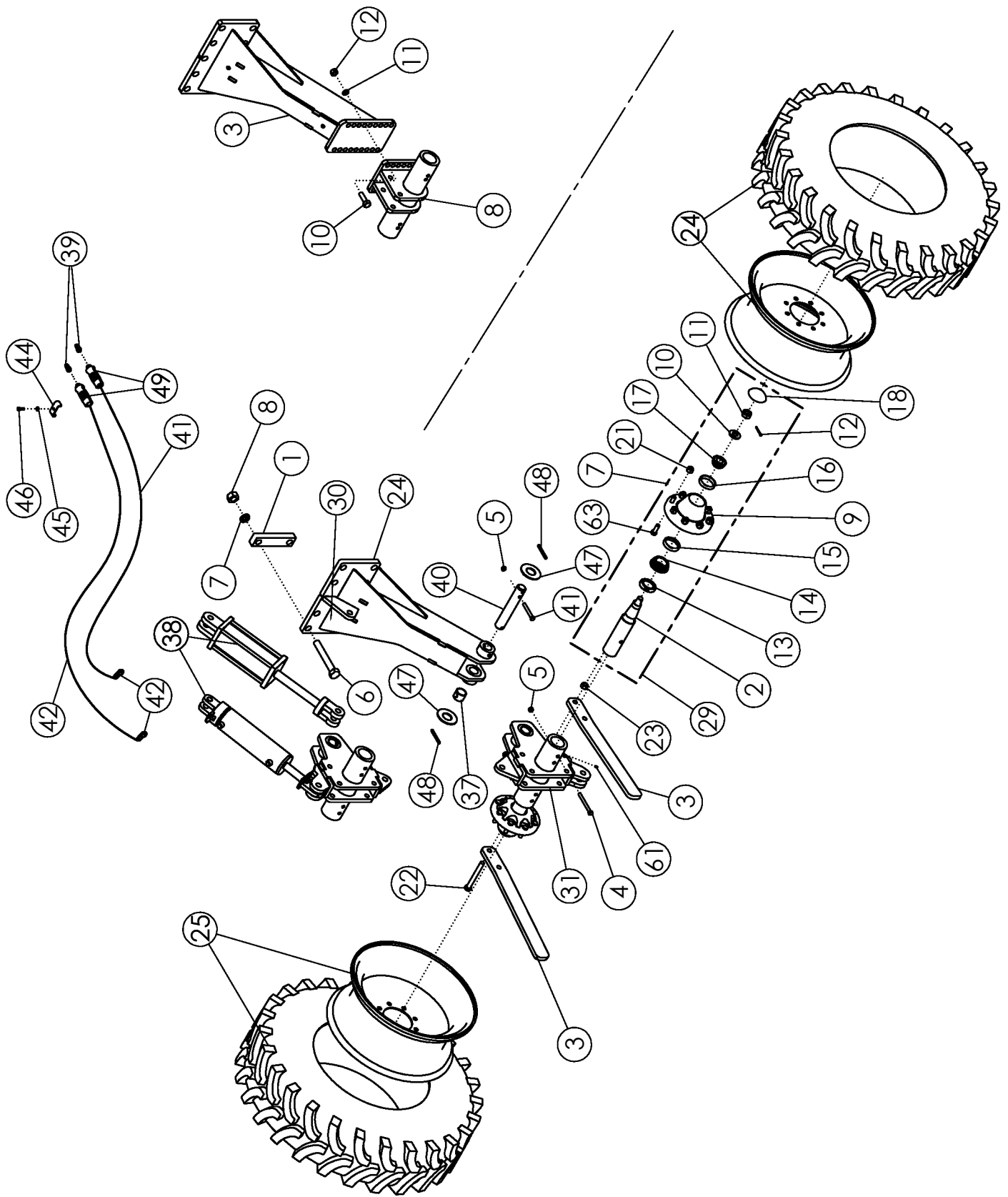
ITEM	PART NO.	DESCRIPTION	QTY
1	68654	PLATE-MOTOR MOUNT	2
2	57843	PLATE-MOTOR HYDRAULIC	2
3	57686	MOTOR-HYDRAULIC 32.3IN ³ /REV	2
	57880	SEAL KIT FOR 57686	
4	68663	COUPLING	2
5	50152	KEY .38 X .38 X 2.00	2
6	1011607	BOLT-HEX: .50 X 1.50 NC GR5 ZP	4
7	1014443	WASHER-FLAT: .50 ZP	8
8	1027461	NUT-TOPLOCK: .50 NC GR5 ZP	14
9	59043	FTG-ADAPTER: 10MB-12MJ	4
10	59184	BRACKET-HOSE ZP	1
11	59182	BRACKET-HOSE ZP	2
12	54653	U-BOLT: .50 X 3.25 X 4.00 X 3.25	2
13	68053	KT-ACTUATOR CONTROL & CABLE	1
14	63753	CLAMP-HOSE 3/4" ZP	6
15	58176	BOLT-HEX: .38 X 3.50 NC GR5 ZP	3
16	1016999	NUT-TOPLOCK: .38 NC GR5 ZP	3
17	65658	U-BOLT: .50 X 3.00 X 2.06 X 3.00	1
18	59068	HOSE: .75 X 144 12FJX-12FJX	3
19	59069	HOSE: .75 X 138 12FJX-12FJX	1
20	63473	HOSE: .75 X 19 12FJX-12FJX	1
21	1011608	BOLT-HEX: .50 X 1.75 NC GR5 ZP	4
22	59035	HOSE: .75 X 66 12FJX-12FJX	1
23	59801	HOSE: .75 X 74 12FJX-12FJX	1
24	58396	KEY .313 X .313 X 1.750	2



STANDARD REAR STRUTS 11.2 X 24

ITEM	PART NO.	DESCRIPTION	QTY
1	300135	WLDMT-MOUNT ADJ 11.2-24 UNIVERSAL	2
2	69204	WLDMT-STRUT LH ADJ 11.2 X24	2
3	64143	BAR - BOLTING	4
4	52954*	SPINDLE-STANDARD	1
5	59045	SCRAPER	2
6	54393*	7600-6 STUD-HUB BOLT	8
7	301490	SELF TAPPING GREASE FITTING	1
8	1011748	ZERK-GREASE: .25 UNF STRAIGHT	1
9	1011618	BOLT-HEX: .50 X5.00 NC GR5 ZP	2
10	1027461	NUT-TOPLOCK: .50 NC GR5 ZP	10
11	64145	BOLT-HEX: 1.13 X8.00 NC GR8 ZP	8
12	64147	WASHER-LOCK: 1.13 ZP	8
13	64146	NUT-HEX: 1.13 NC GR2 ZP	8
14	53623*	HUB-WHEEL 8 BOLT	1
15	1030728*	WASHER-SPINDLE: 1.06ID X 2.13OD	1
16	1030726*	NUT-SPINDLE: 1.00 NF NP	1
17	1030797*	PIN-COTTER: .19 X 1.75 NP	1
18	53619*	SEAL	1
19	53621*	BEARING CONE-INNER	1
20	53622*	BEARING CUP-INNER	1
21	52243*	BEARING CUP-OUTER	1
22	53620*	BEARING CONE-OUTER	1
23	53624*	HUB CAP	1
24	56986	TIRE-MNTD: 11.2-24 10 PLY R1 RH	1
	56903	WHEEL W10 X 24 8 BOLT (1.88 POS)	
	56976	TIRE 11.2-24 10 PLY R1	
	68973	TUBE-REPAIR 11.2-24	
25	63992	TIRE-MNTD: 11.2-24 10 PLY R1 LH	1
	56903	WHEEL W10 X 24 8 BOLT (1.88 POS)	
	56976	TIRE 11.2-24 10 PLY R1	
	68973	TUBE-REPAIR 11.2-24	AR
26	53625*	NUT-WHEEL: .63-18NF	8
27	1016718	BOLT-HEX: .75 X6.50 NC GR5 ZP	2
28	1017000	NUT-TOPLOCK: .75 NC GR5 ZP	2
29	53167	ASSY-HUB & SPINDLE 8-BOLT	2
30	52248	DECAL-CAUTION	1
31	73368	WASHER-FLAT: 1.75 ZP	2
32	73369	ROLL PIN: .38 X3.50 ZP	2
33	301238	PIN-STRUT REAR ADJ	1
34	1032524	BOLT-HEX: .50 X 4.00 NC GR5 ZP	1

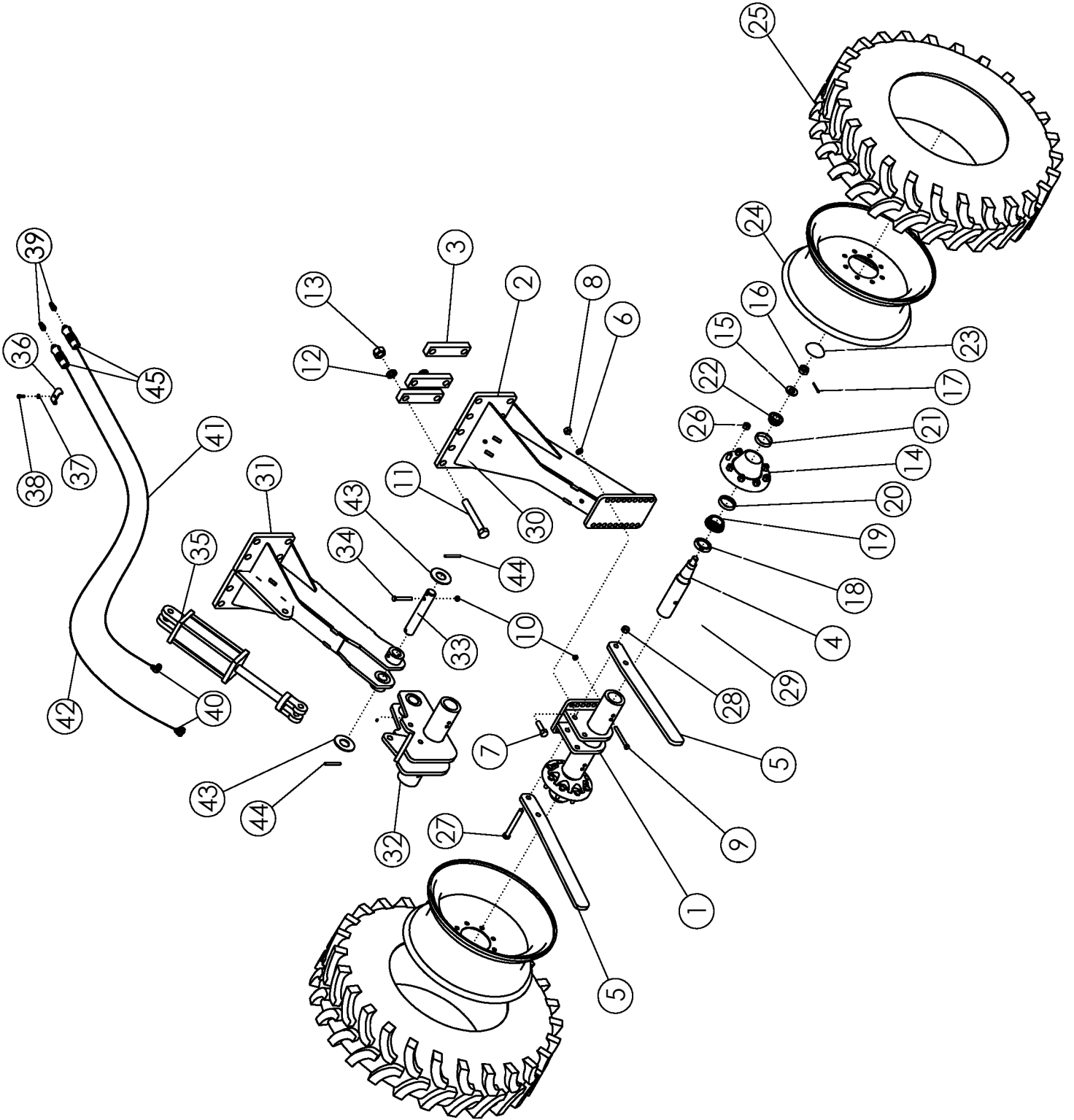
CONTINUE



STANDARD REAR STRUTS (CONTINUED)			
ITEM	PART NO.	DESCRIPTION	QTY
35	72950	CYLINDER-HYDRAULIC 4 X 10	1
	301315	SEAL KT-CYL 4 X 8, 4 X 10 3000PSI UNIVERSAL	
	73421	CYLINDER-HYD 4 X 10-3000-0° ADC	
	73629	SEAL KIT FOR 73421	
36	50714	CLAMP .50 ZP	6
37	1011586	WASHER-LOCK: .38 ZP	6
38	1011600	BOLT-HEX: .38 X 1.00 NC GR5 ZP	6
39	36290	PIONEER TIP 8010-15P (#8 ORB)	2
40	58560	FTG-ELBOW: 8MB-8MJ-90	2
41	66596	HOSE: .50 X 320 8FJX-8MB	1
42	67670	HOSE: .50 X 312 8MB-8FJX	1
43	301237	BUSHING-SPRING 2.00 X 1.75 X 1.50	2
44	69206**	WLDMT-STRUT RH STD 11.2-24	1
45	302551**	WLDMT-UNIVERSAL SPINDLE MOUNT	1
46	1016598**	BOLT-HEX: .75 X 2.50 NC GR5 ZP	6
47	1012061**	WASHER-LOCK: .75 ZP	6
48	1011620**	NUT-HEX: .75 NC GR2 ZP	6
49	302227	HYD LABEL: .50 BLUE/YELLOW SET (LH SIDE)	1
	302230	HYD LABEL: .50 RED/GREEN SET (RH SIDE)	1

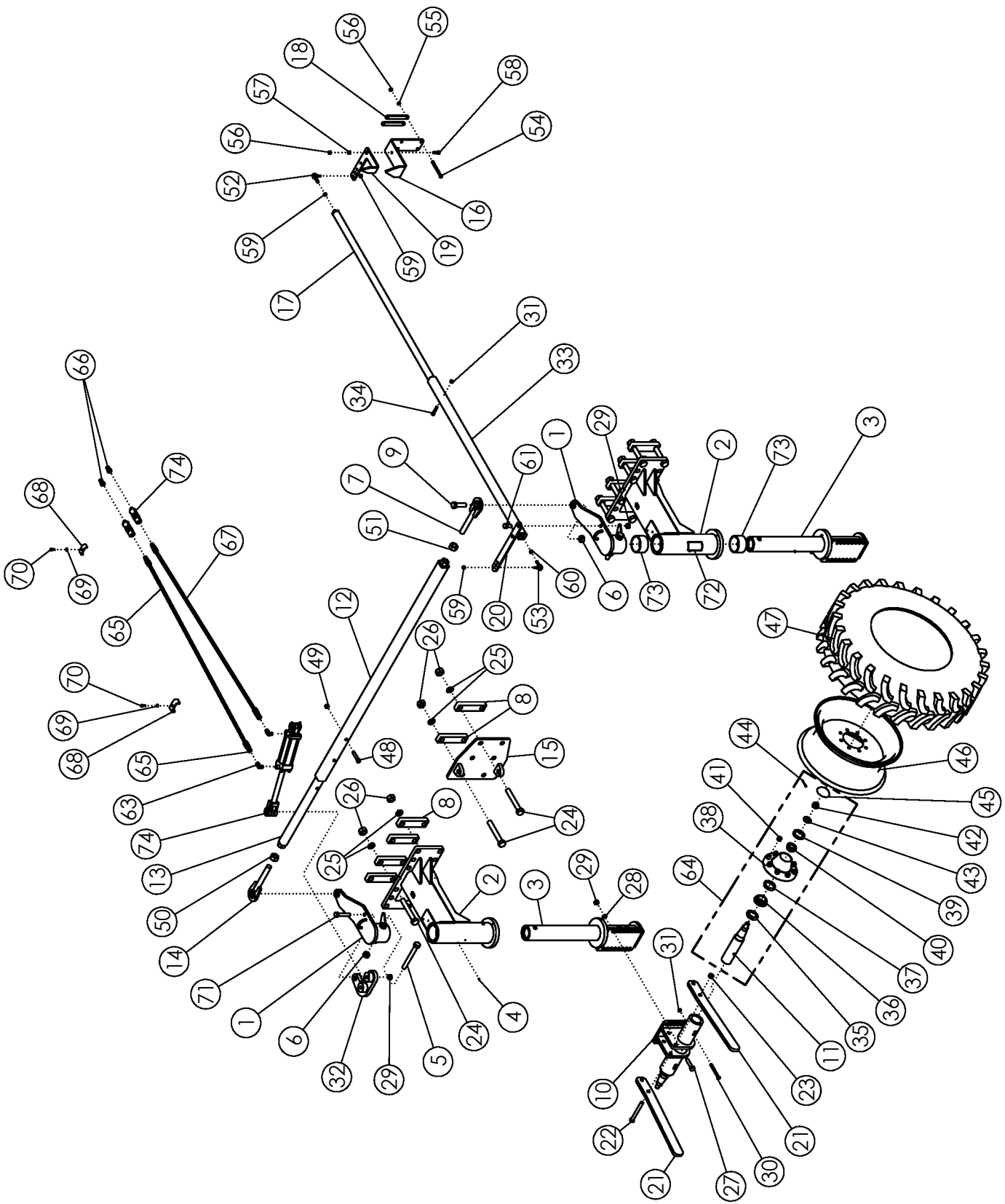
* ITEMS INCLUDED IN ITEM 29

** ITEMS ARE INCLUDED ONLY IN STANDARD STRUT OPTION



STANDARD REAR STRUTS 14.9 X 30

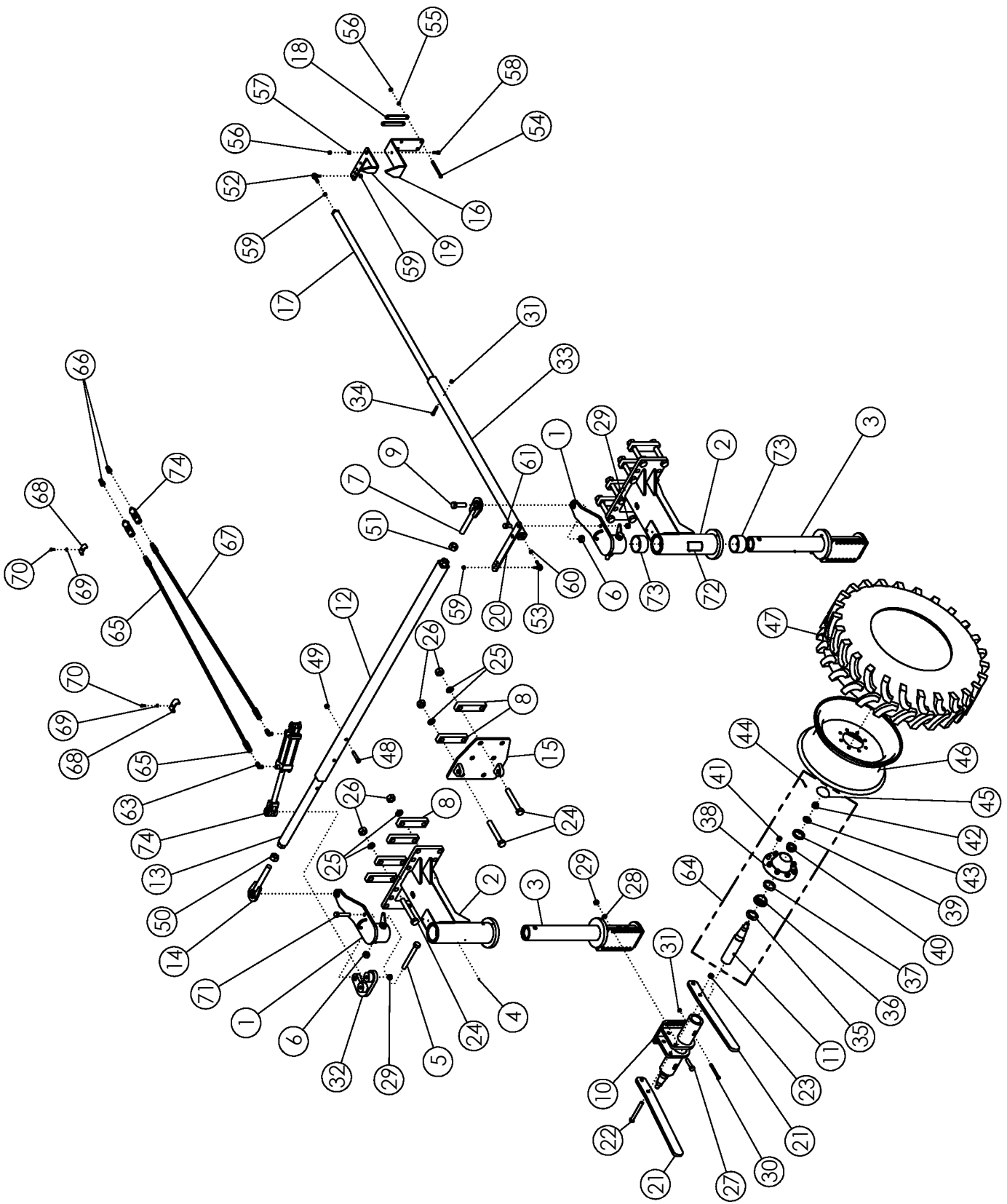
ITEM	PART NO.	DESCRIPTION	QTY
1	57233	WLDMT - MOUNT STANDARD	1
2	69809	WLDMT-STRUT STD RH	1
3	64143	BAR - BOLTING	4
4	52954*	SPINDLE-STANDARD	1
5	59045	SCRAPER	2
6	1012061	WASHER-LOCK: .75 ZP	6
7	1016598	BOLT-HEX: .75 X 2.50 NC GR5 ZP	6
8	1011620	NUT-HEX: .75 NC	6
9	1011618	BOLT-HEX: .50 X 5.00 NC GR5 ZP	2
10	1027461	NUT-TOPLOCK: .50 NC GR5 ZP	2
11	64145	BOLT-HEX: 1.13 X 8.00 NC GR8 ZP	8
12	64147	WASHER-LOCK: 1.13 ZP	8
13	64146	NUT-HEX: 1.13 NC GR2 ZP	8
14	53623*	HUB-WHEEL 8 BOLT	1
15	1030728*	WASHER-SPINDLE: 1.06ID X 2.13OD	1
16	1030726*	NUT-SPINDLE: 1.00 NF NP	1
17	1030797*	PIN-COTTER: .19 X 1.75 NP	1
18	53619*	SEAL	1
19	53621*	BEARING CONE-INNER	1
20	53622*	BEARING CUP-INNER	1
21	52243*	BEARING CUP-OUTER	1
22	53620*	BEARING CONE-OUTER	1
23	53624*	HUB CAP	1
24	69921	WHEEL W13 X 30 8 BOLT (1.88 POS)	2
25	69922	TIRE 14.9-30 10 PLY R1	2
26	53625*	NUT-WHEEL: .63-18NF	8
27	1016718	BOLT-HEX: .75 X 6.50 NC GR5 ZP	2
28	1017000	NUT-TOPLOCK: .75 NC GR5 ZP	2
29	53167	ASSY-HUB & SPINDLE 8-BOLT	2
30	52248	DECAL-CAUTION	1
31	69815	WLDMT-STRUT LH ADJ 14.9 X 30	1
32	69930	WLDMT-MOUNT ADJ STRUT 14.9 X 30	1
33	73367	PIN-REAR STRUT ADJ	1
34	1032524	BOLT-KHEX: .50 X 4.00 NC GR8 NP	1
35	72950	CYLINDER-HYDRAULIC 4 X 10	1
	301315	SEAL KT-CYL 4 X 8, 4 X 10 3000PSI UNIVERSAL	
36	50714	CLAMP .50 ZP	6
37	1011586	WASHER-LOCK: .38 ZP	6
38	1011600	BOLT-HEX: .38 X 1.00 NC GR5 ZP	6
39	36290	PIONEER TIP 8010-15P (#8 ORB)	2
40	58560	FTG-ELBOW: 8MB-8MJ-90	2
41	67670	HOSE: .50 X 312 8MB-8FJX	1
42	66596	HOSE: .50 X 320 8FJX-8MB	1
43	73368	WASHER-FLAT: 1.75 ZP	2
44	73369	PIN-ROLL: .38 X 3.50 ZP	2
45	302227	HYD LABEL: .50 BLUE/YELLOW SET (LH SSIDE)	1
	302230	HYD LABEL: .50 RED/GREEN SET (RH SIDE)	1



STEERABLE REAR STRUTS

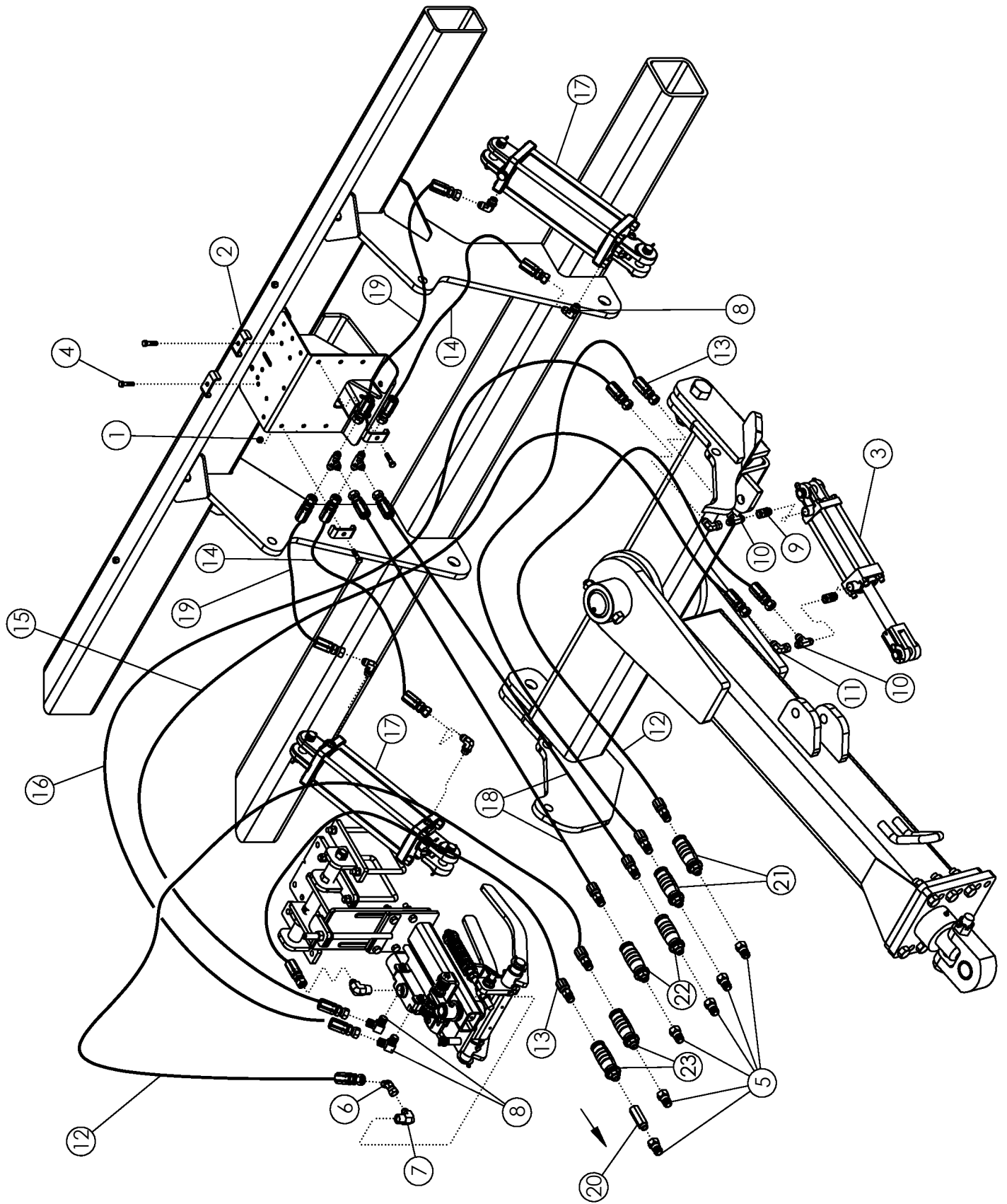
ITEM	PART NO.	DESCRIPTION	QTY
1	58240	WLDMT - STEERING ARM	2
2	58285	WLDMT-STEERING HOUSING R.H.	1
3	58238	WLDMT - KING PIN	2
4	1011748	ZERK - GREASE	10
5	1033376	BOLT-HEX: 1.0 x 8.50 NC GR8 ZP	2
6	1016969	NUT-TOPLOCK: 1.00 NC GR5 ZP	4
7	58186	WLDMT-TIE ROD RH	1
8	64143	BAR - BOLTING	6
9	1032276	BOLT-HEX: 1.0 x 3.50 NC GR8 ZP	2
10	57233	WLDMT - MOUNT STANDARD	2
11	52954	SPINDLE-STANDARD	4
12	58374	WLDMT-TIE ROD EXTENSION	1
13	58341	WLDMT-TIE ROD	1
14	58203	WLDMT-TIE ROD LH	1
15	58239	WLDMT-STEERING HOUSING LH	1
16	53278	MOUNT-INDICATOR	1
17	59492	*ASSY DESC.*	1
18	56809	BAR-BOLTING	2
19	58348	INDICATOR	1
20	58346	ARM-STEERING INDICATOR	1
21	59045	SCRAPER	4
22	1012059	BOLT-HEX: .75 X 6.50 NC GR5 ZP	4
23	1017000	NUT-TOPLOCK .75 NC GR5 ZP	4
24	64145	BOLT-HEX: 1.125 X 8.00 NC GR8 ZP	12
25	64147	WASHER-LOCK: 1.125 ZP	12
26	64146	NUT-HEX: 1.125 NC GR2 ZP	12
27	1012059	BOLT- .75 X 3.00 NC GR5 ZP	12
28	1012061	WASHER-LOCK: .75 ZP	12
29	1011620	NUT: .750 NC	15
30	1011618	BOLT-HEX: .50 X 5.00 NC GR5 ZP	4
31	1027461	NUT-TOPLOCK: .50 NC GR5 ZP	5
32	58123	PLATE	1
33	59493	WLDMT-TIE ROD EXTENSION	1
34	1011610	BOLT-HEX: .50 x 2.50 NC GR5 ZP	1
35	53619	SEAL	4
36	53621	CONE-BEARING	4
37	53622	CUP-BEARING INNER	4
38	53623	HUB-WHEEL 8 BOLT	4
39	52243	BEARING CUP	4
40	53620*	BEARING-CONE	4

CONTINUED



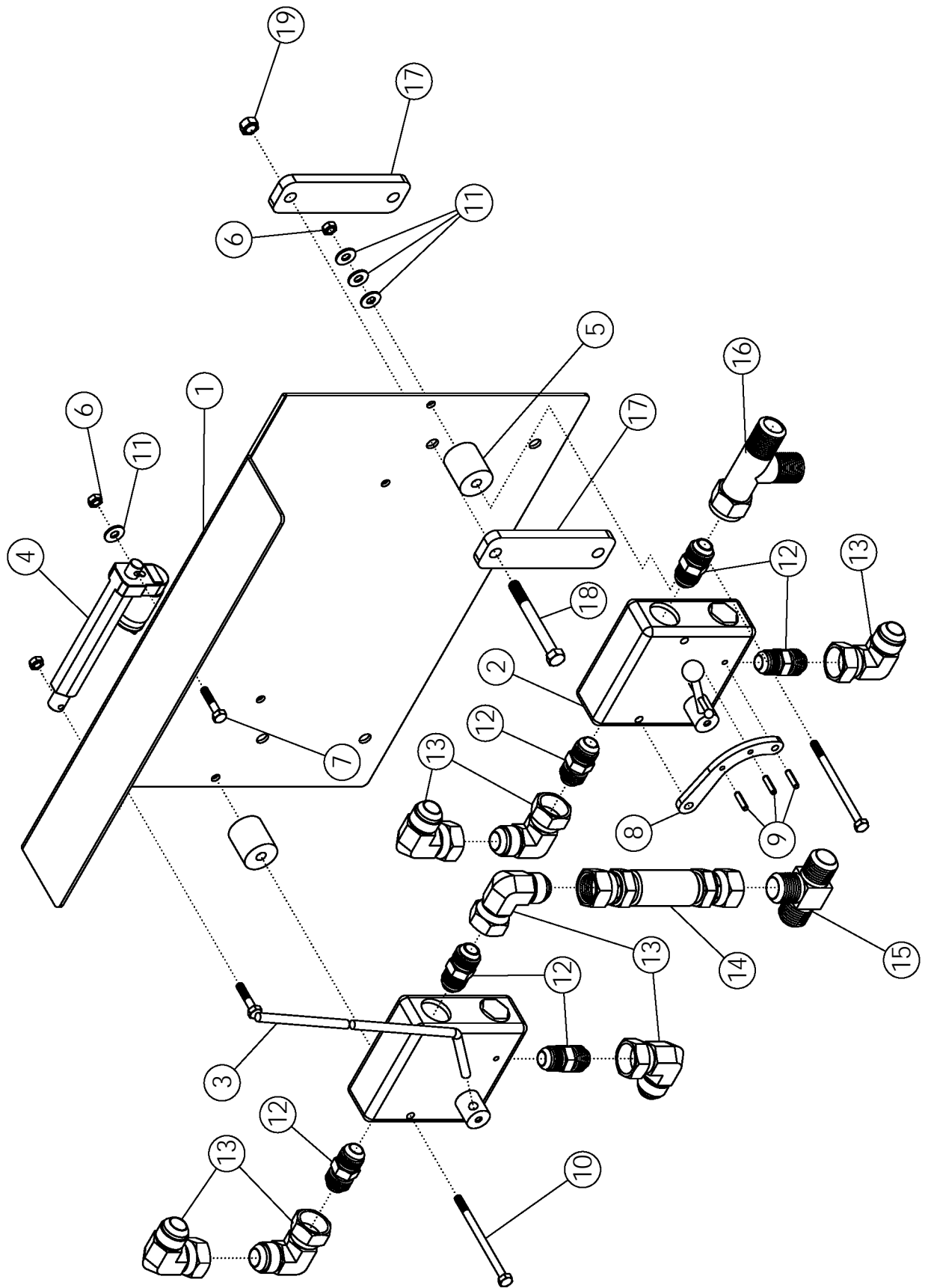
STEERABLE REAR STRUTS (CONTINUED)			
ITEM	PART NO.	DESCRIPTION	QTY
41	53625*	NUT-WHEEL: .63-18NF	32
42	1030726*	NUT-SPINDLE: 1.00 NF NP	4
43	1030728*	WASHER-SPINDLE: 1.06ID X 2.13OD	4
44	1030797*	PIN-COTTER: .19 X 1.75 NP	4
45	53624*	HUB CAP	4
46	56903	WHEEL W10 X 24 8 BOLT (1.875 POS)	4
47	56976	TIRE 11.2-24 10 PLY R1	4
	68973	TUBE-REPAIR 11.2-24 (NOT SHOWN)	AR
48	1030704	BOLT-HEX: .63 X 3.25 NC GR5 ZP	1
49	1011578	NUT-HEX: .63 NC GR2 ZP	1
50	1030729	NUT-HEX: 1.25 NC GR2 ZP LH	1
51	1011621	NUT-HEX: 1.25 NC GR2 ZP	1
52	58350	BALL JOINT ROD END 1/2-20NF RH	1
53	58351	BALL JOINT ROD END 1/2-20NF LH	1
54	1016660	BOLT-HEX: .50 X 5.50 NC GR5 ZP	4
55	1011581	WASHER-LOCK: .50 ZP	4
56	1011577	NUT-HEX: .50 NC GR2 ZP	5
57	56884	BUSHING-INDICATOR REAR STRUT	1
58	1011607	BOLT-HEX: .50 X 1.50 NC GR5 ZP	1
59	58355	NUT-HEX: .50 NF GR5 ZP RH	3
60	58366	NUT-HEX: .50 NF GR5 ZP LH	1
61	58367	BOLT-HEX: .75 X 1.50 NC GR5 ZP	2
62	58890	CYLINDER HYDRAULIC 3 X 8	1
	301314	SEAL KIT FOR 58890 UNIVERSAL	
63	58560	FTG-ELBOW: 8MB-8MJ-90	2
64	53167	ASSY-HUB & SPINDLE 8 BOLT	2
65	300029	HOSE: .50 X 276 8MB-8FJX	1
66	36290	PIONEER TIP 8010-15P (#8 ORB)	2
67	66604	HOSE: .50 X 290 8FJX-8MB	1
68	50714	CLAMP 1/2" ZP	4
69	1011586	WASHER-LOCK: .38 ZP	4
70	1011600	BOLT-HEX: .38 X 1.00 NC GR5 ZP	4
71	1011625	BOLT-HEX: .75 X 4.00 NC GR5 ZP	2
72	52248	DECAL CAUTION	1
73	59205	BUSHING-BORED 4.5 X 4.025	4
74	301908	HYD LABEL: .50 RED/GRAY SET	1

* Items are included in Item 64



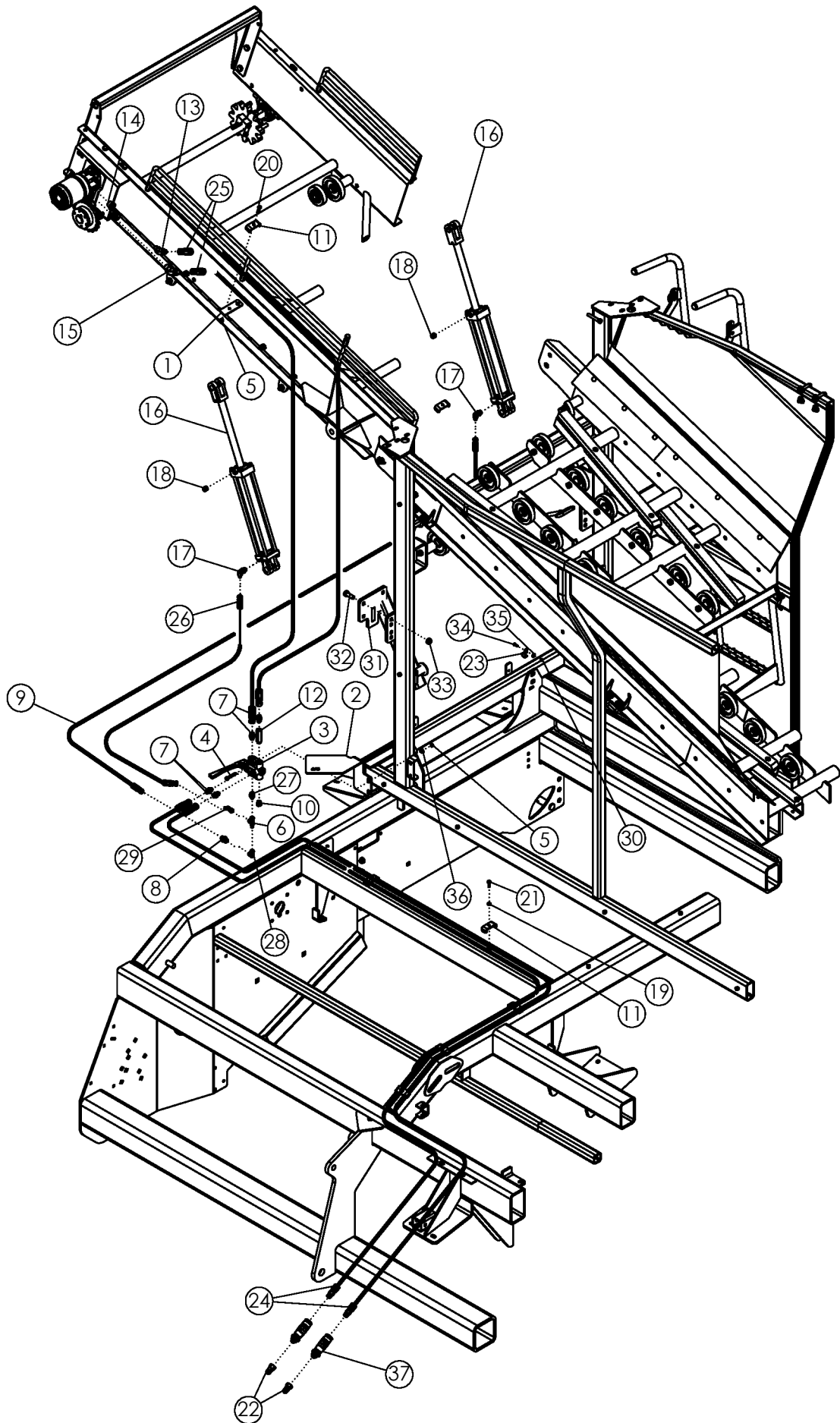
ROW FINDER AND HITCH HYDRAULICS			
ITEM	PART NO.	DESCRIPTION	QTY
1	1016999	NUT-TOPLOCK: .38 NC GR5 ZP	6
2	50714	CLAMP .50 ZP	6
3	58891	CYLINDER-HYDRAULIC 4 X 8" 3000	1
	301315	SEAL KIT FOR 58991 UNIVERSAL	
4	1011602	BOLT-HEX: .38 X 1.50 NC GR5 ZP	6
5	36290	PIONEER TIP 8010-15P (#8 ORB)	6
6	57663	FTG-ELBOW: 8MJ-8FJX-45	1
7	65901	FTG-ELBOW: 10MB-8MJ-90	2
8	58560	FTG-ELBOW: 8MB-8MJ-90	6
9	56941	FTG-ADAPTER: 8MB-8FJX	2
10	57667	FTG-TEE: 8MJ-8MJ-8MJ	4
11	57668	FTG-ELBOW: 8MJ-8FJX 90	2
12	300037	HOSE: .50 X 153 8MB-8FJX	2
13	300038	HOSE: .50 X 150 8MB-8FJX	2
14	57677	HOSE: .50 X 021 8FJX-8FJX (6R/8R)	2
	1018115	HOSE: .50 X 030 8FJX-8FJX (12R)	
15	57672	HOSE: .50 X 098 8FJX-8FJX	1
16	57673	HOSE: .50 X 096 8FJX-8FJX	1
17	62082	CYLINDER-HYDRAULIC 4 X 10" 3000	2
	301315	SEAL KIT FOR 62082 UNIVERSAL	
18	301735	HOSE: .50 X 112 8MB-8FJX	2
19	57676	HOSE: .50 X 031 8FJX-8FJX (6R/8R)	2
	1015221	HOSE: .50 X 040 8FJX-8FJX(12R)	
20	300070	CHECK VALVE 8MB-8FB FLOWF-->M (FC-08R)	1
21	301917	HYD LABEL: .50 YELLOW/GRAY SET	1
22	301911	HYD LABEL: .50 BLACK/GRAY SET	1
23	301902	HYD LABEL: .50 BLUE/GRAY SET	1

****IMPORTANT** ITEM 20 (PN: 300070-CHECK VALVE) MUST BE INSTALLED AS SHOWN PER DIAGRAM, TO PREVENT PREMATURE ROWFINDER VAVE FAILURE.**



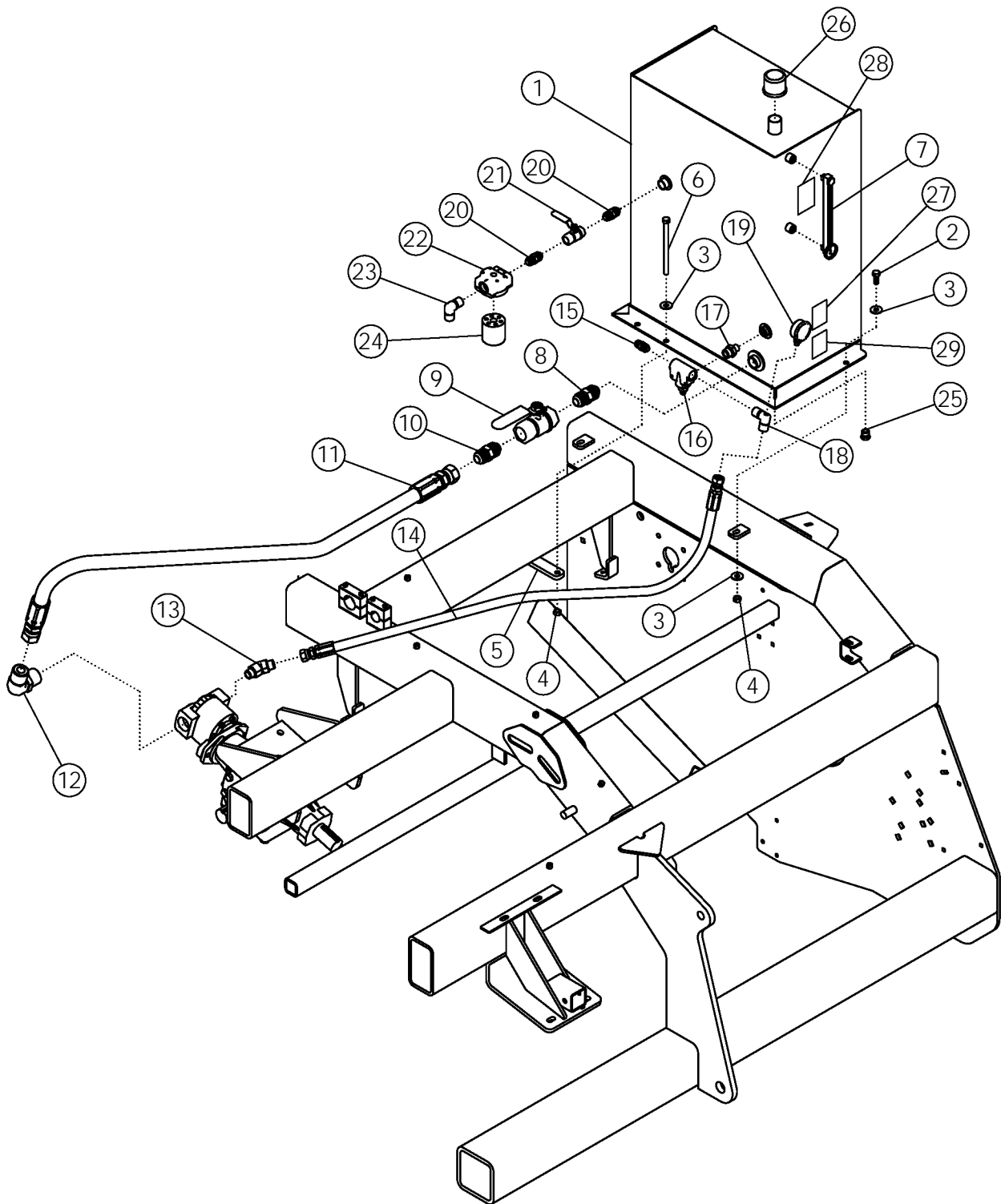
VALVE GROUP: DUAL MOTOR SCRUB

ITEM	PART NO.	DESCRIPTION	QTY
1	68092	WLDMT-BRACKET FLOW CONTROL	1
2	58985	VALVE-FLOW CONTROL- 3/4" FP	2
	64414	SEAL KIT FOR 58985	
3	59524	WLDMT-ARM FLOW CONTROL Z.P.	1
4	59633	ACTUATOR-12VDC 4" STROKE	1
5	59463	SPACER	4
6	1030946	NUT-TOPLOCK: .25 NC GR5 ZP	6
7	1013940	BOLT-HEX: .25 X 1.25 NC GR5	1
8	59206	BRACKET-FLOW CONTROL ZP	1
9	54314	PIN-ROLL .19 X .75 ZP	3
10	1030776	BOLT-HEX: .25 X 4.00 NC GR5	4
11	1020416	WASHER-FLAT: .25 ZP	15
12	59042	FTG-ADAPTER: 12MP-12MJ	6
13	59041	FTG-ELBOW: 12MJ-12FJX 90	7
14	63471	ASSY-TUBE LINE .75 X 5.25 0-0	1
15	58986	FTG-TEE: 12MJ-12MJ-12MJ	1
16	59888	FTG-TEE: 12MJ-12FJX-12MJ	1
17	59881	BRACKET-BOLT PLATE	4
18	58176	BOLT-HEX: .38 X 3.50 NC GR5 ZP	4
19	1016999	NUT-TOPLOCK: .38 NC GR5 ZP	4



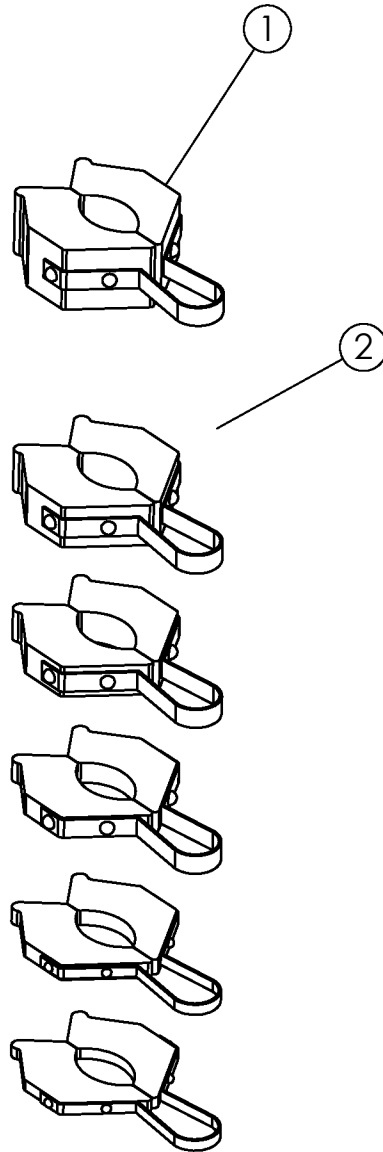
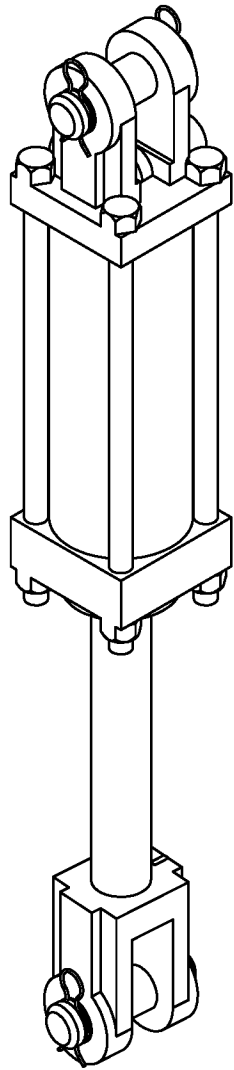
TANK HYDRAULICS

ITEM	PART NO.	DESCRIPTION	QTY
1	54825	BRACKET-HOSE ZP	2
2	62904	GUARD-SELECTOR VALVE	1
3	58470	VALVE-SELECTOR	1
4	59390	BOLT-HEX: .38 X 2.25 NC GR5 ZP	2
5	1016999	NUT-TOPLOCK: .38 NC GR5 ZP	4
6	56231	FTG-TEE: 6MJ-6FJX-6MJ	1
7	56226	FTG-ADAPTER: 8MB-8MJ	4
8	300072	FITTING-RESTRICTOR (6MJ-6FJ R 1/16)	1
9	68163	HOSE: .38 X 96 6FJX-6FJX	1
10	56190	FTG-PLUG: 8MB	1
11	50714	CLAMP 1/2" ZP	10
12	300070	VALVE-CHECK: 8MB-8FB FLOW F-->M	1
13	58515	FTG-ELBOW: 8MB-8MJ-45	1
14	300069	FTG-ADAPTER: 8FB-10MB	1
15	56229	FTG-ELBOW: 10MB-8MJ-45	1
16	58889	CYLINDER-HYD 2.5 X 16	2
17	58557	FTG-ELBOW: 8MB-6MJ 90	2
18	58547	FTG-PLUG: 8MB BREATHER	2
19	1011586	WASHER-LOCK: .38 ZP	6
20	1011602	BOLT-HEX: .38 X 1.50 NC GR5 ZP	2
21	1011600	BOLT-HEX: .38 X 1.00 NC GR5 ZP	6
22	36290	PIONEER TIP 8010-15P (#8 ORB)	2
23	50779	HOSE-CLAMP	2
24	1015804	HOSE: .50 X 240 8FJX-8MB	2
25	56235	HOSE: .50 X 155 8FJX-8FJX	2
26	63897	HOSE: .38 X 32 6FJX-6FJX	1
27	66624	FTG-ADAPTER: 6MJ-8MB	1
28	57897	FTG-ELBOW: 6MJ-6FJX-90	1
29	301538	FTG-ELBOW: 6MJ-6FJX-45	1
30	1030946	NUT-TOPLOCK: .25 NC GR5 ZP	2
31	301298	WLDMT-CYLINDER LUG	2
32	1013918	BOLT-HEX .63 X 1.750 NC GR5 ZP	8
33	1016595	NUT-TOPLOCK: .63 NC GR5 ZP	8
34	1011595	BOLT-HEX: .25 X .75 NC GR5 ZP	2
35	1020416	WASHER-FLAT: .25 ZP	2
36	1011828	WASHER-FLAT .38 ZP	2
37	301914	HYD LABEL: .50 GREEN/GRAY SET	1



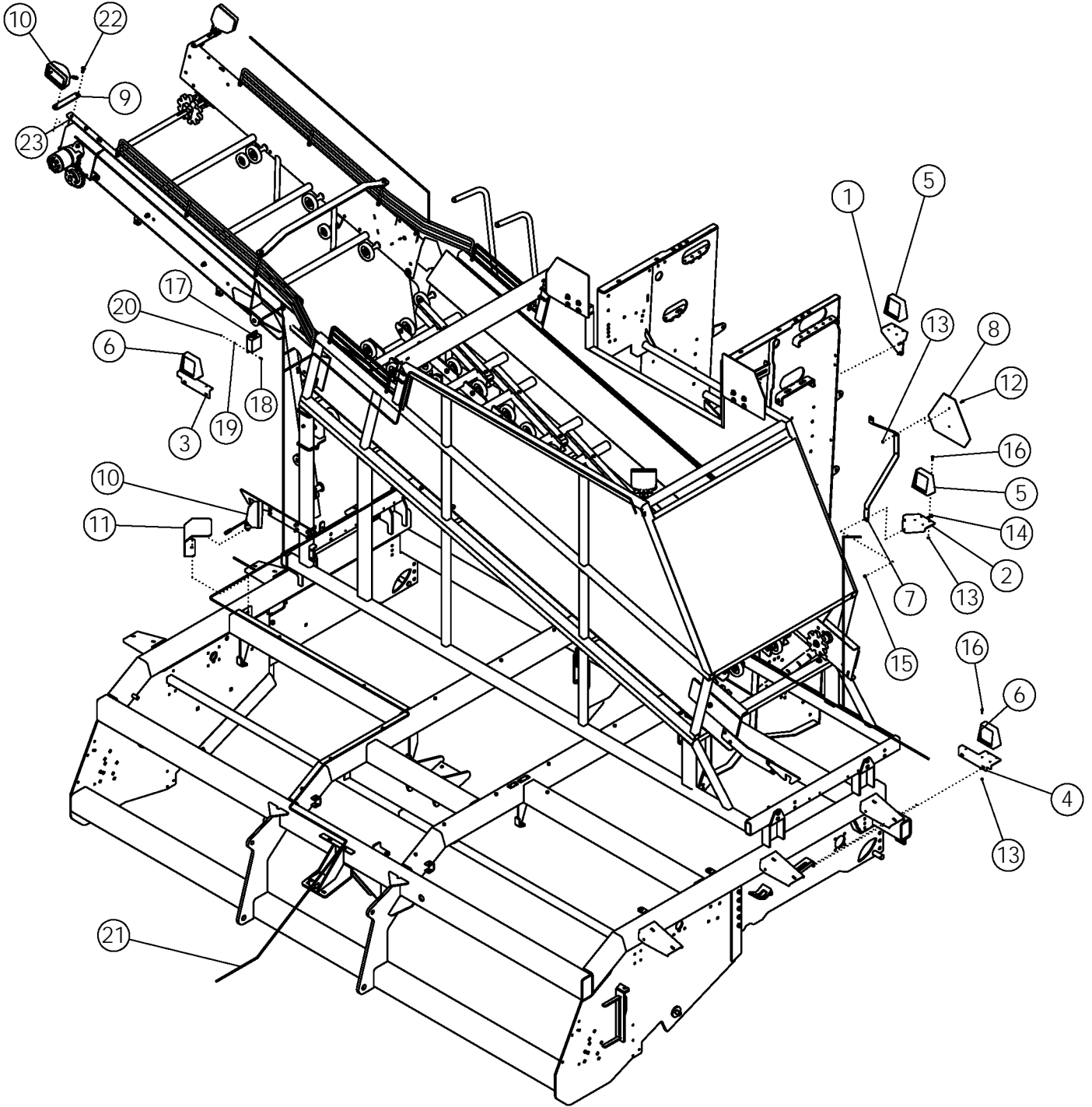
HYDRAULIC TANK

ITEM	PART NO.	DESCRIPTION	QTY
1	58079	HYDRAULIC TANK-PAINTED	1
2	1011606	BOLT-HEX: .50 X 1.25 NC GR5 ZP	2
3	1014443	WASHER-FLAT: .50 ZP	6
4	1027461	NUT-TOPLOCK: .50 NC GR5 ZP	4
5	58204	BAR - BOLTING	1
6	1032514	BOLT-HEX: .50 X 7.50 NC GR5 ZP	2
7	58914	GAUGE-LEVEL & TEMP	1
8	58978	FTG-ADAPTER: 20MP-20MP	1
9	58979	VALVE-BALL: 20FP-20FP	1
10	62209	FTG-ADAPTER: 20MP-20MJ	1
11	301554	HOSE: 1.25 X 078 20FJX-20FJX	1
12	58980	FTG-ELBOW: 24MB-20MJ-90	1
13	62212	FTG-ELBOW: 16MB-12MJ-45	1
14	301555	HOSE: .75 X 172 12FJX-12FJX	1
15	59042	FTG-ADAPTER: 12MP-12MJ	1
16	58190	VALVE-RELIEF	1
17	58466	FTG-ADAPTER: 12MP-8MP	1
18	58983	FTG-ELBOW: 12MP-12MJ-90 W/.25" FP	1
19	62518	GAUGE-PRESSURE: 1/4"MP 3000 PSI	1
20	58196	FTG-ADAPTER: 12MP-12MP	2
21	59165	VALVE-BALL 3/4FP - 3/4FP	1
22	58690	FILTER HEAD	1
23	59044	FTG-ELBOW: 12MP-12MJ-90	1
24	58691	FILTER-HYDRAULIC	1
25	55718	FTG-PLUG: 8MB	1
26	58197	CAP-FILLER	1
27	62964	DECAL-WARNING	1
28	64428	DECAL-HYD TANK SPECS	1
29	64429	DECAL-WARNING BALL VALVE	1



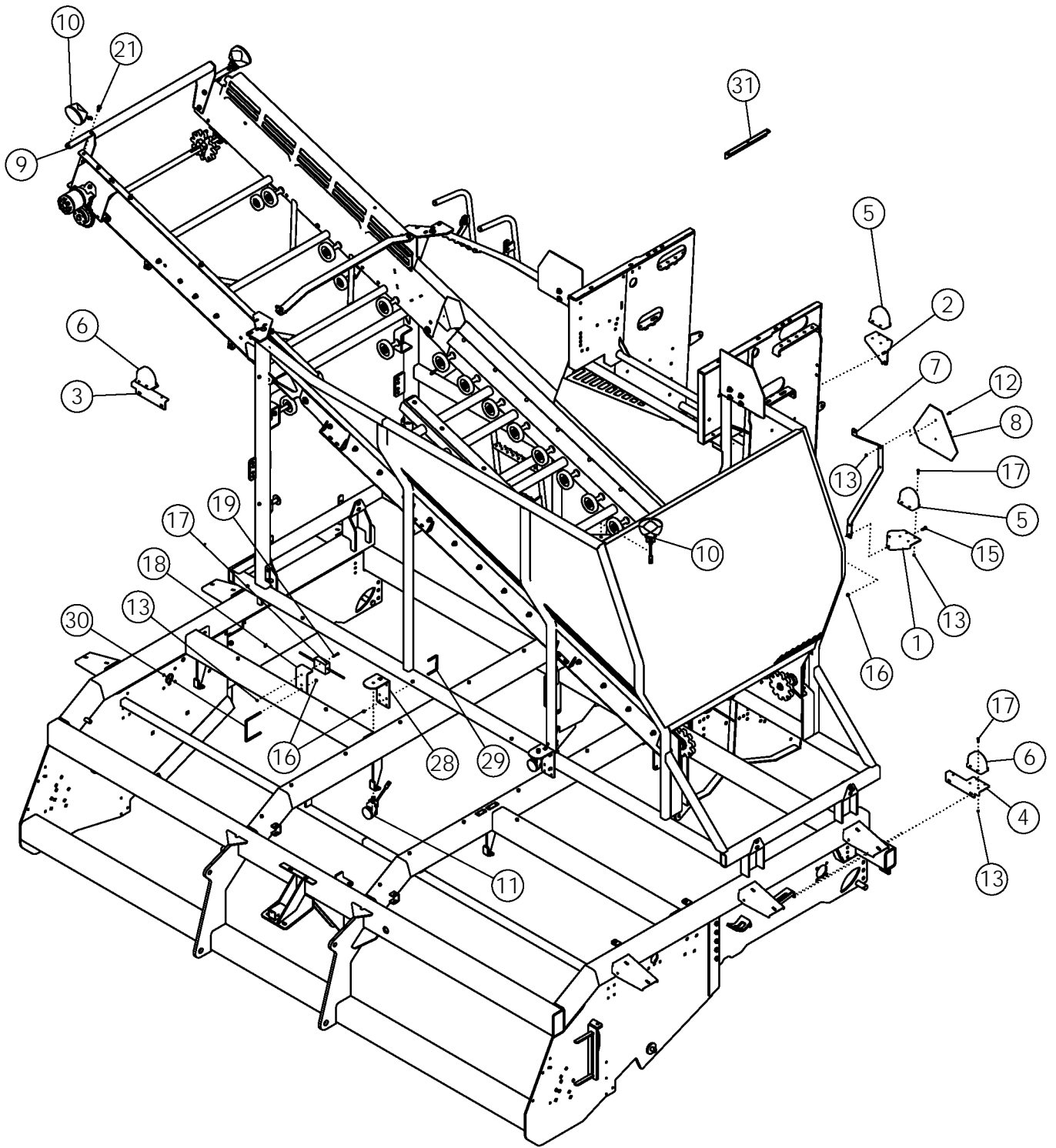
CYLINDER STOP KIT #51497 (OPTIONAL)

ITEM	PART NO.	DESCRIPTION	QTY
1	54004	STOP-CYLINDER 1.5" (SILVER)	1
2	52320	CYLINDER STOP A-KT (.25 THRU 1.00)	1



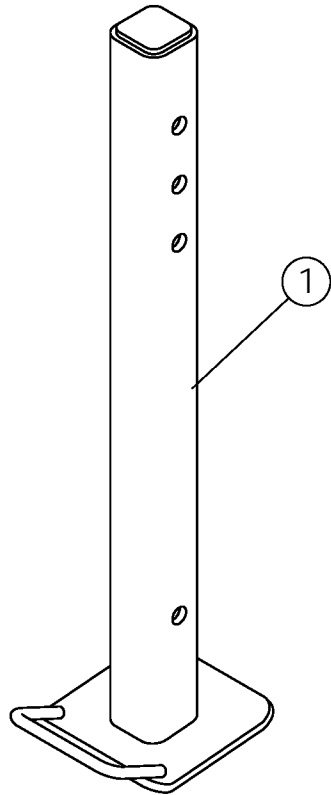
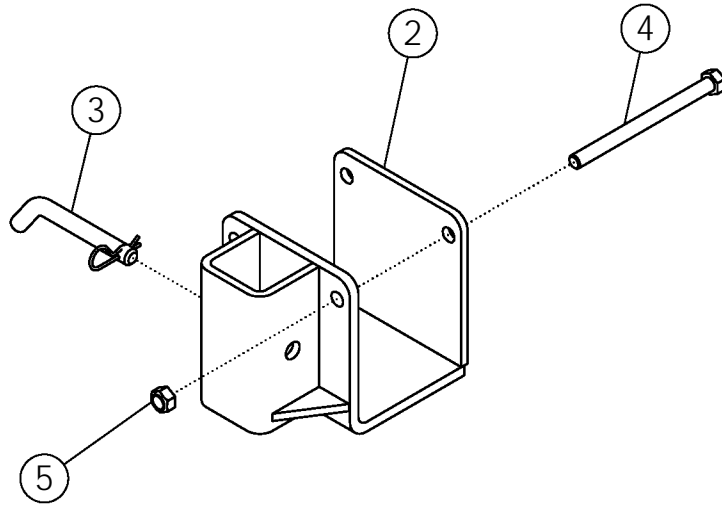
LIGHT KIT

ITEM	PART NO.	DESCRIPTION	QTY
1	64236	BRACKET-LIGHT RH RED	1
2	64235	BRACKET-LIGHT LH RED	1
3	64175	BRACKET RH	1
4	64176	BRACKET LH	1
5	65953	LAMP-RED TAIL	2
6	65954	LAMP-AMBER TAIL	2
7	64290	MOUNT-SMV SIGN	1
8	65329	SIGN-SMV ASAE	1
9	57168	LIGHT BRACKET	2
10	62900	ASSY - LIGHT FLOOD W/CON	4
11	62894	GUARD-GRABROLL LIGHT	1
12	1011595	BOLT-HEX: .25 X .75 NC GR5 ZP	2
13	1030946	NUT-TOPLOCK: .25 NC GR5 ZP	18
14	1011601	BOLT-HEX: .38 X 1.25 NC GR5 ZP	4
15	1016999	NUT-TOPLOCK .375 NC GR5 ZP	4
16	1013423	BOLT-HEX: .25 X 1.00 NC GR5 ZP	16
17	65341	MODULE-INTERFACE	1
18	0100615	BOLT: .19 X .75 NC GR5 ZP	4
19	1012061	WASHER-LOCK: .19 ZP	4
20	1011588	NUT-HEX: .19 NC GR2 ZP	4
21	64283	HARNESS-HARVESTER	1
22	1011606	BOLT-HEX: .50 X 1.25 NC GR5 ZP	2
23	1027461	NUT-TOPLOCK: .50 NC GR5 ZP	2
24	1013122	TIE-CABLE, NYLON 14.00" (NOT SHOWN)	40
25	62833	CLAMP-ADHESIVE BACKED CABLE (NOT SHOWN)	8
26	1011600	BOLT-HEX: .38 X 1.00 NC GR5 ZP (NOT SHOWN)	1
27	64047	ANGLE-GUARD (NOT SHOWN)	2



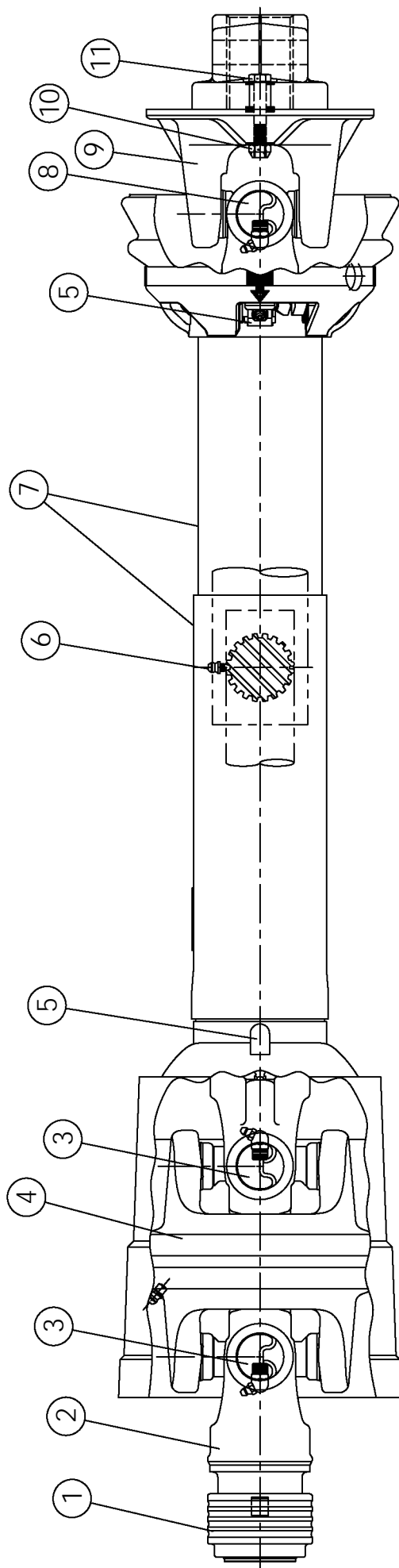
LIGHT KIT HD

ITEM	PART NO.	DESCRIPTION	QTY
1	64236	BRACKET-LIGHT RH RED	1
2	64235	BRACKET-LIGHT LH RED	1
3	64175	BRACKET RH	1
4	64176	BRACKET LH	1
5	305218	LIGHT-RED LAMP SAE	2
6	305217	LIGHT-YELLOW LAMP SAE	2
7	64290	MOUNT-SMV SIGN	1
8	65329	SIGN-SMV ASAE	1
9	300326	PLATE-LIGHT MOUNT BOOM	2
10	301293	LIGHT-GROTE 1200 OVAL FLOOD	3
11	301294	LIGHT-GROTE T26 NEAR FLOOD	2
12	1011595	BOLT-HEX: .25 X .75 NC GR5 ZP	2
13	1030946	NUT-TOPLOCK: .25 NC GR5 ZP	20
14	1011601	BOLT-HEX: .38 X 1.25 NC GR5 ZP	4
15	1016999	NUT-TOPLOCK .375 NC GR5 ZP	4
16	1013423	BOLT-HEX: .25 X 1.00 NC GR5 ZP	16
17	305216	HARNESS-FLASHER MODULE	1
18	301339	PLATE-LIGHT MODULE MOUNT	1
19	1016853	BOLT-HEX: .25 X .75 NC GR5 ZP	2
20	301335	HARNESS-HARVESTER MAIN	1
21	301494	HARNESS-HARVESTER 8R HAZARD	1
22	1011606	BOLT-HEX: .50 X 1.25 NC GR5 ZP	2
23	1027461	NUT-TOPLOCK: .50 NC GR5 ZP	2
24	1013122	TIE-CABLE, NYLON 14.00" (NOT SHOWN)	40
25	62833	CLAMP-ADHESIVE BACKED CABLE (NOT SHOWN)	8
26	1011600	BOLT-HEX: .38 X 1.00 NC GR5 ZP (NOT SHOWN)	1
27	301495	HARNESS-HARVESTER WORK LIGHT	1
28	300327	PLATE-LIGHT MOUNT	2
29	306098	U-BOLT: .375 X 3.00 X 4.00 X 3.00 ZP	4
30	64364	U-BOLT: .375 X 5.13 X 6.00 X 5.13 ZP	1
31	64047	ANGLE-GUARD	1



HARVESTER STAND #63397 (OPTIONAL)

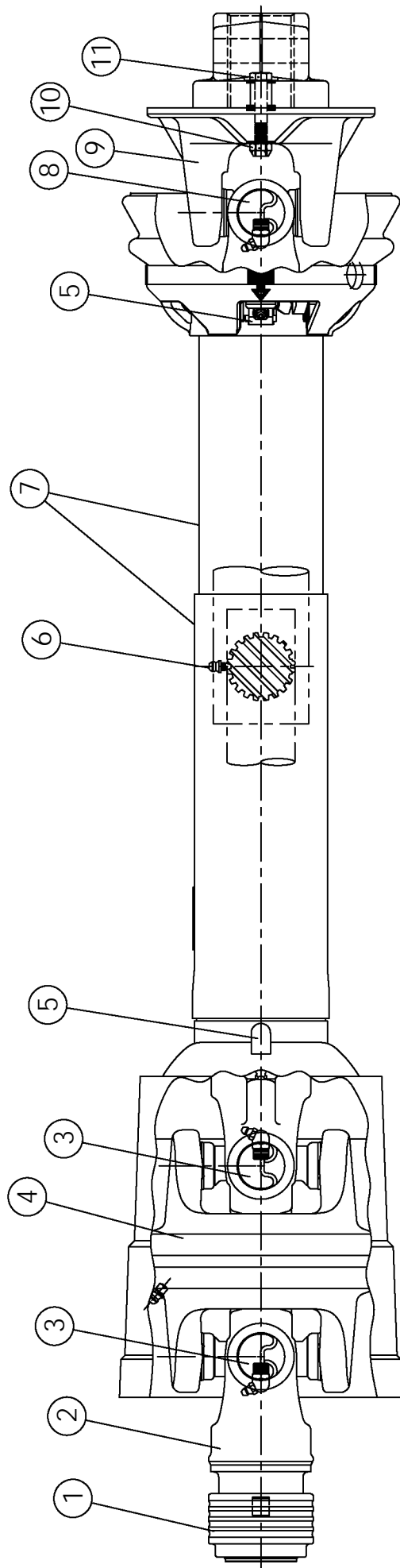
ITEM	PART NO.	DESCRIPTION	QTY
1	63382	WLDMT-STAND SUPPORT	1
2	63377	WLDMT-STAND MOUNT	1
3	63407	PIN-BENT	1
4	1018957	BOLT-HEX: .63 X 8.00 NC GR5 ZP	2
5	1016595	NUT-TOPLOCK: .63 NC GR5 ZP	2



PTO CV DRIVELINE #301558

1.75" - 20 SPLINE

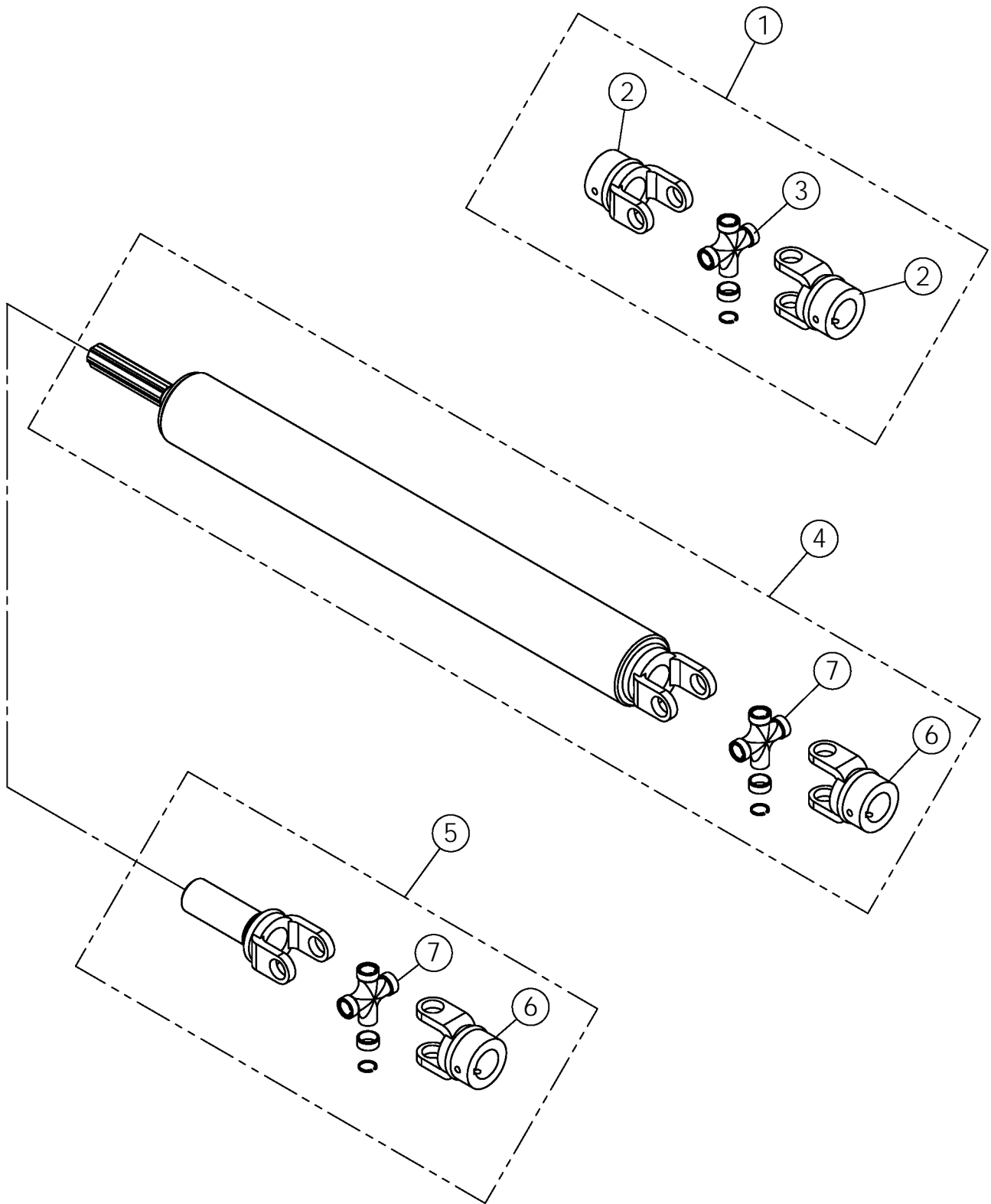
ITEM	PART NO.	DESCRIPTION	QTY
1	62123	KT-SAFETY SLIDE LOCK REPAIR 1.750"	1
2	305902	YOKE ASSY-SAFETY SLIDE LOCK 1.750" CAT 6 CV	1
3	301841	KT-CROSS & BEARING CAT 6	2
4	305904	HOUSING-CV CENTER ASSY CAT 6	1
5	64398	KT-NYLON REPAIR UNIVERSAL	2
6	54161	ZERK-DRIVE LUBE FTG (PRESSED IN)	4
7	301559	GUARD SET-CV PTO HRV MAX 90" EXT.	1
8	54172	KT-CROSS & BEARING 35E SERIES	1
9	57286	ASSY-BALL SHEAR HRV	1
10	1030700	NUT-TOPLOCK: .31 NC GR5 ZP	1
11	1011285	BOLT-HEX: .31 X 2.00 NC GR5 ZP	1



PTO CV DRIVELINE #301575

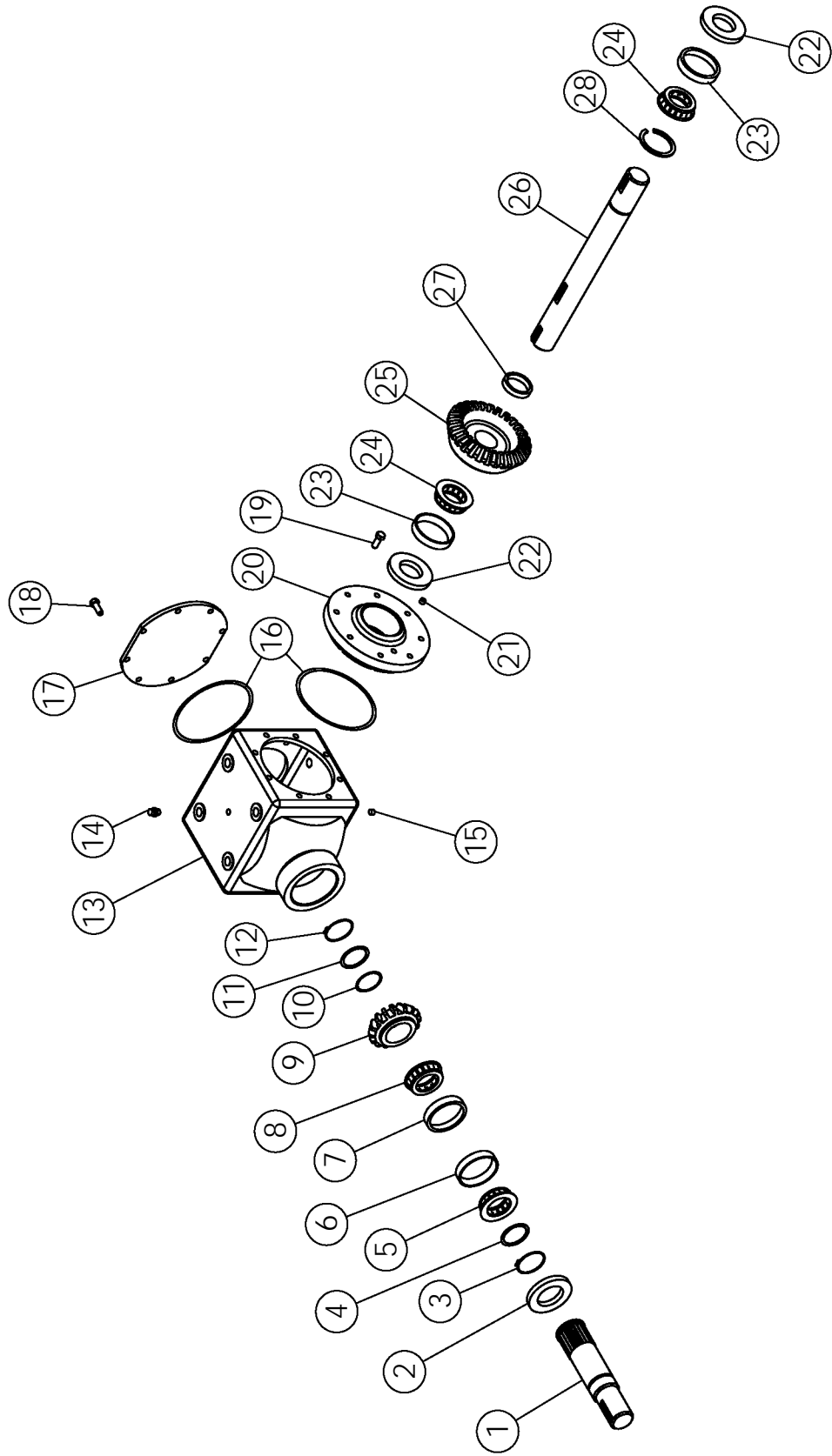
1.375" - 21 SPLINE

ITEM	PART NO.	DESCRIPTION	QTY
1	62122	KT-SAFETY SLIDE LOCK REPAIR 1.375"	1
2	301824	YOKE ASSY-SAFETY SLIDE LOCK 1.375" CAT 6 CV	1
3	301841	KT-CROSS & BEARING CAT 6	2
4	305904	HOUSING-CV CENTER ASSY CAT 6	1
5	64398	KT-NYLON REPAIR UNIVERSAL	2
6	54161	ZERK-DRIVE LUBE FTG (PRESSED IN)	4
7	301559	GUARD SET-CV PTO HRV MAX 90" EXT.	1
8	54172	KT-CROSS & BEARING 35E SERIES	1
9	57286	ASSY-BALL SHEAR HRV	1
10	1030700	NUT-TOPLOCK: .31 NC GR5 ZP	1
11	1011285	BOLT-HEX: .31 X 2.00 NC GR5 ZP	1



DRIVELINE COMPONENTS

ITEM	PART NO.	DESCRIPTION	QTY
1	53642	U-JOINT	1
2	55035	YOKE 1.75"	2
3	54172	35E CROSS & BEARING KIT	1
4	57923	DRIVE SHAFT 49.25"	1
	57924	DRIVE SHAFT 72.50"	
5	57925	DRIVE COUPLER	1
6	62037	YOKE 1.38"	1
7	58876	KT-CROSS & BEARING 14E SERIES	1

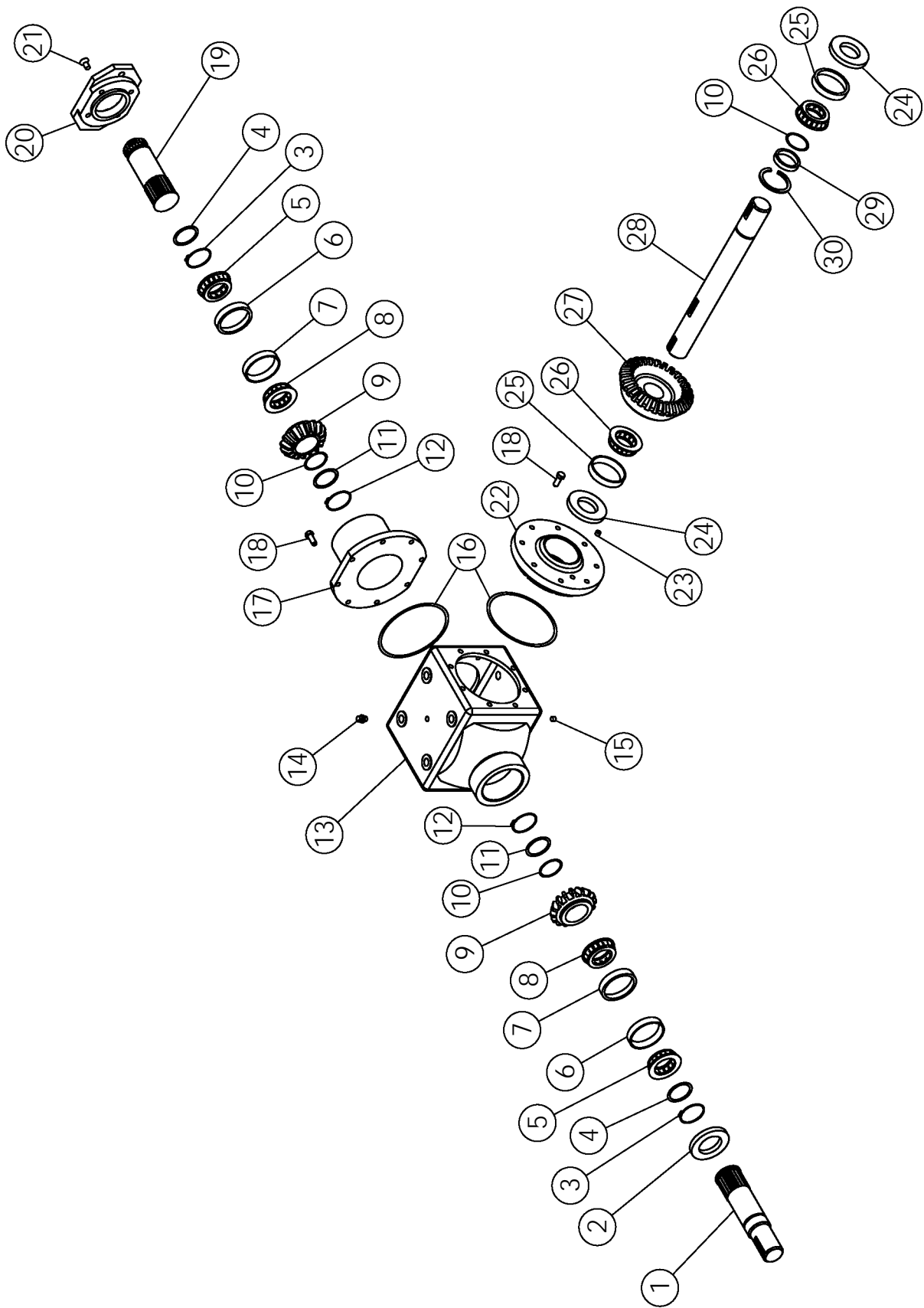


GEARBOX (1.81:1) #63846 (PRIMARY)

ITEM	PART NO.	DESCRIPTION	QTY
1	62721	QUILL SHAFT	1
2	62722	SEAL: 2.00 X 3.263	1
3	62724	SNAP RING	1
4	62723	WASHER 2.00 X .134	1
5	62725	BEARING CONE	1
6	62726	BEARING CUP	1
7	62727	BEARING CUP	1
8	62728	BEARING CONE	1
9	62729	PINION-16 TOOTH	1
10	62730	SHIM: 1.75 X .007	1
11	62731	WASHER 1.75 X .179	1
	68599	WASHER 1.75 X .135	
12	62732	SNAP RING	1
13	62733	CASE-900 SERIES	1
14	64408	VENT PLUG: .50 NPT (SQ. HD.)	1
15	62735	PLUG: .50 NPT	1
16	62736	SHIM-COVER	2
17	64434	PLATE	1
18	1011599	BOLT-HEX: .38 X .75 NC GR5 ZP	8
19	62738	BOLT-HEX: .38 X 1.00 NC GR5 NP	8
20	62742	COVER-OPEN .375 NPT	1
21	62743	PLUG: .38 NPT	1
22	62744	OIL SEAL: 1.75 X .313	2
23	62745	BEARING CUP	2
24	62746	BEARING CONE	2
25	64410	GEAR-29 TOOTH	1
26	64409	THRU SHAFT	1
27	302320	SPACER: 2.25 X .75	1
28	301491	RING-RETAINING: Ø2.25 X .125	1

SHIMS USE AS NEEDED

64457	SHIM COVER
64461	SHIM: 1.375 ID X .007
62730	SHIM: 1.75 ID X .007
69225	SHIM: 2.75 OD X .007
62736	SHIM COVER
301622	SHIM: 3.00 OD X 2.25 ID
301492	SHIM

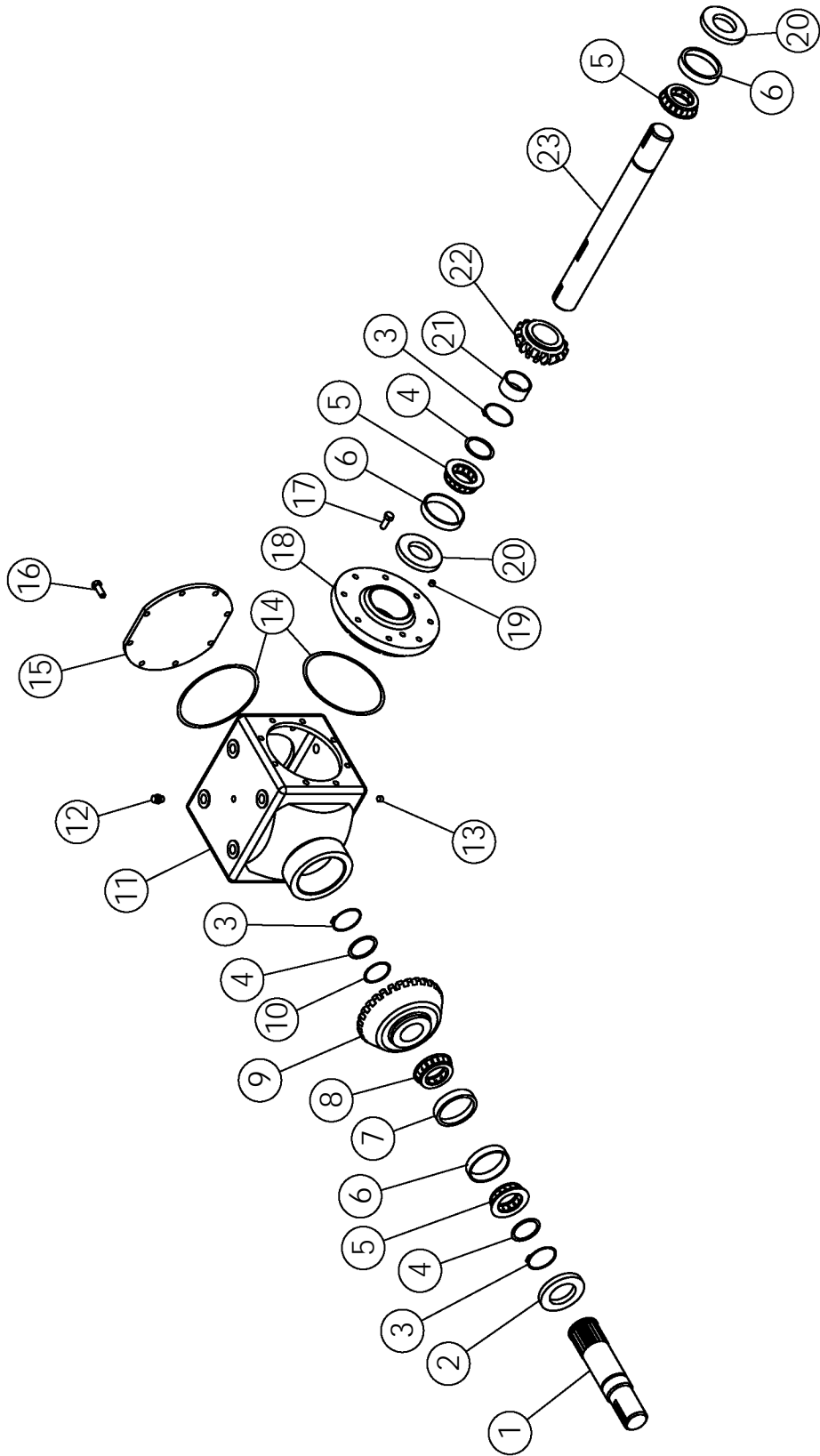


GEARBOX (1.81:1) #62396 (PRIMARY: ONBOARD OPTION)

ITEM	PART NO.	DESCRIPTION	QTY
1	62721	QUILL SHAFT	1
2	62722	SEAL: 2.00 - 3.26	1
3	62724	SNAP RING	2
4	62723	WASHER 2.00 X .13	2
5	62725	BEARING CONE	2
6	62726	BEARING CUP	2
7	62727	BEARING CUP	2
8	62728	BEARING CONE	2
9	62729	PINION-16 TOOTH	2
10	62730	SHIM: 1.75 X .007	3
11	62731	WASHER 1.75 X .179	2
	68599	WASHER 1.75 X .135	
12	62732	SNAP RING	2
13	62733	CASE-900 SERIES	1
14	64408	VENT PLUG: .50 NPT (SQ. HD.)	1
15	62735	PLUG: .50 NPT	1
16	62736	SHIM-COVER	2
17	62737	QUILL HOUSING	1
18	62738	BOLT-HEX: .38 X 1.00 NC GR5 NP	16
19	62739	QUILL SHAFT	1
20	62740	FLANGE: 'SAE B' -2.00 BOLT	1
21	62741	SFHCS: .38 X .75 NC GR5	4
22	62742	COVER-OPEN .38 NPT	1
23	62743	PLUG: .38 NPT	1
24	62744	OIL SEAL: 1.75 X .31	2
25	62745	BEARING CUP	2
26	62746	BEARING CONE	2
27	64410	GEAR-29 TOOTH	1
28	64409	THRU SHAFT	1
29	302320	SPACER: 2.25 X .75	1
30	301491	RING-RETAINING: Ø2.25 X .125	1

SHIMS USE AS NEEDED

64457	SHIM COVER
64461	SHIM: 1.375 ID X .007
62730	SHIM: 1.75 ID X .007
69225	SHIM: 2.75 OD X .007
62736	SHIM COVER
301622	SHIM: 3.00 OD X 2.25 ID
301492	SHIM

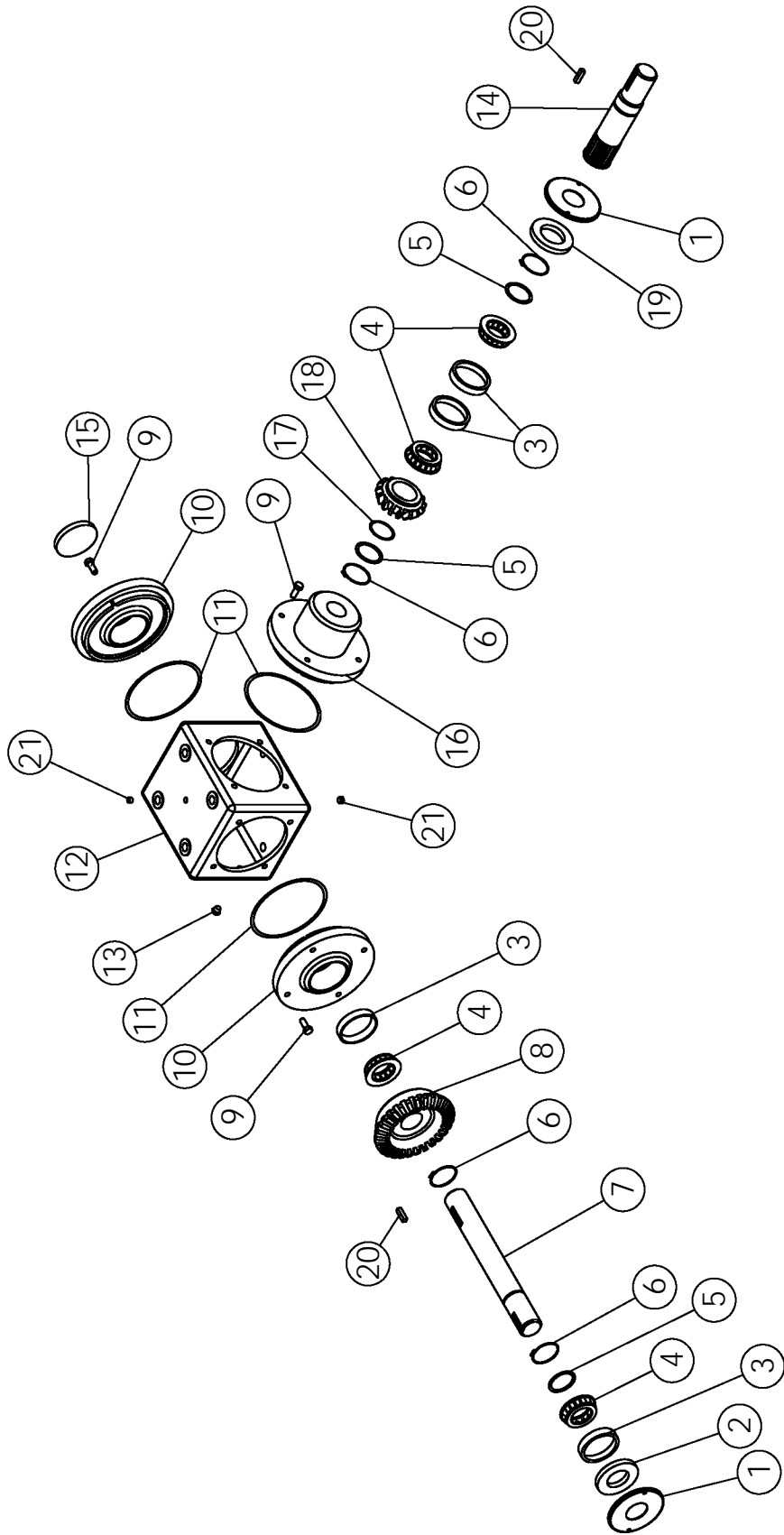


GEARBOX (1.35:1) #63847 (SECONDARY)

ITEM	PART NO.	DESCRIPTION	QTY
1	64435	QUILL SHAFT	1
2	64436	OIL SEAL	1
3	62732	SNAP RING	3
4	62731	WASHER 1.75 X .179	3
	68599	WASHER 1.75 X .135	
5	62746	BEARING CONE	3
6	62745	BEARING CUP	3
7	62727	BEARING CUP	1
8	64443	BEARING CONE	1
9	64444	GEAR-27 TOOTH	1
10	62730	SHIM: 1.75 X .007	1
11	62733	CASE-900 SERIES	1
12	64445	VENT PLUG: .50 NPT	1
13	62735	PLUG: .50 NPT	1
14	62736	SHIM-COVER	2
15	64434	PLATE	1
16	1011599	BOLT-HEX: .38 X .75 NC GR5 ZP	8
17	62738	BOLT-HEX: .375 X 1.00 NC GR5 NP	8
18	62742	COVER-OPEN .375 NPT	1
19	62743	PLUG: .375 NPT	1
20	62744	OIL SEAL: 1.75 X .313	2
21	64446	SPACER TUBE	1
22	64447	PINION-20T	1
23	64448	CROSS SHAFT	1

SHIMS USE AS NEEDED

64457	SHIM COVER
64461	SHIM: 1.375 ID X .007
62730	SHIM: 1.75 ID X .007
69225	SHIM: 2.75 OD X .007
62736	SHIM COVER
301622	SHIM: 3.00 OD X 2.25 ID
301492	SHIM

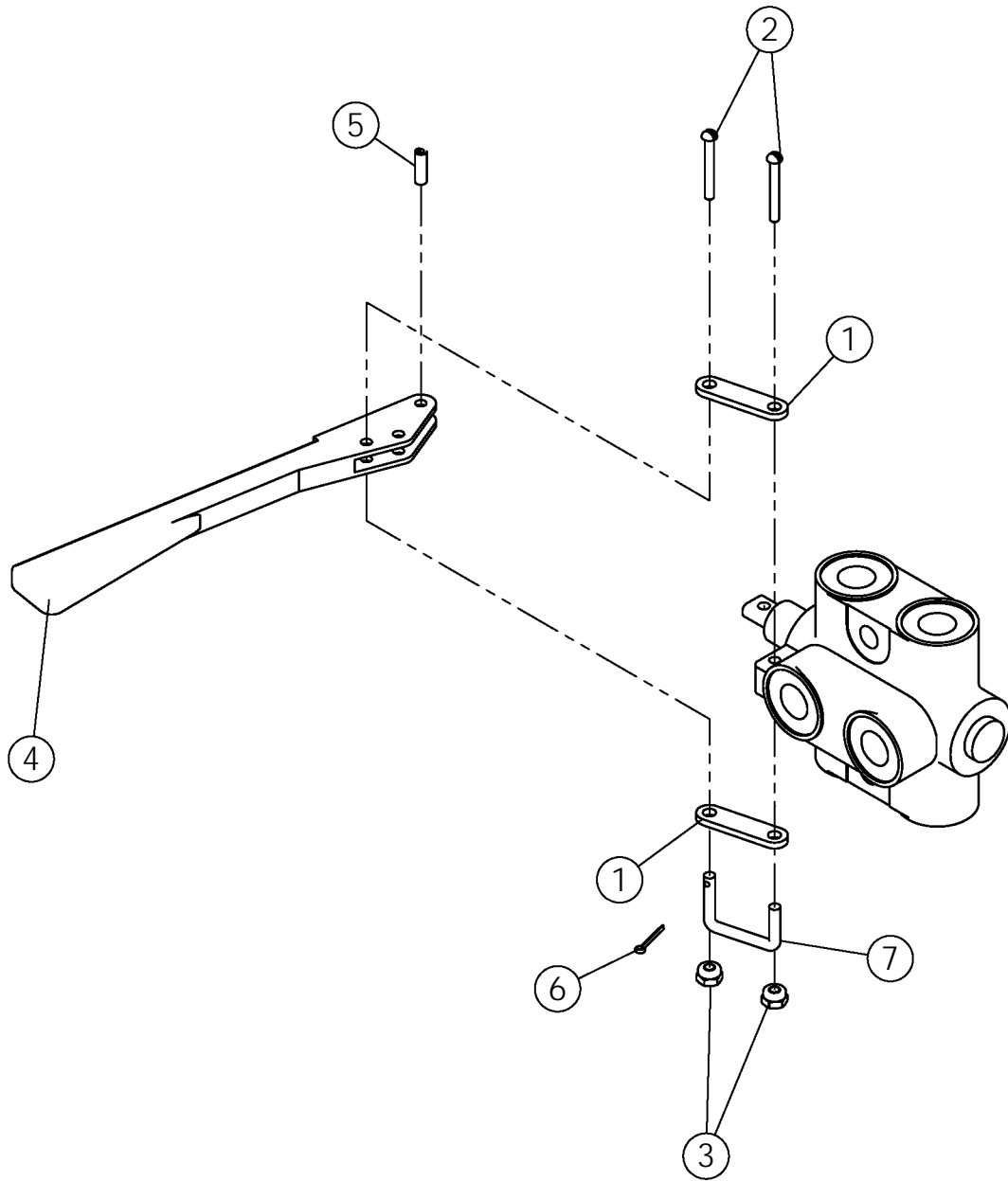


GEARBOX (1:1.35) # 63848 (REAR SCRUB)

ITEM	PART NO.	DESCRIPTION	QTY
1	64332	SHIELD	2
2	64449	OIL SEAL: 1.375 - 2.375	1
3	64450	BEARING CUP	4
4	64451	BEARING CONE	4
5	64452	WASHER: 2.00 X .179	3
6	64453	SNAP RING	4
7	64454	CROSS SHAFT	1
8	64455	GEAR-23 TOOTH	1
9	62738	BOLT-HEX: .38 X 1.00 NC GR5 NP	12
10	64456	COVER-OPEN	2
11	64457	SHIM-COVER	3
12	64458	CASE-M600-3 PORT	1
13	64333	T-VENT PLUG: .25 NPT (SQ. HD.)	1
14	64464	PINION SHAFT	1
15	64459	EXPANSION PLUG	1
16	64460	COVER	1
17	64461	SHIM: 1.375 X .007	1
18	64462	PINION-17T	1
19	64463	OIL SEAL: 1.375 - 2.562	1
20	302319	KEY: 5/16 SQ. X 1.175	2
21	62743	PLUG: .375 NPT	2

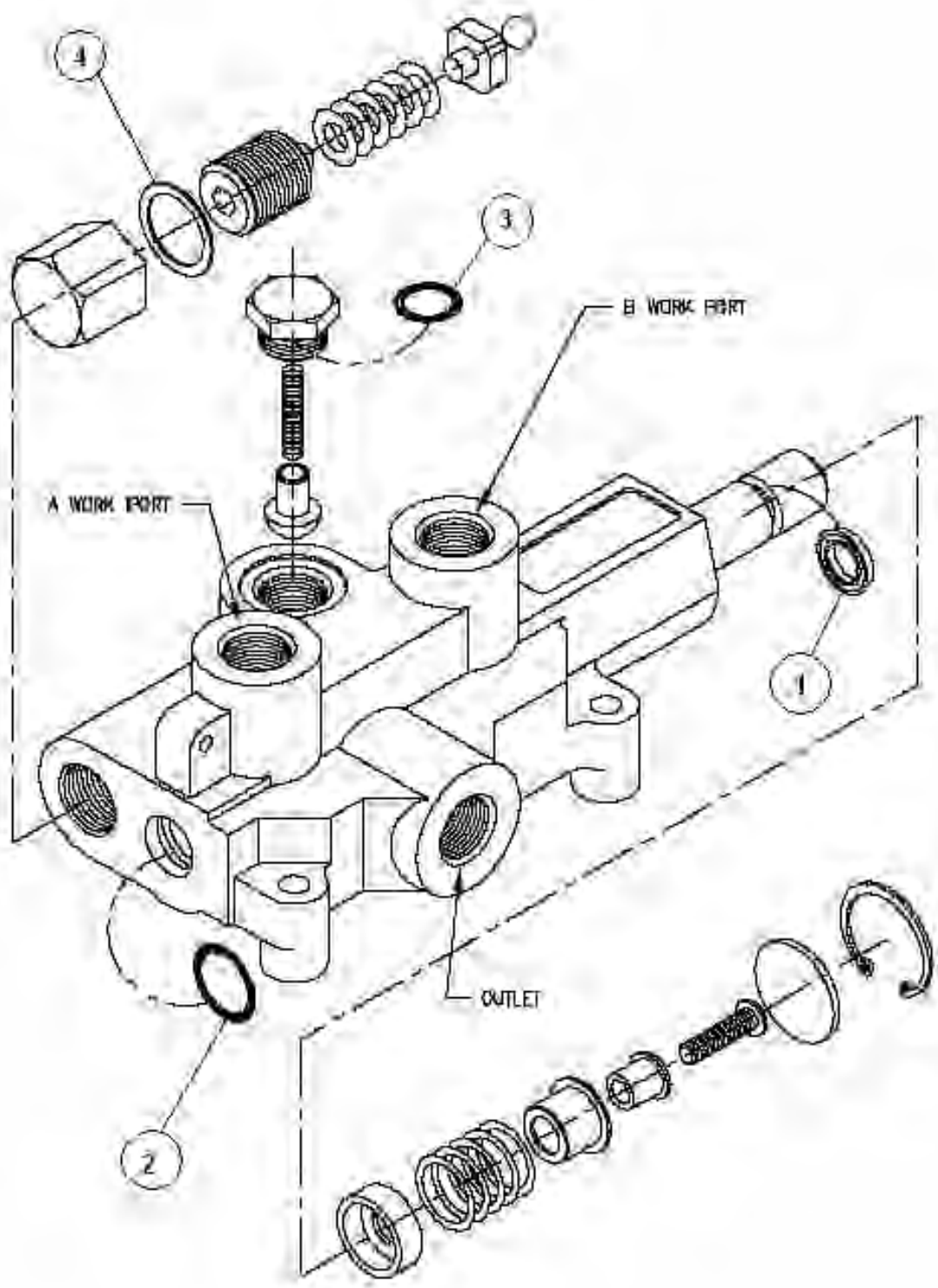
SHIMS USE AS NEEDED

64457	SHIM COVER
64461	SHIM: 1.375 ID X .007
62730	SHIM: 1.75 ID X .007
69225	SHIM: 2.75 OD X .007
62736	SHIM COVER
301622	SHIM: 3.00 OD X 2.25 ID
301492	SHIM



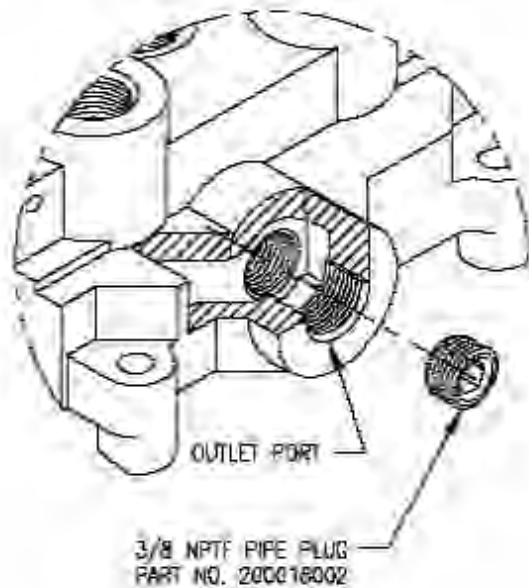
SELECTOR VALVE #58470

ITEM	PART NO.	DESCRIPTION	QTY
	64432	QUAD RING SEAL KIT	2
	58470-1	HANDLE KIT	1
1	68060	PLATE-TAB SELECTOR VALVE ZP	2
2	1011303	SCREW-MACH RND SLT: #10-24 X 1.25	2
3	65712	NUT-NYLOCK: 10-24 GR2 SS	2
4		HANDLE	1
5		SPRING PIN	1
6		PIN-COTTER HANDLE	1
7		CLIP-HANDLE	1



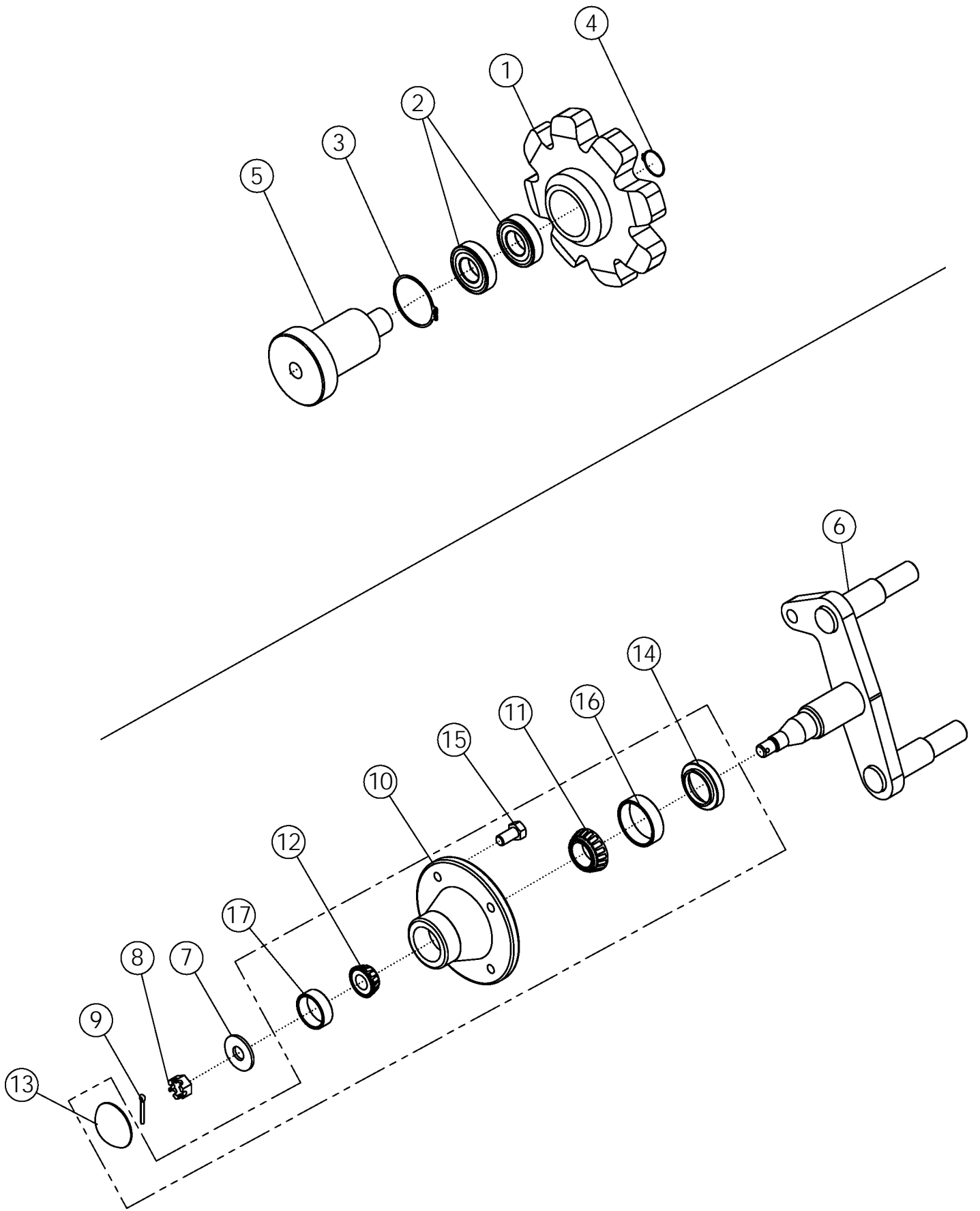
ROW FINDER VALVE #301150

ITEM	PART NO.	DESCRIPTION	QTY
	62757	SEAL KIT	
1		U-CUP	1
2		O-RING	1
3		O-RING	1
4		ALUMINUM WASHER	1



OPEN CENTER TO CLOSED CENTER CONVERSION

THIS FEATURE ALLOWS AN OTHERWISE OPEN CENTER VALVE TO BE CONVERTED TO CLOSED CENTER OPERATION. AS SHOWN ABOVE, A 3/8 NPTF PIPE PLUG IS INSTALLED IN THE BOTTOM OF THE OUTLET PORT TO BLOCK OPEN CENTER PASSAGE. A PIPE THREAD SEALANT SHOULD BE USED. THIS FEATURE IS STANDARD ON ALL VALVES WITH 3/4 NPTF INLET AND OUTLET PORTS. THE PIPE PLUG IS INCLUDED WITH THESE MODELS. DISCARD THE PIPE PLUG IF THE VALVE IS USED ON AN OPEN CENTER APPLICATION.



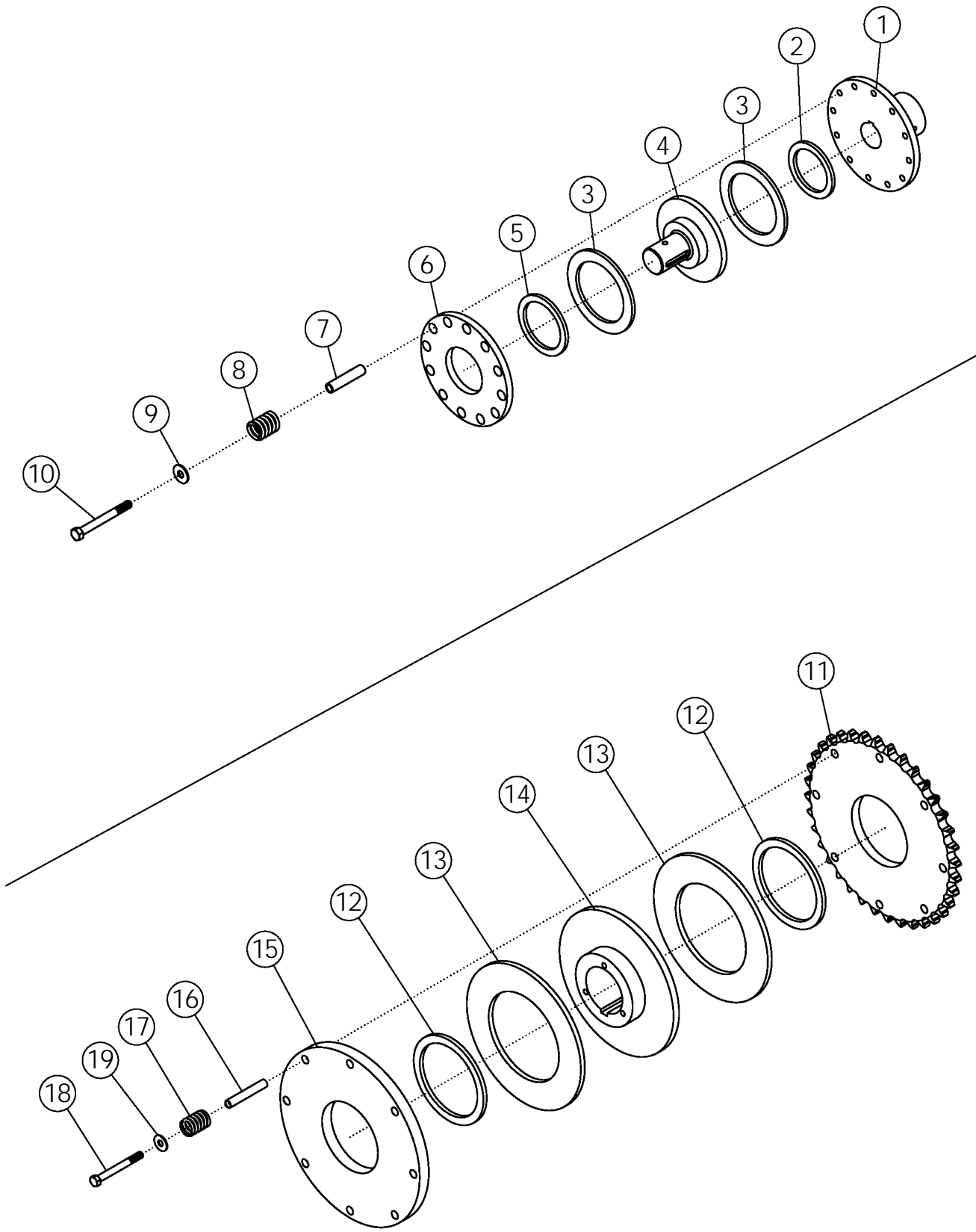
SPROCKET #54824

ITEM	PART NO.	DESCRIPTION	QTY
1	56893	SPROCKET 56MM 8T	1
2	54108	BEARING 2"	2
3	54151	SNAP RING SR11	1
4	54154	SNAP RING SR3	1
5	56892	STUB SHAFT	1

BELT TIGHTENER #56422

ITEM	PART NO.	DESCRIPTION	QTY
6	56421	WLDMT - SPINDLE	1
7	1013623	BUSHING-MACH: .63 NP	2
8	1013625	NUT-HEX: SLOT .63 NF GR5 ZP	1
9	1013626	PIN-COTTER: .16 X 1.25 ZP	1
10	1015157*	HUB-MACHINING	1
11	52245*	BEARING CONE-INNER	1
12	1013620*	CONE-BEARING	1
13	1013622*	HUB CAP	1
14	1029527*	SEAL	1
15	54646*	BOLT-LUG .50 X 1.00	4
16	1012360*	CUP-BEARING: LM 67010	1
17	1013268*	CUP-BEARING: LM 11910	1
18	56951	ASSY-HUB	1

*Items are included in item 18



SLIP CLUTCH (IN-LINE) #57926

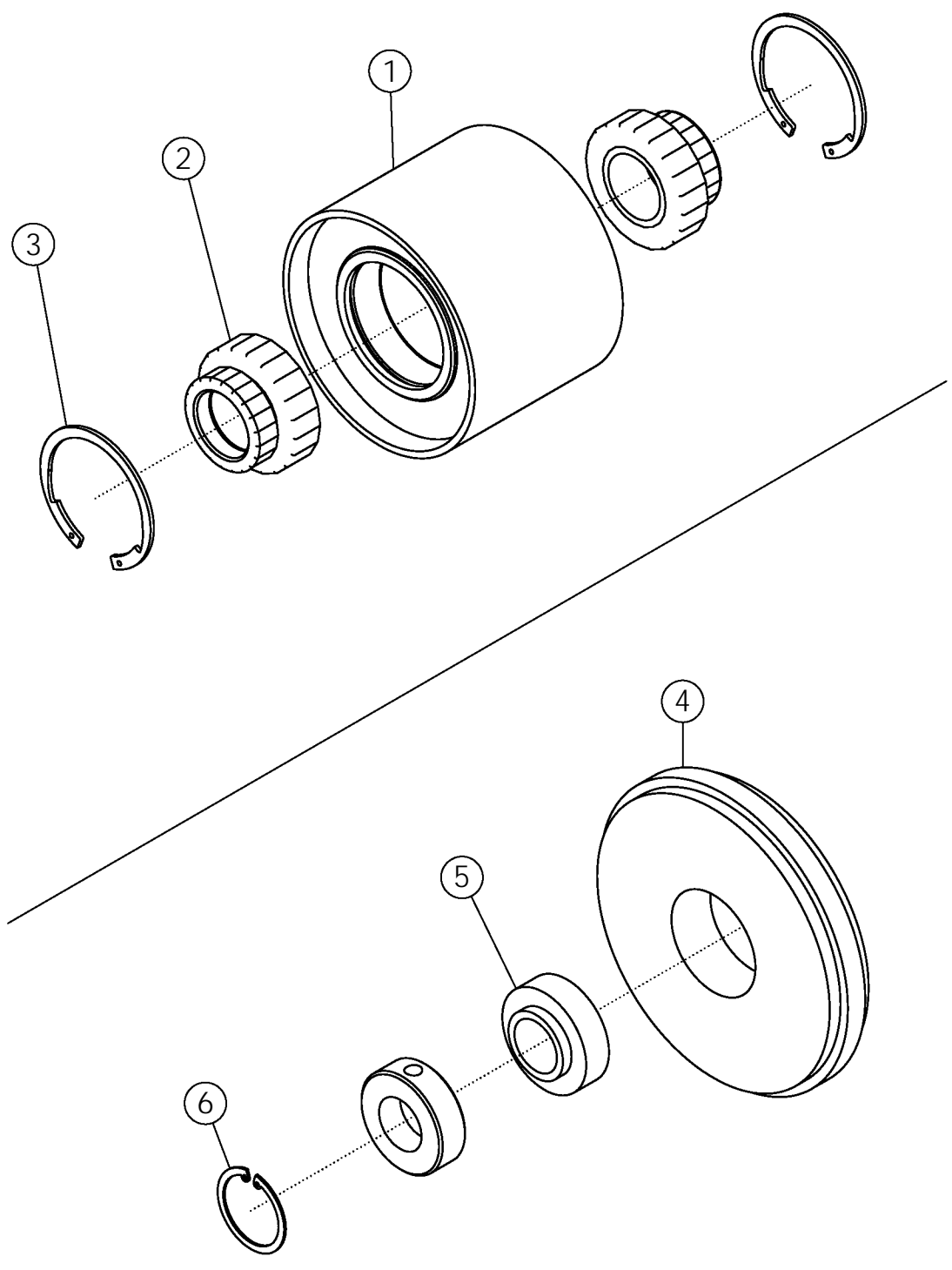
ITEM	PART NO.	DESCRIPTION	QTY
1	58168	HUB-DRIVE	1
2	58169	BUSHING-BRONZE	1
3	58170	DISC-FIBER	2
4	58171	HUB-SLIP CLUTCH	1
5	58172	BUSHING-BRONZE	1
6	58173	PLATE-SLIP CLUTCH	1
7	301701	TUBE-SLIP CLUTCH (2.38)	6
8	58174	SPRING-SLIP CLUTCH	6
9	1011828	WASHER-FLAT: .38 ZP	6
10	58176	BOLT-HEX: .38 X 3.50 NC GR5 ZP	6

SLIP CLUTCH/SPOCKET #57993

ITEM	PART NO.	DESCRIPTION	QTY
11	58177	SPROCKET	1
12	58207	BUSHING-BRONZE	2
13	58215	DISC-FIBER	2
14	58209	HUB-CLUTCH	1
15	58211	PLATE-SLIP CLUTCH	1
16	58213	TUBE-SLIP CLUTCH (2.870")	8
17	58174	SPRING-SLIP CLUTCH	8
18	58176	BOLT-HEX: .38 X 3.50 NC GR5 ZP	8
19	1011828	WASHER-FLAT: .38 ZP	8

SLIP CLUTCH/SPOCKET #58335

ITEM	PART NO.	DESCRIPTION	QTY
11	58566	SPROCKET	1
12	58208	BUSHING-BRONZE	2
13	58216	DISC-FIBER	2
14	58210	HUB-CLUTCH	1
15	58212	PLATE-SLIP CLUTCH	1
16	301701	TUBE-SLIP CLUTCH (2.38)	6
17	58174	SPRING-SLIP CLUTCH	6
18	1013239	BOLT-HEX: .38 X 3.00 NC GR5 ZP	6
19	1011828	WASHER-FLAT: .38 ZP	6



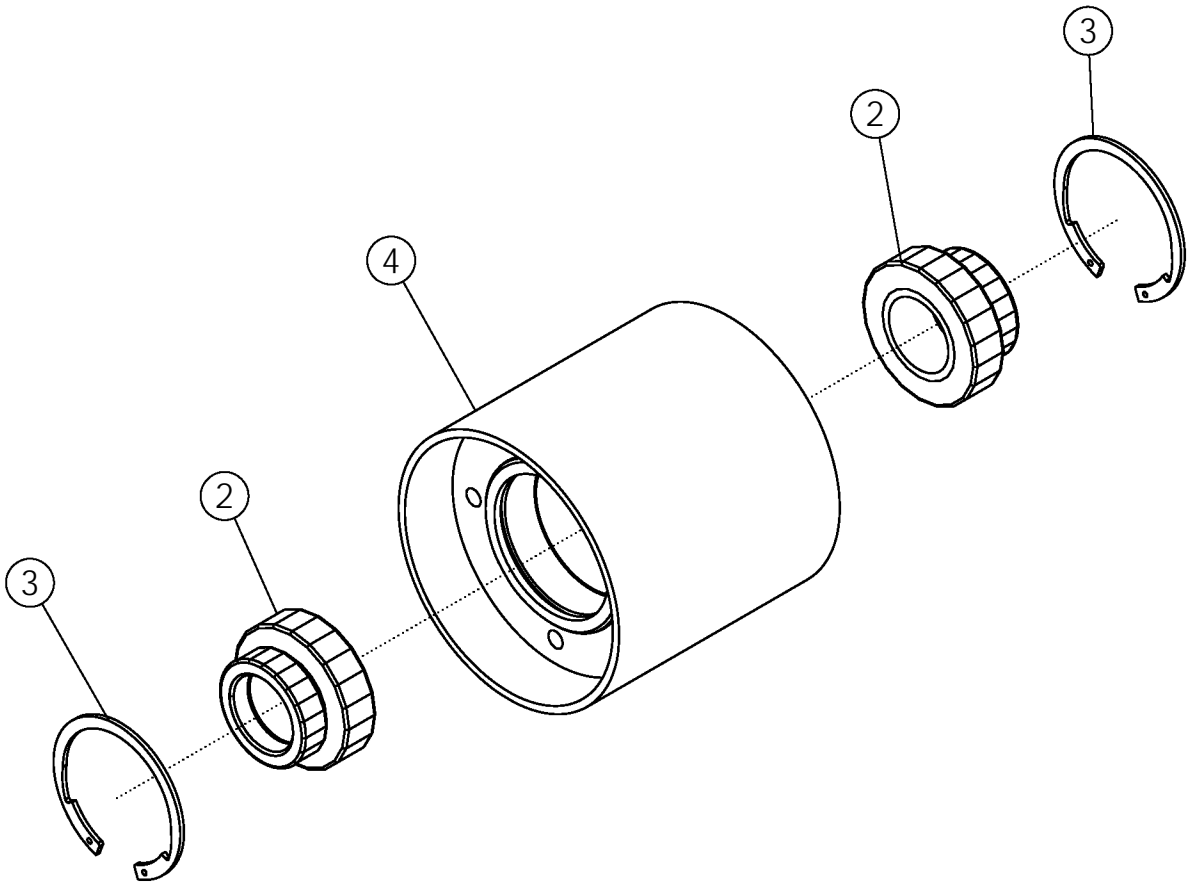
IDLER PULLEY #56406

ITEM	PART NO.	DESCRIPTION	QTY
1	56405	WLDMT-PULLEY	1
2	56399	BALL BEARING 1.75	2
3	56400	RETAINING RING	2

SPROCKET IDLER #56851

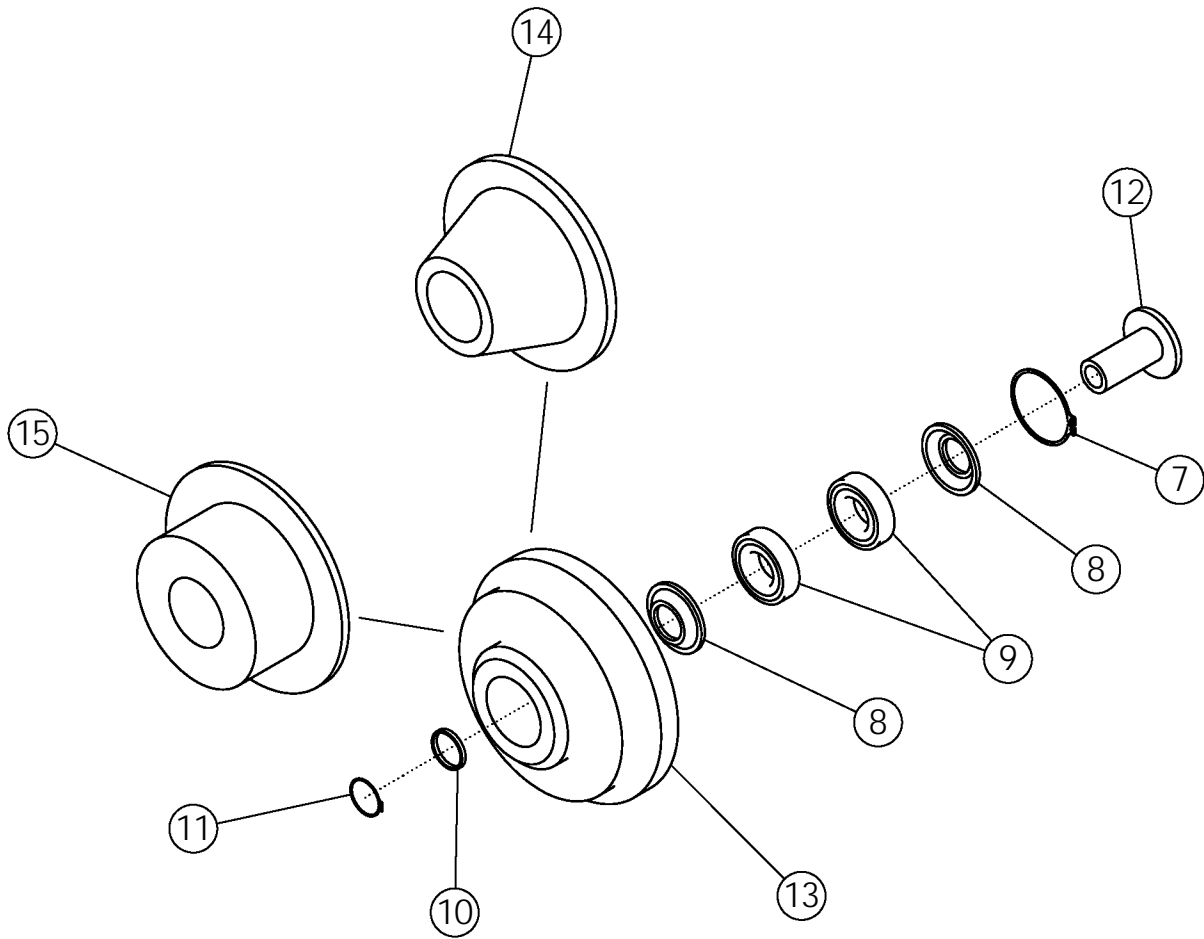
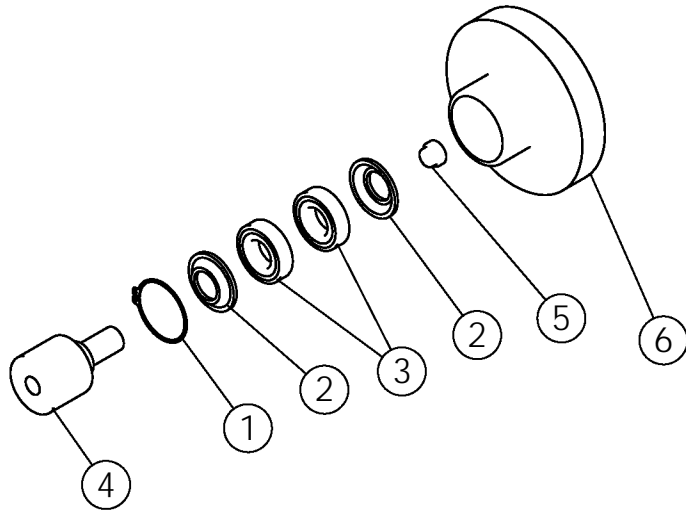
ITEM	PART NO.	DESCRIPTION	QTY
4	56851	IDLEMASTER 8.50 X 1.44	1
5	58806*	BEARING-IDLER	1
6	58805*	SNAP-RING	1

* COMES WITH ITEM 4



REVERSE PULLEY #301822

ITEM	PART NO.	DESCRIPTION	QTY
1	301823	WLDMT-REVERSE PULLEY	1
2	56399	BALL-INSERT 1-3/4"	2
3	56400	RETAINING RING	2

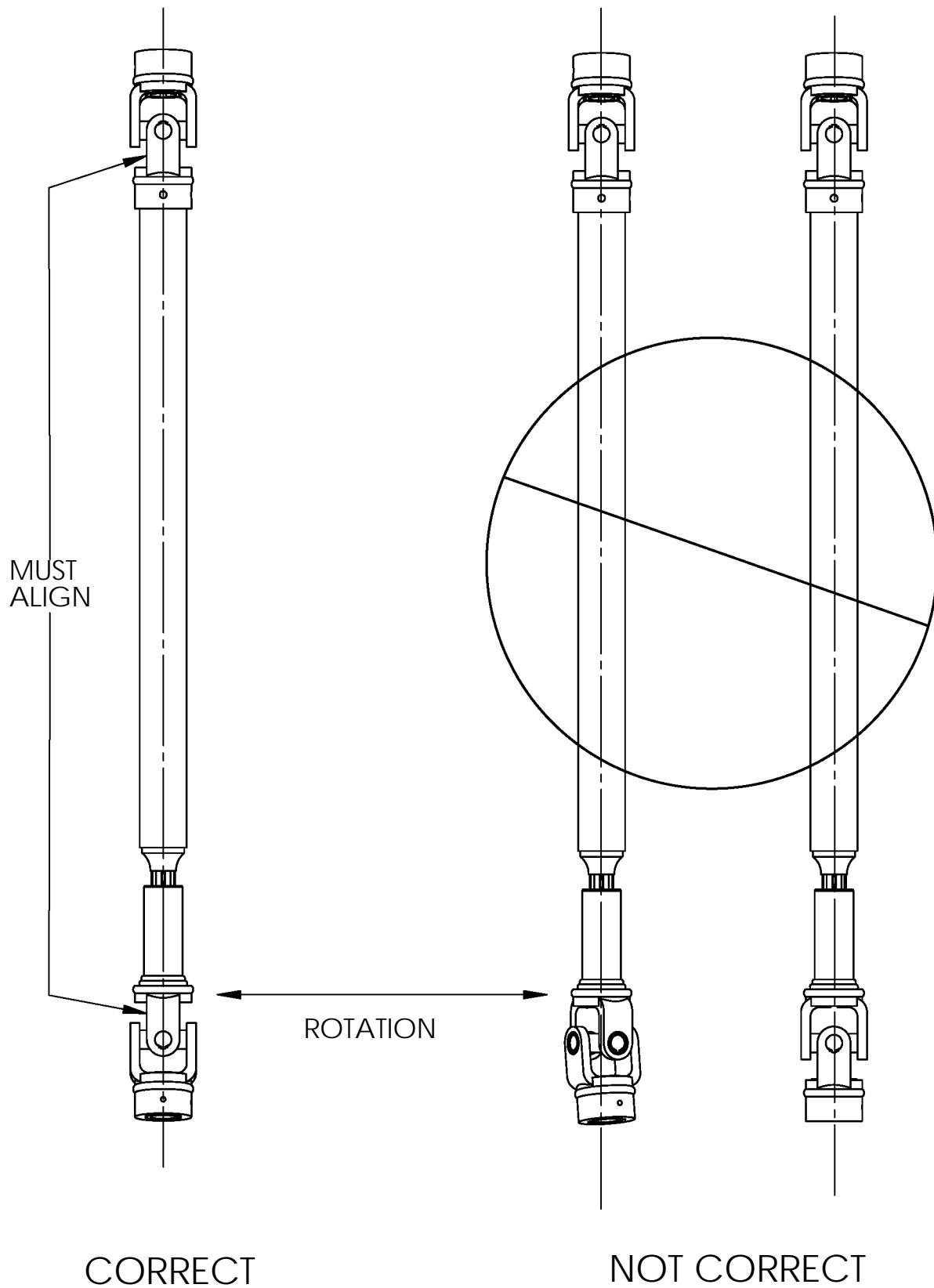


ROLLERS

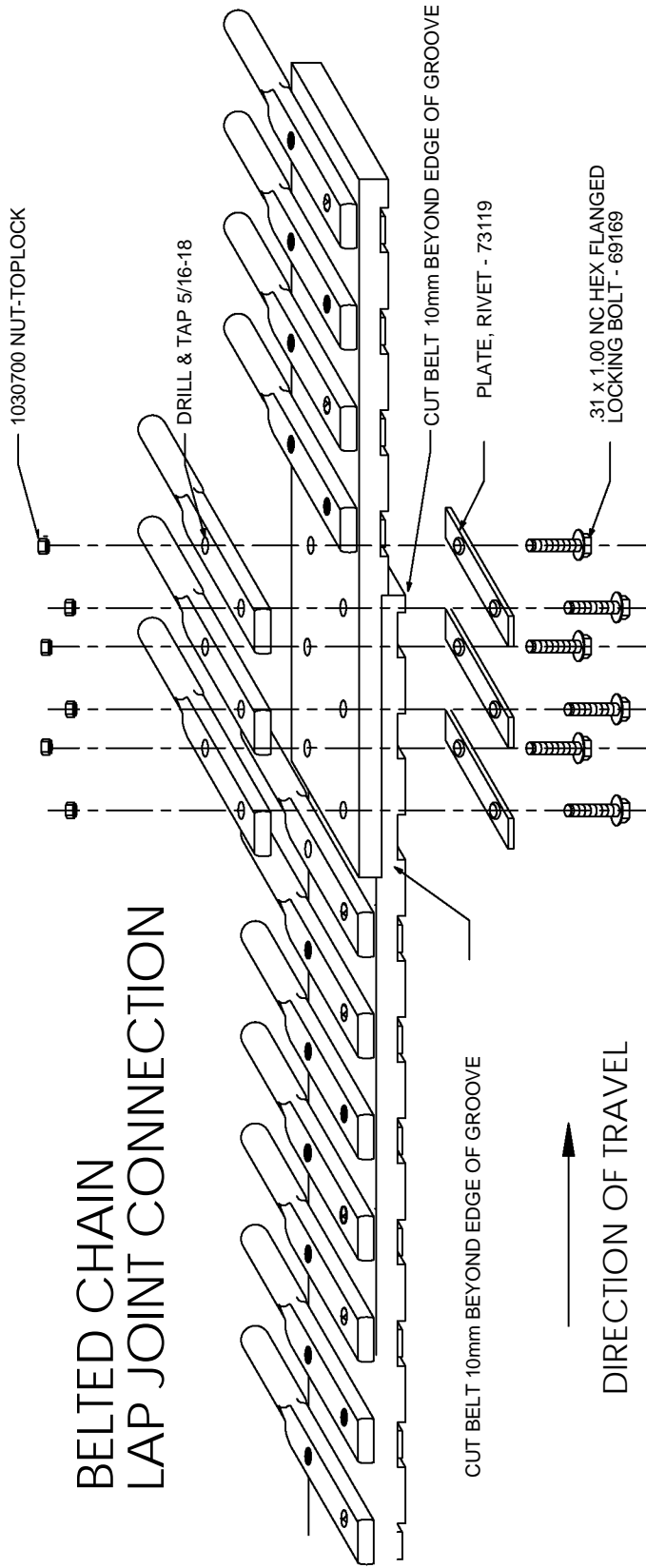
ITEM	PART NO.	DESCRIPTION	QTY
1	54151	SNAP RING SR11	1
2	54152	WASHER	2
3	54108	BEARING 2"	2
4	56885	STUB SHAFT LONG	1
5	62702	STUB SHAFT SHORT	1
6	54042**	ROLLER-STEP 6"	1
* *COMES WITH ITEMS 1-5			
7	54151	SNAP RING SR11	1
8	54152	WASHER	2
9	54108	BEARING 2"	2
10	54153	SPACER-NRS	1
11	54154	SNAP RING SR3	1
12	56889	STUB SHAFT	1
13	53951*	ROLLER-STEP FLANGE 7"	1
12	54155	STUB SHAFT	1
14	53950*	ROLLER-CONE 6"	1
12	54155	STUB SHAFT	1
15	59057*	ROLLER-RUBBER FLANGE 6.5"	1

* COMES WITH ITEMS 7-12

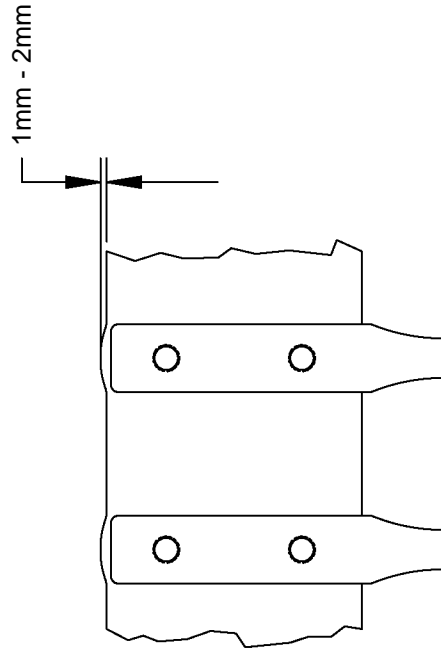
SCRUB DRIVELINE ASSEMBLY



BELTED CHAIN LAP JOINT CONNECTION



WARNING : ENSURE THAT SCREWS ARE SUFFICIENTLY TIGHT TO PRODUCE A BULGE AT THE EDGE OF THE BELT OF BETWEEN 1 AND 2mm (SEE DIAGRAM). FAILURE TO DO SO MAY CAUSE PREMATURE FAILURE AND VOID YOUR WARRANTY

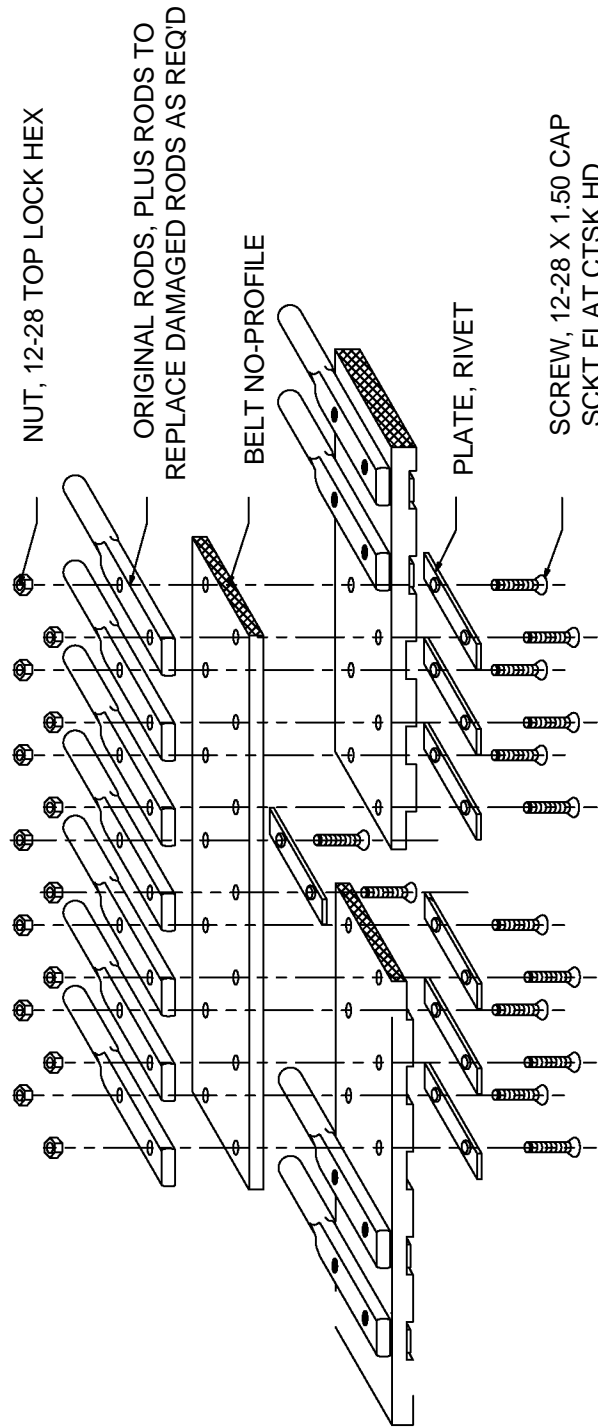


Elevator (Standard)				
Machine	Rod Diameter	ST	FLT	
6R/8R	0.5	73122	69336	
Elevator (Double)				
Machine	Rod Diameter	ST	FLT	
6R/8R	0.5	301528	301526	
Apron				
Machine	Rod Diameter	ST	UP	
6R22/8R22	0.5	73122	73123	
6R22/8R22	0.625	69660	69661	
6R30	0.625	64994	69953	

REPAIR KIT - BELTED CHAIN #69541

KIT CONSISTS OF:

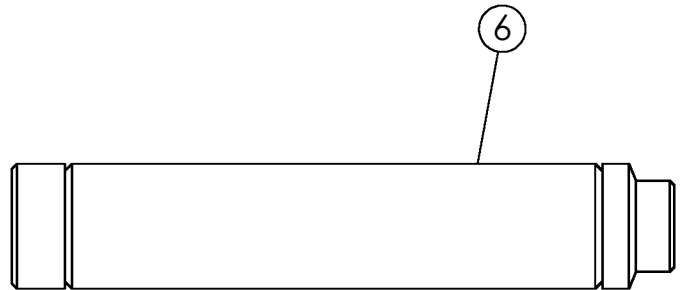
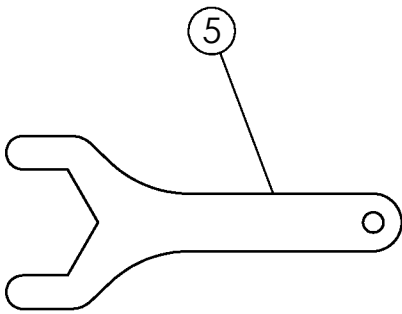
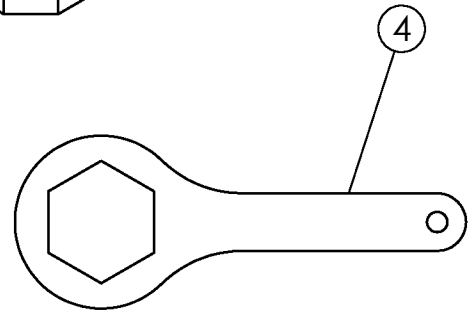
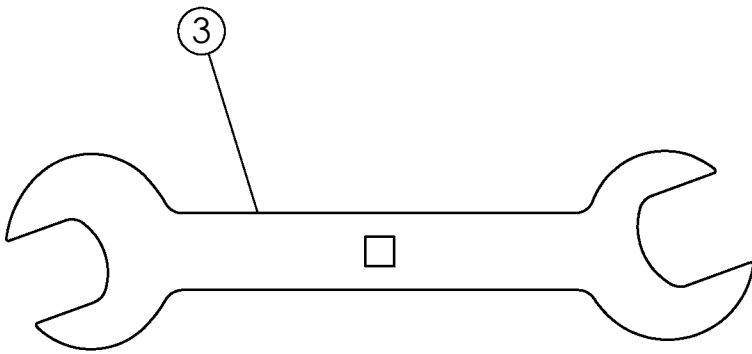
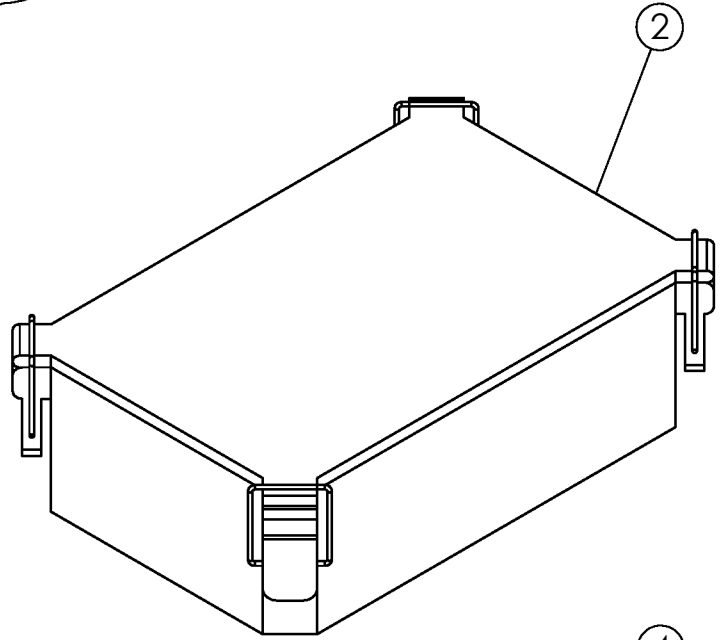
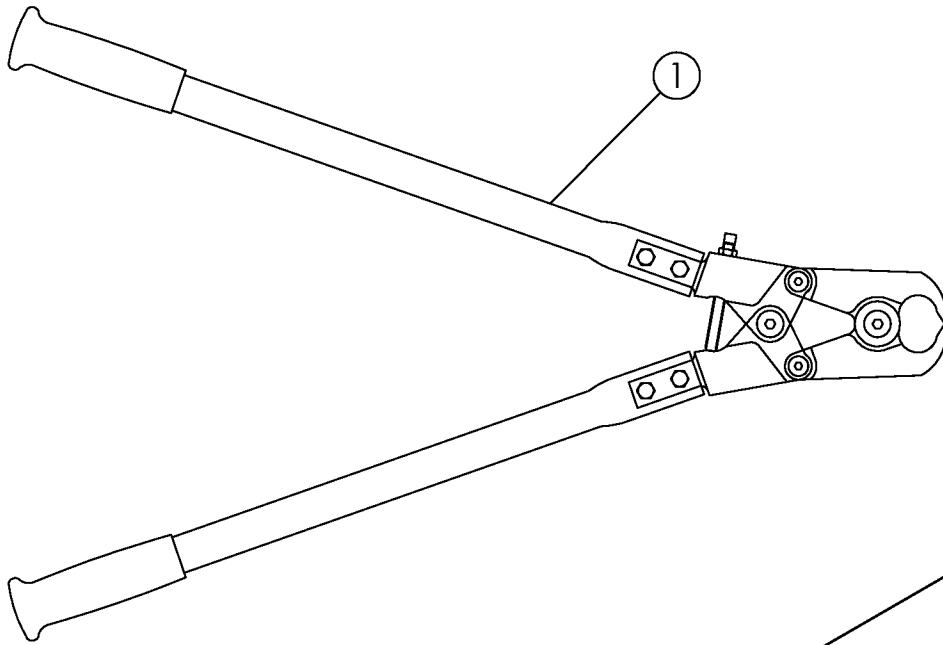
- 1.25 FT - BELT, NO-PROFILE
- 8 EA - PLATE, RIVET
- 16 EA - SCREW
- 16 EA - NUT



REPAIR PROCEDURE

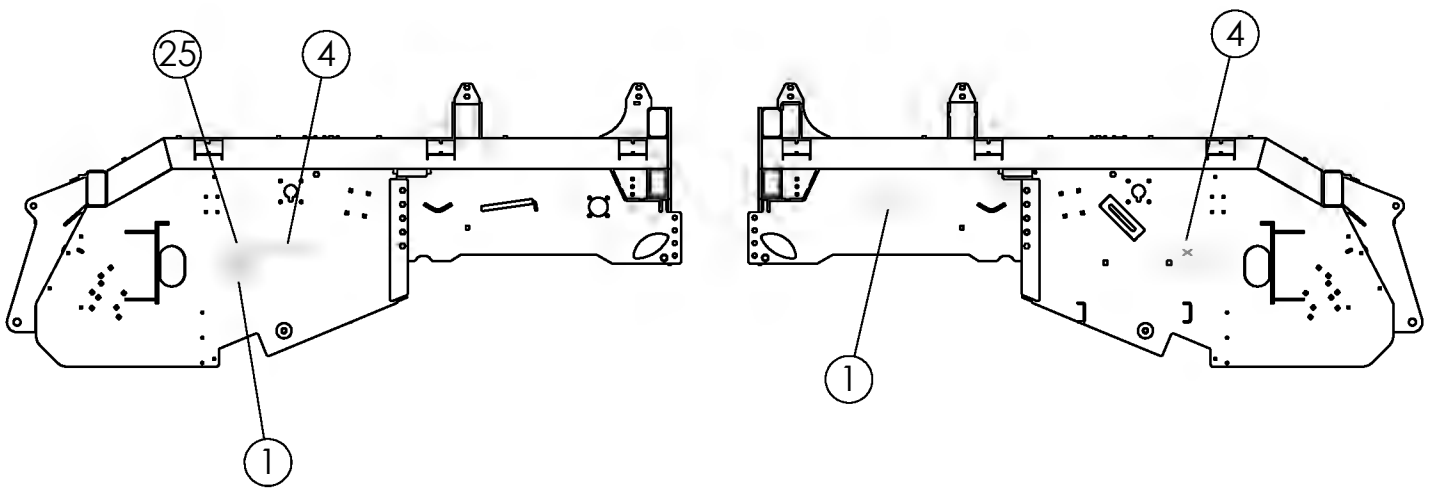
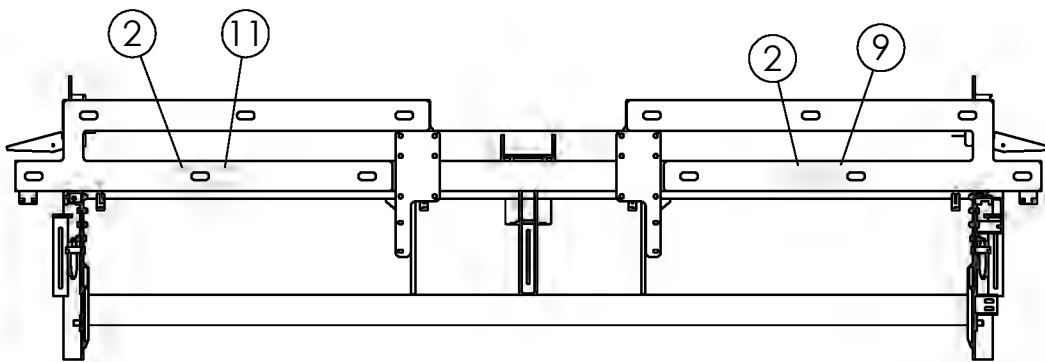
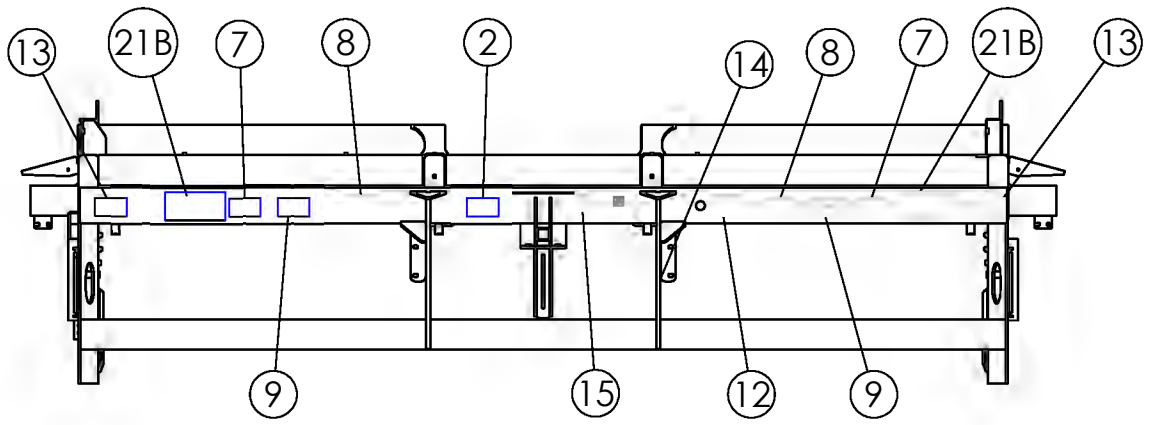
1. REMOVE RIVETS 3 PITCHES (MIN) EACH SIDE OF DAMAGED BELT.
2. TRIM OUT DAMAGED BELT.
3. CUT NO-PROFILE BELT TO GIVE MINIMUM OF 3 PITCHES OVERLAP BOTH SIDES OF DAMAGE.
4. LAY NO-PROFILE BELT ON BELT TO BE REPAIRED AND DRILL HOLES TO MATCH PITCH.
5. ASSEMBLE AS SHOWN.
6. TIGHTEN SCREWS TO FORM APPROXIMATELY 2mm BELT SWELL AT BOLTED JOINT.
7. CUT OFF SCREWS NEXT TO NUTS.
8. PEEN SCREWS TO SECURE NUTS.

INTENTIONALLY LEFT BLANK



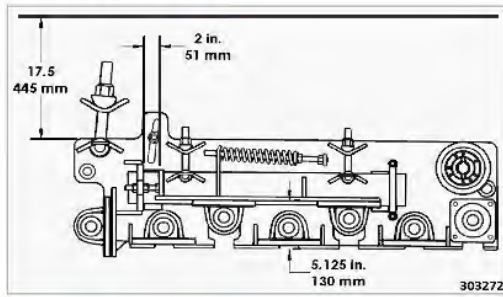
TOOLS

ITEM	PART NO.	DESCRIPTION	QTY
1	62802	TOOL-EASY CUTTER	1
2	303530	KT-ADC/AHC DIAGONSTIC TOOLS	1
	303521	HARNESS-2 PIN LIGHTED EXTENSION 4"	1
	303522	HARNESS-VALVE COIL VOLTAGE DIAGNOSTICS	1
	303523	HARNESS-WAND/BASKET VOLTAGE DIAGNOSTICS	1
	303524	HARNESS-ADC REAR CYL VOLTAGE DIAGNOSTICS	1
	303525	HARNESS-AHC REAR CYL VOLTAGE DIAGNOSTICS	1
	303526	HARNESS-VAVLE COIL TO POWER PACK	1
	303527	BATTERY-5V/12V OUTPUT POWER PACK	1
	303528	MANUAL-ADC/AHC DIAGONSTIC REFERENCE GUIDE	1
	303529	CASE-MILWAUKEE SMALL PACK OUT	1
	303696	HARNESS-VALVE COIL TO POWER PACK 12V	1
	303697	TESTER-POTENTIOMETER VOLTAGE TESTER (HEADSIGHT)	1
3	64320	WRENCH-TRANTORQUE	1
4	72417	WRENCH-BOX END	1
5	72418	WRENCH-OPEN END	1
6	59107	WLDMT-SOCKET 2.25 (1.75 BORE TT)	1
	59108	WLDMT-SOCKET 2.50 (2.00 BORE TT)	
	64820	WLDMT-SOCKET 2.75 (2.25 BORE TT)	

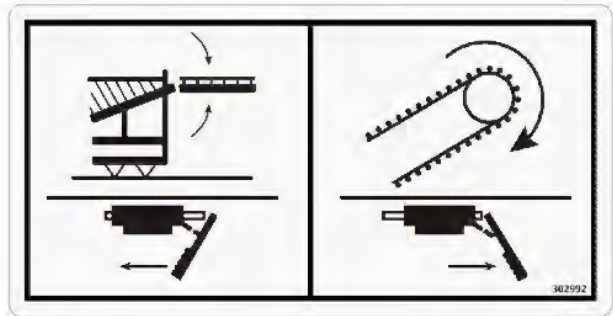


DECALS

1 303272 QTY 2



6 302992 QTY 1



2 9971011 QTY 4



7 9971015 QTY 2



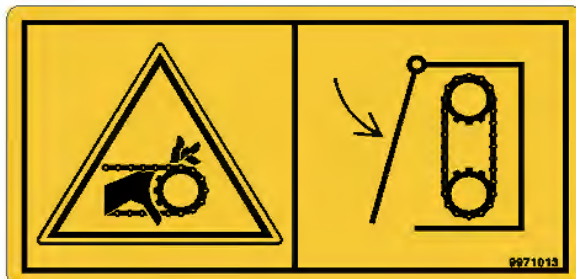
3 9971021 QTY 1



8 303263 QTY 2



4 9971013 QTY 3



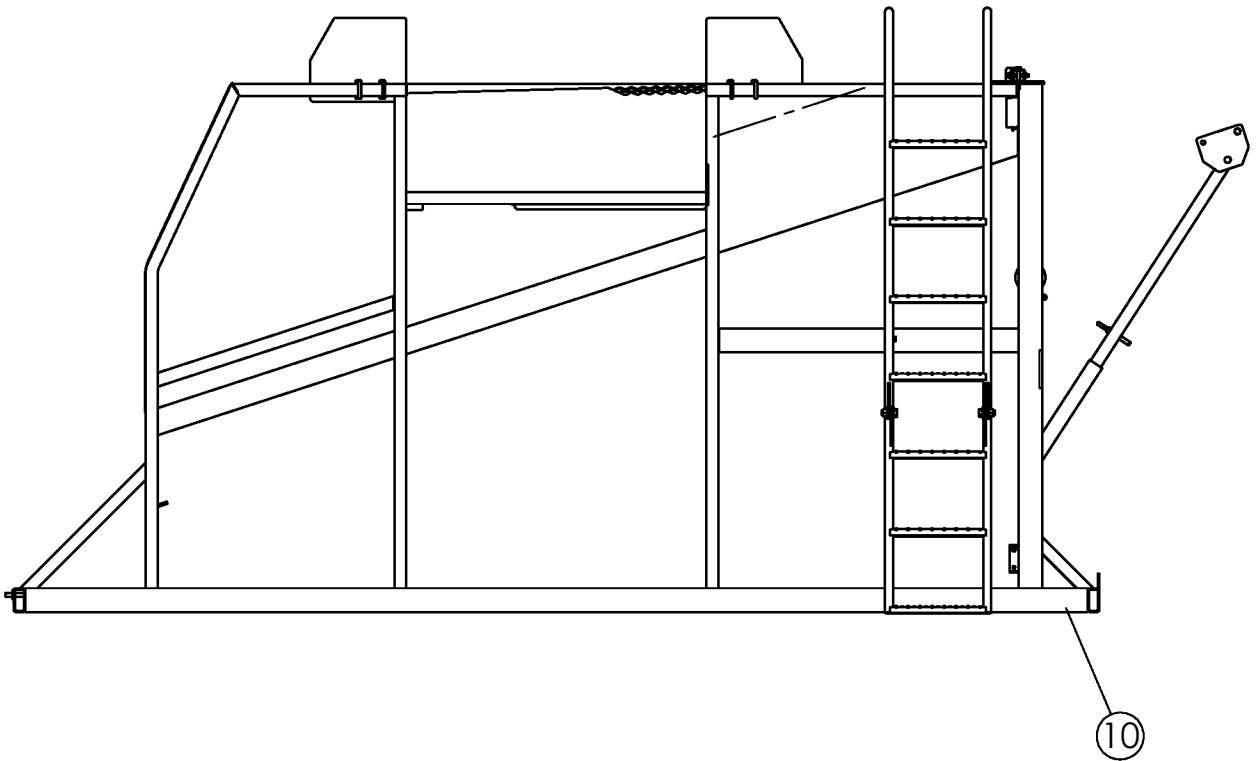
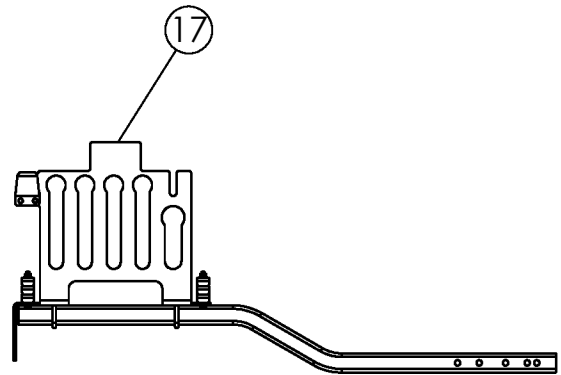
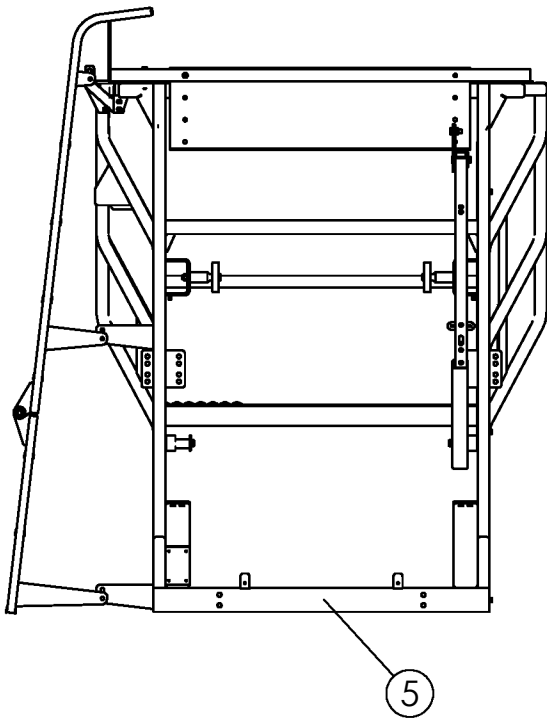
9 303268 QTY 5



5 9971025 QTY 1



CONTINUED



DECALS (CONTINUED)

10 303277 QTY 1



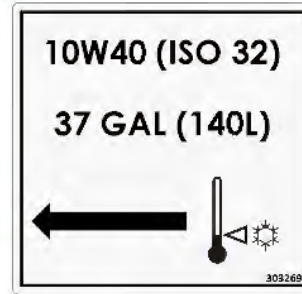
15 997867 QTY 2



11 9971015 QTY 1



16 303269 QTY 2



12 997861 QTY 1



17 303849 QTY 1


Hose Color Chart - 2300/2500		
Black	Hitch or Fasse Valve	
Blue	Row Finder Constant	
Yellow	Row Finder Override	
Green	Elevator	
Orange	Active Depth Control * or Rear Lift	
Red	Rear Steering	
Blue/ Yellow	Left Rear Steer	or Left Rear Lift
Red/ Green	Right Rear Steer	or Right Rear Lift
Green/ Yellow	Wheel or Scrub Drive	
Yellow/ Red	ADC and Row Finder Constant *	

*Case Drain Line Must Be Used When Using the ADC Valve
*Load Sense Line Must Be Used When Using Power Beyond

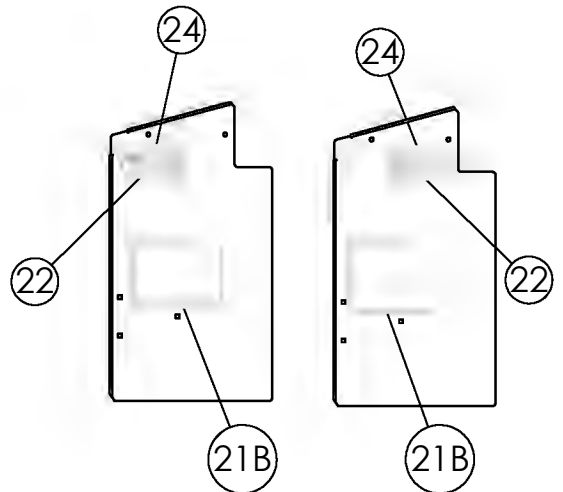
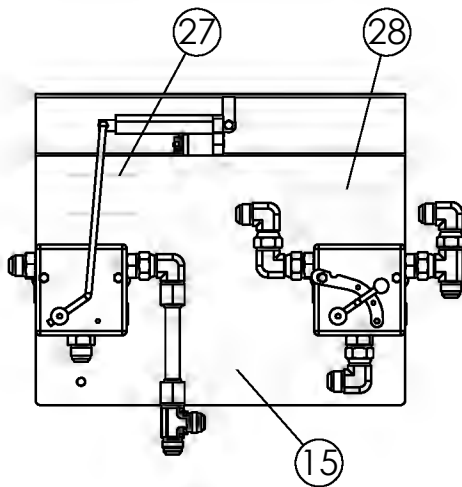
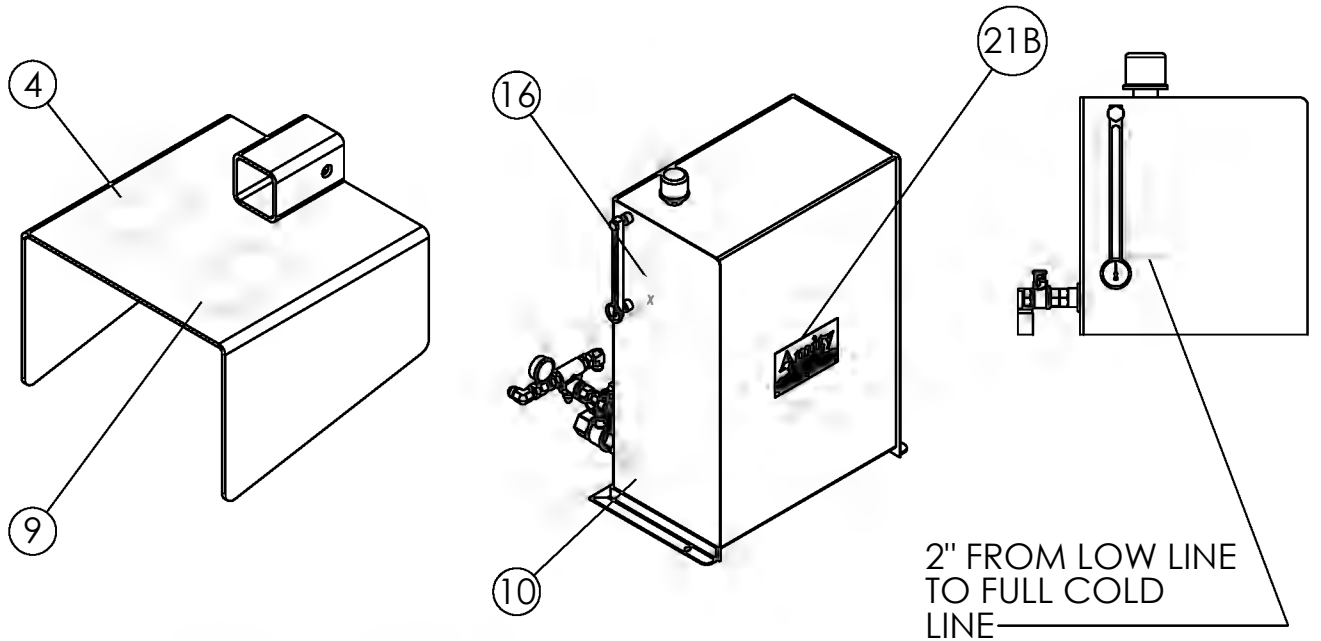
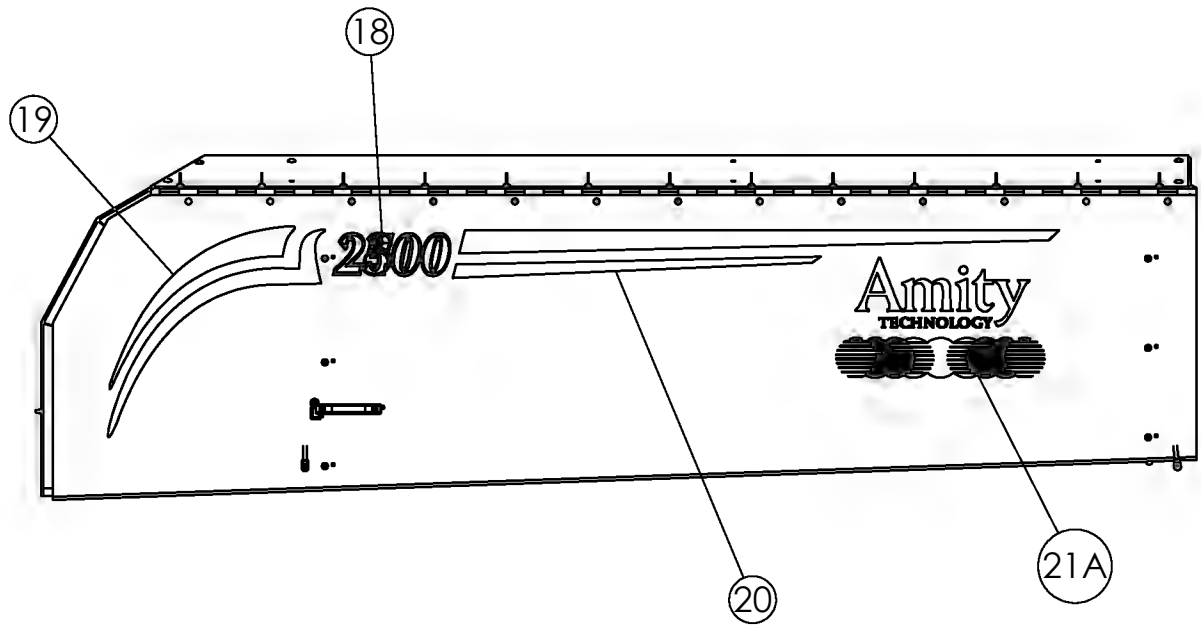
13 303265 QTY 2



14 997859 QTY 1



CONTINUED



DECALS (CONTINUED)


18 69292 2500 QTY 1
 69291 2400
 69290 2300

2400

21A 69399 QTY 2 LARGE LOGO
 21A 63465 QTY 5 SMALL LOGO




19 69294 LH QTY 1
 69297 RH QTY 1 NOT SHOWN



22 65330 QTY 2



23 65331 QTY 4



24 65332 QTY 2



20 69295 LH QTY 1 69298 RH NOT SHOWN QTY 1



25 62873 QTY 1

Cleaning Bed Speed and Spring Adjustment

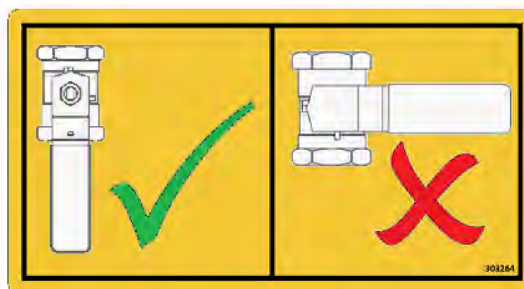
Spring Compression Adjustment				
B	13.50 In	34 cm		
C	8.50 In	22 cm		

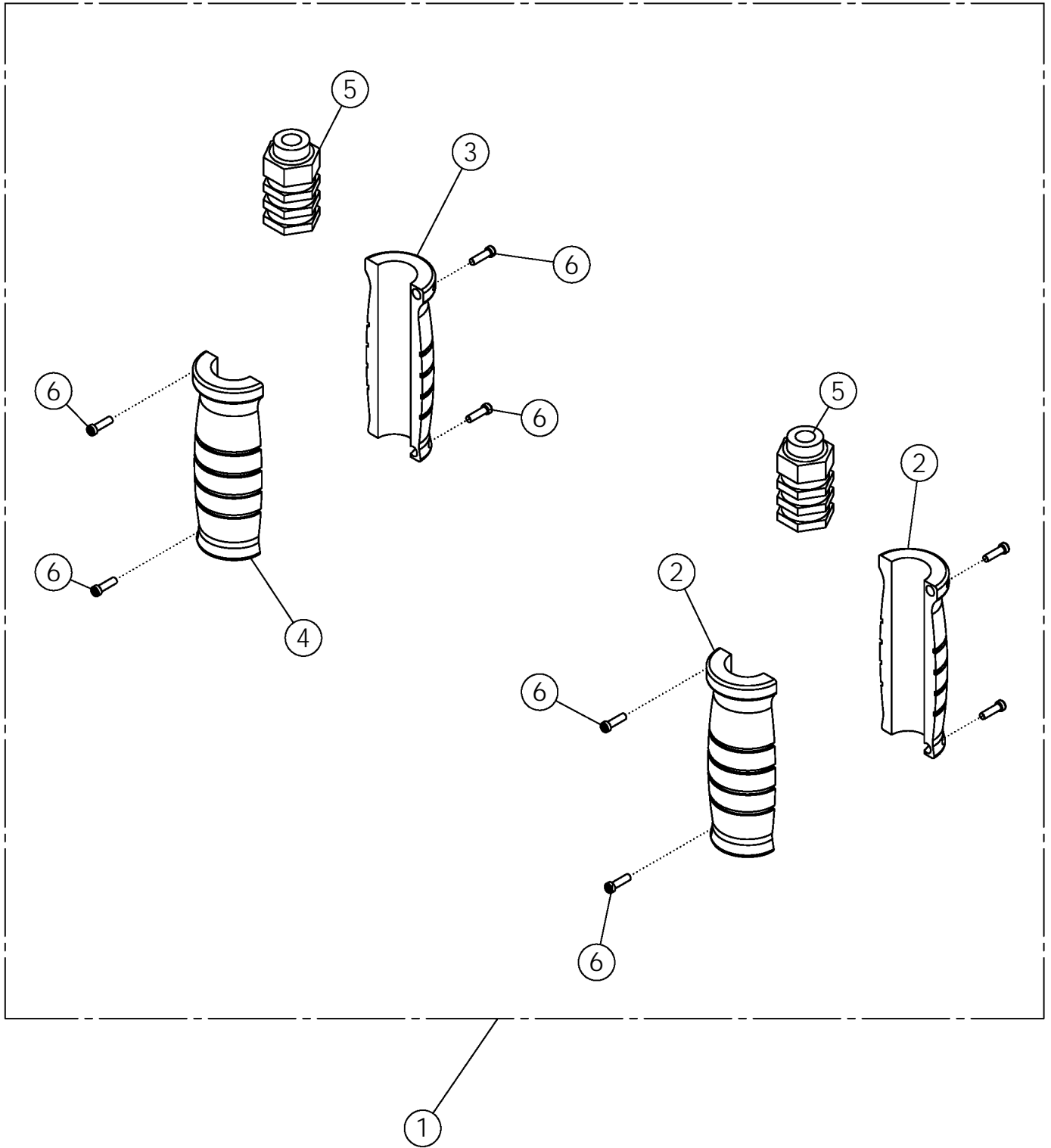
Sheave A	Outside Diameter	Grabroll RPM	P/N (6R)	P/N (8R)
6.8"	7.15 In 182 mm	606	56647	57681
6.2	6.55 In 166 mm	552	56646	57680
5.6"	5.95 In 151 mm	500	53668	57679

* Available from your authorized WIC dealer

62873

26 303264 QTY 1





HYDRAULIC LABEL ASSY

ITEM	PART NO.	DESCRIPTION	QTY
1	301920*	HYD LABEL: .50 ORANGE/GRAY SET	1
	301902*	HYD LABEL: .50 BLUE/GRAY SET	
	301917*	HYD LABEL: .50 YELLOW/GRAY SET	
	301914*	HYD LABEL: .50 GREEN/GRAY SET	
	301911*	HYD LABEL: .50 BLACK/GRAY SET	
	301908*	HYD LABEL: .50 RED/GRAY SET	
	302230*	HYD LABEL: .50 RED/GREEN SET	
	302226*	HYD LABEL: .50 BLACK/ORANGE SET	
	302227*	HYD LABEL: .50 BLUE/YELLOW SET	
	301923*	HYD LABEL: .75 GREEN/GRAY SET	
	301928*	HYD LABEL: .75 YELLOW/GRAY SET	
2		HYD LABEL: .50 HALF EXTEND	2
		HYD LABEL: .75 HALF EXTEND	
3		HYD LABEL: .50 HALF RETRACT	1
		HYD LABEL: .75 HALF RETRACT	
4		HYD LABEL: .50 GRAY HALF RETRACT	1
		HYD LABEL: .75 GRAY HALF RETRACT	
5		HYD LABEL: .50 CORE M & F O-RING	2
		HYD LABEL: .75 CORE M & F O-RING	
6		HYD LABEL: SET SCREW	8

* COMES WITH ITEMS 2 THRU 6