

# PARTS MANUAL

2024

2300 HARVESTER SCRUB

EXPORT

6 ROW 56

6 ROW 50

6 ROW 45

**Amity**  
TECHNOLOGY




2800 7<sup>th</sup> Avenue North  
Fargo, ND 58102

Phone: (701) 232-4199

Fax: (701) 234-1716

[www.amitytech.com](http://www.amitytech.com)



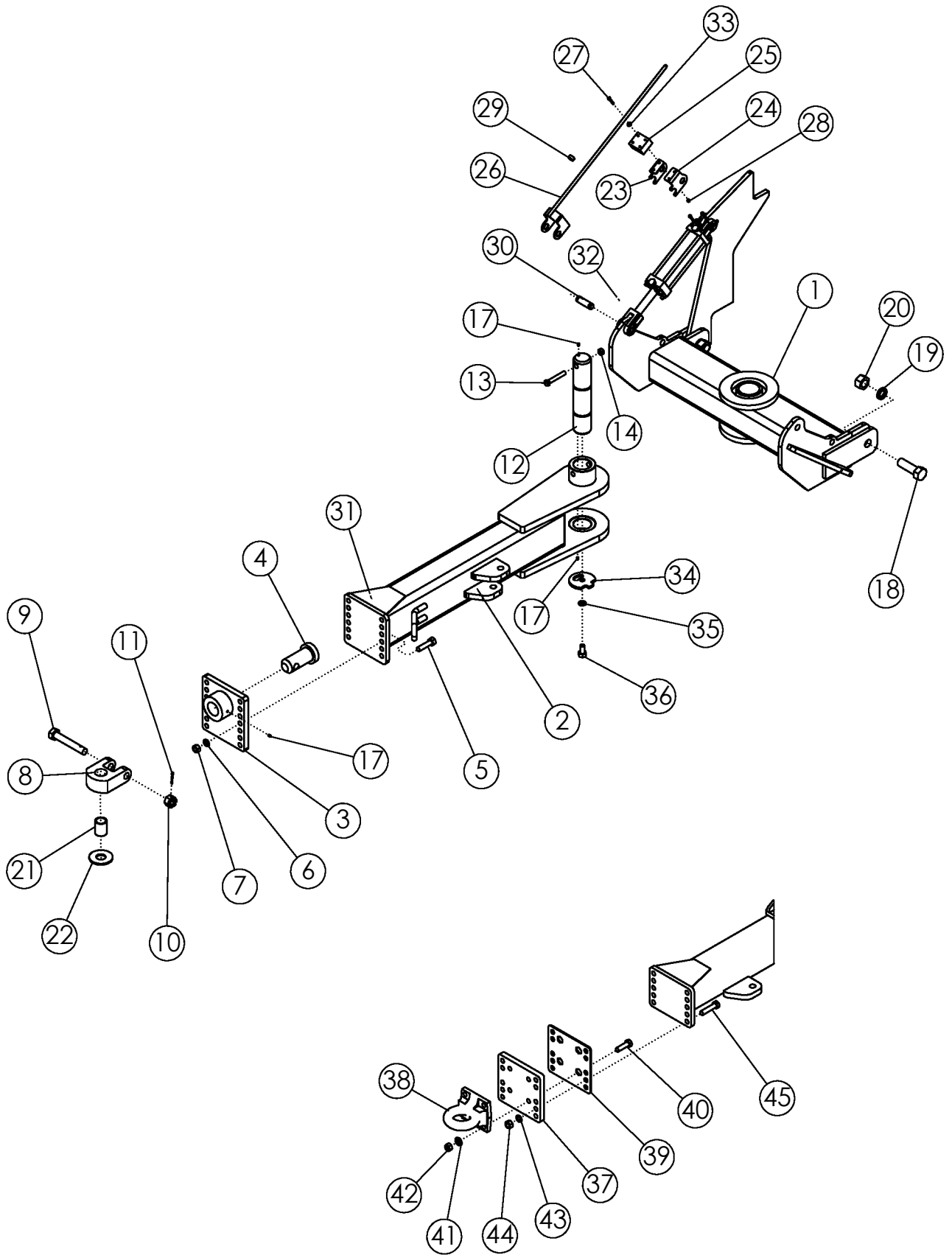
## TABLE OF CONTENTS

HITCH ASSEMBLY	1-4
LIFTER STRUT	5-6
ROW FINDER	7-10
GUARDS & SHIELDS	11-14
DOOR ASSEMBLY	15-16
FRAME HARDWARE	17-18
APRON SHAFT	19-20
PADDLE SHAFT	21-22
CLEANING ROLLS	23-24
CLEANING ROLL MOUNTING PACKAGE	25-26
MAIN DRIVE	27-30
MAIN DRIVE: ONBOARD OPTION	31-32
APRON/PADDLE SHAFT DRIVE	33-34
TANK ASSEMBLY	35-36
ELEVATOR AND BOOM ASSEMBLY	37-40
REAR SCRUB	41-44
REAR SCRUB: BELTED CHAIN	45-46
REAR SCRUB: G1 BELTED CHAIN HIGH PROFILE 55MM	47-52
REAR SCRUB DRIVE: SINGLE MOTOR	53-56
REAR SCRUB DRIVE: DUAL MOTOR	57-58
REAR STRUTS	59-60
ROW FINDER & HITCH HYDRAULICS	61-66
TANK HYDRAULICS	67-68
HYDRAULIC TANK	69-70
CYLINDER STOP KIT	71-72
LIGHT KIT	73-74
PTO DRIVELINE #301575 & #301558	75-78
DRIVELINE COMPONENTS	79-80
GEARBOX (1.81:1) #63846	81-82
GEARBOX (1.81:1) #62396	83-84
GEARBOX (1.35:1) #63847	85-86
GEARBOX (1:1.35) #63848	87-88
SELECTOR VALVE #58470	89-90
ROW FINDER VALVE #301150	91-92
DIRECTIONAL CONTROL VALVE #63673 & #63687	93-94
SPROCKET #63813	95-96
BELT TIGHTENER #56422	95-96
SLIP CLUTCH (IN-LINE) #57926	97-98
SLIP CLUTCH/SPROCKET #57993	97-98
SLIP CLUTCH/SPROCKET #58335	97-98



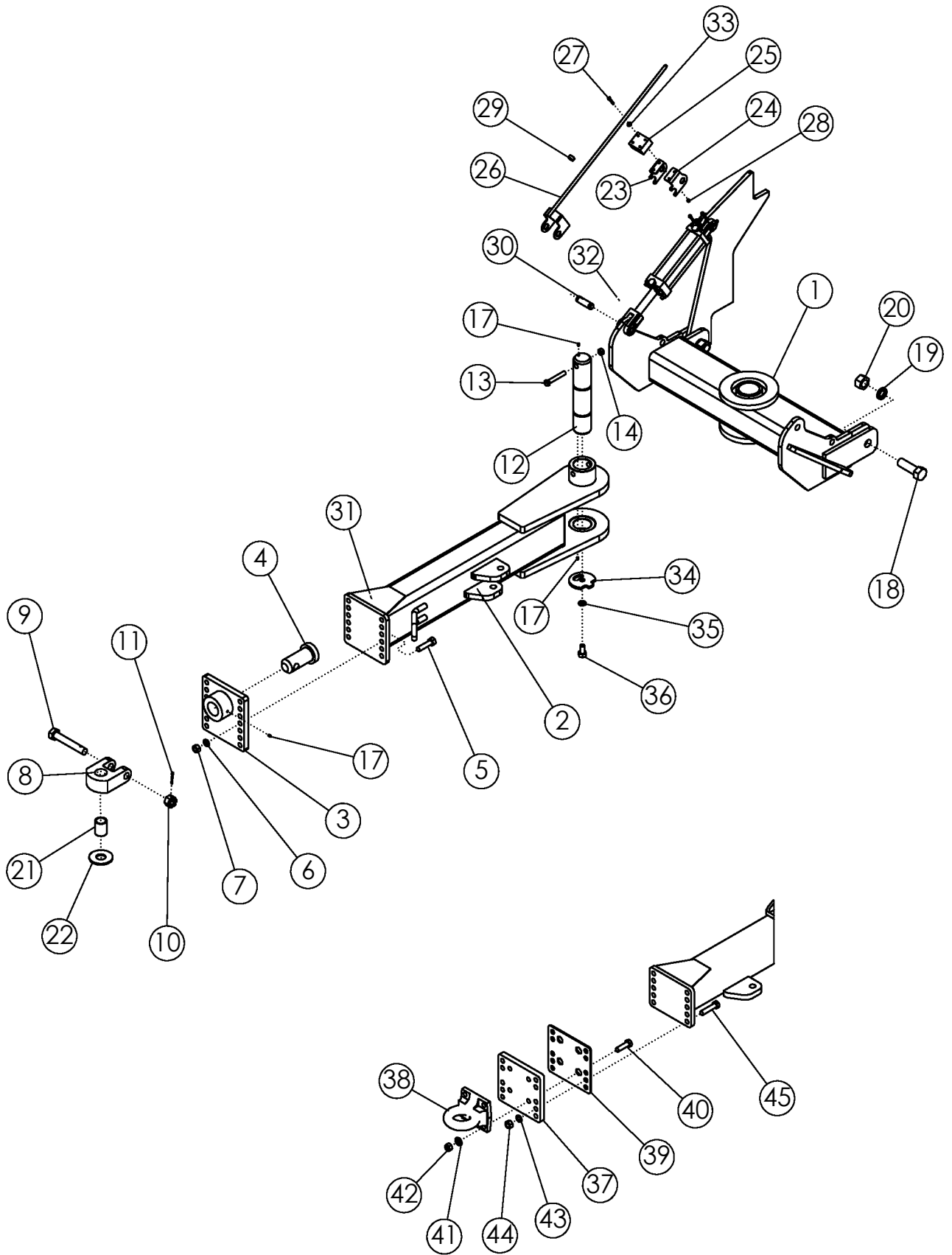


REVERSE PULLEY	99-100
ROLLERS	101-102
SCRUB DRIVELINE ASSEMBLY	103
BELTED CHAIN LAP JOINT- STANDARD	104
BELTED CHAIN LAP JOINT- HIGH PROFILE	105
BELT REPAIR KIT	106
TOOL CUTTER	107-108
DECALS	109-116
HYDRUALIC LABEL ASSY	117-118



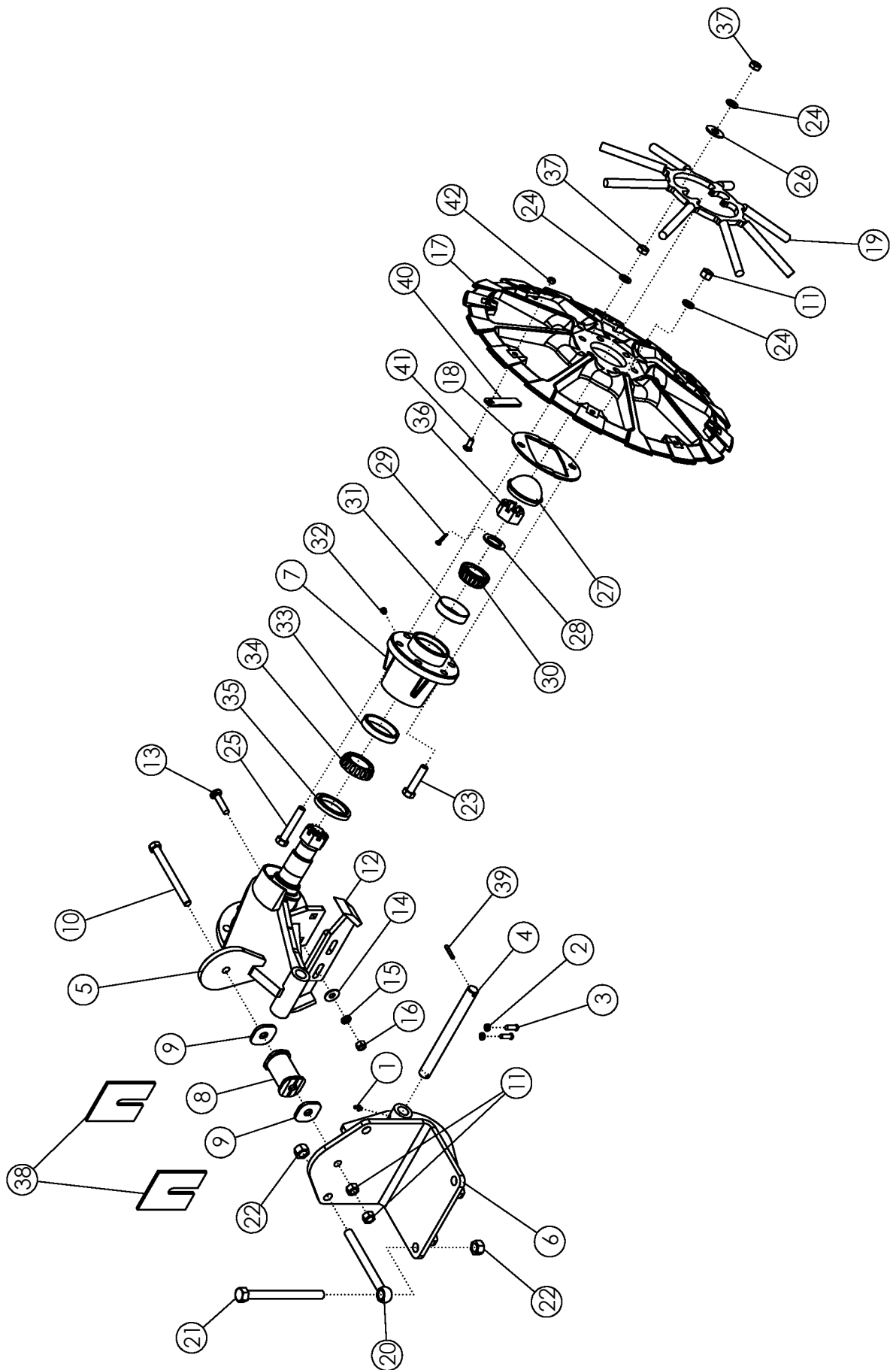
# HITCH

ITEM	PART NO.	DESCRIPTION	QTY
1	302418	WLDMT-HITCH PIVOT 6R/8R EXP	1
2	301582	WLDMT - DRAWPOLE EXTENDED	1
3	57930	WLDMT-HITCH PLATE	1
4	62101	WLDMT-PIN	1
5	1012059	BOLT-HEX: .75 X 3.00 NC GR5 ZP	6
6	1012061	WASHER-LOCK: .75 ZP	6
7	1011620	NUT-HEX: .75 NC GR2 ZP	6
8	64476	PLATE-PULL HITCH	1
9	62477	BOLT-HITCH DRILLED	1
10	62088	NUT-SLOTTED: 1.13 NC GR5 ZP	1
11	1013473	PIN-COTTER: .19 X 2.00 ZP	1
12	301590	PIN-HITCH PIVOT	1
13	1015117	BOLT-HEX: .63 X 4.00 NC GR8 ZP	1
14	1016595	NUT-TOPLOCK: .63 NC GR5 ZP	1
15	1030756	BOLT-HEX: 1.25 X 10.50 NC GR5 ZP	1
16	1030759	NUT-TOPLOCK: 1.25 NC ZP	1
17	1011748	ZERK - GREASE: .25 UNF STRAIGHT	5
18	1030757	BOLT-HEX: 1.63 X 4.25 NC GR5 ZP	2
19	1030760	WASHER-LOCK: 1.38 ZP	2
20	1030758	NUT-HEX: 1.38 NC ZP	2
21	64614	SLEEVE 1.63 (OPTIONAL TO FIT TRACTOR)	1
22	58925	WASHER-HARDENED 4.000 X 1.63	1
	68645	WASHER-FLAT: 2.00 ZP GR8	
23	63995	TOP_BRACKET - RH	1
24	63996	TOP_BRACKET - LH	1
25	63383	POLY GUIDE BLOCK	1
26	63999	WLDMT - BOTTOM_BRACKET	1
27	1016211	BOLT-HEX: .25 X 2.00 NC GR5	4
28	1030946	NUT-TOPLOCK: .25 NC GR5 ZP	4
29	63359	COLLAR-SET: .56 ZP	1
30	63406	PIN-CLEVIS: 1.00 X 4.00 ZP	2
31	52248R	DECAL-CAUTION	1
32	63405	DECAL-DEPTH GAUGE	1
33	1020416	WASHER-FLAT: .25 ZP	4
34	303568	PLATE-HITCH PIN RETAINER	1
35	1012061	WASHER-LOCK: .75 ZP	1
36	58367	BOLT-HEX: .75 X 1.50 NC GR5 ZP	1



## PINTLE HITCH

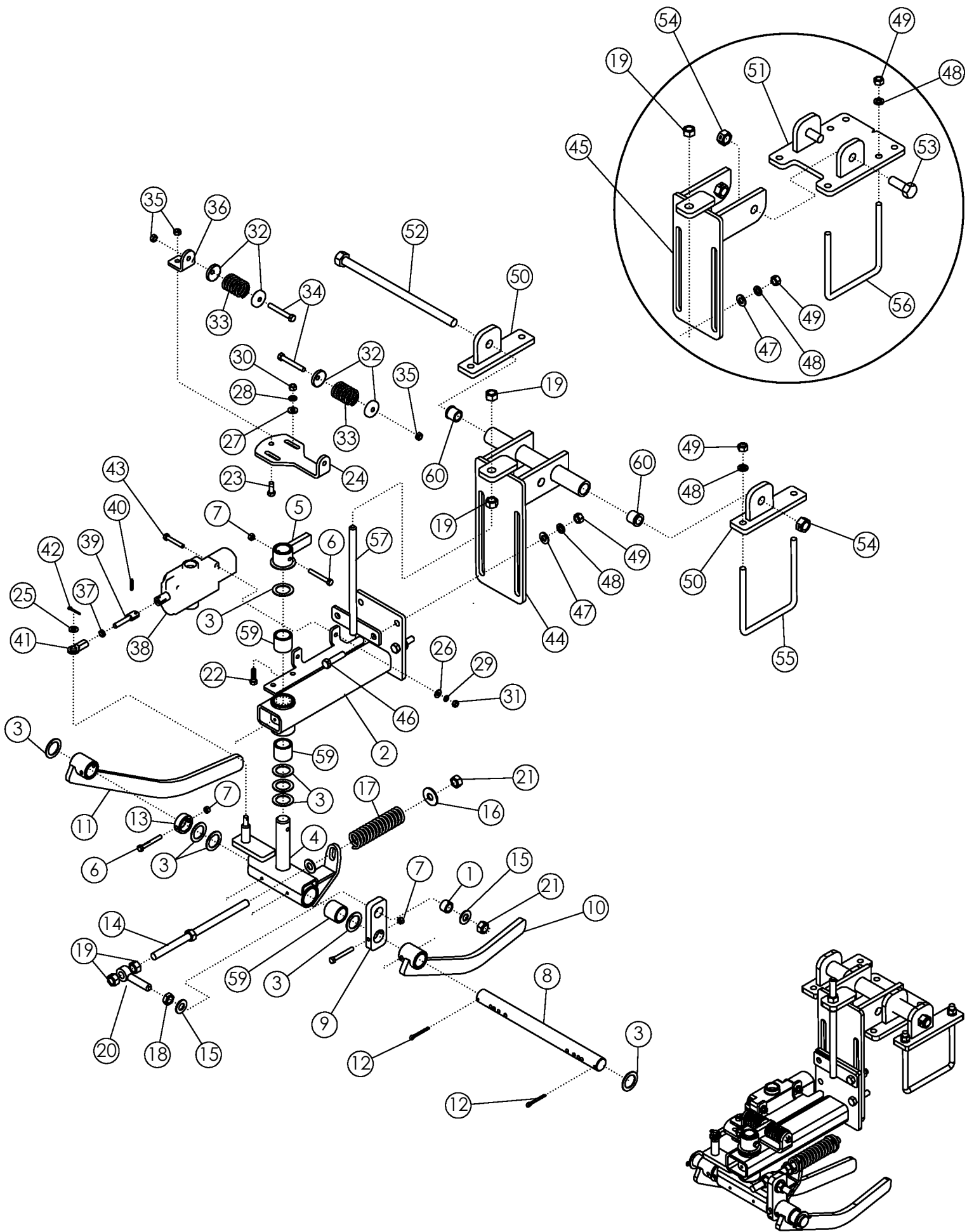
ITEM	PART NO.	DESCRIPTION	QTY
37	64201	PLATE - MOUNT	1
38	64200	HITCH-PINTLE	1
39	64254	PLATE - MOUNT	1
40	62096	BOLT-HEX: .75 X 2.50 NC GR8 ZP	4
41	1021584	WASHER-FLAT: SAE .75 ZP	4
42	1011434	NUT-TOPLOCK: .75 NC GR8 ZP	4
43	1012061	WASHER-LOCK: .75 ZP	6
44	1011620	NUT- HEX: .75 NC	6
45	1032271	BOLT-HEX: .75 X 3.25 NC GR5 ZP	6





# LIFTER STRUT

ITEM	PART NO.	DESCRIPTION	QTY
1	1011748	ZERK - GREASE .25 UNF STRAIGHT	2
2	1013519	NUT-JAM: .38 NC GR2 ZP	2
3	50813	SCREW-SET: SQ HD .38 X 1.00 ZP	2
4	69907	SHAFT-STRUT	1
5	63615	WLDMT-LIFTER STRUT	1
6	50146	WLDMT-STRUT BRACKET	1
7	63655	HUB_LIFTER WHEEL MACHINED	2
8	50134	WLDMT-SPACER	1
9	50137	WASHER	2
10	1030761	BOLT-HEX: .63 X 7.00 NC GR 8 ZP	1
11	1011578	NUT-HEX: .63 NC GR2 ZP	9
12	64369	WLDMT-SCRAPER ARM	2
13	64685	BOLT-CRG: .50 X 2.25 NC GR5 ZP	2
14	1014443	WASHER-FLAT: .50 ZP	2
15	1011581	WASHER-LOCK: .50 ZP	2
16	1011577	NUT-HEX: .50 NC GR5 ZP	2
17	69855	LIFTER WHEEL-MACH (FILLER)	2
18	50747	PLATE-LIFTER WHEEL SPACER	AR
19	63880	WLDMT-WHEEL FILLER	2
20	64135	BOLT-EYEBOLT: .75 X 8.00 ZP	2
21	64136	BOLT-HEX: .75 X 8.50 NC GR5 ZP	2
22	1017000	NUT-TOPLOCK: .75 NC GR5 ZP	4
23	1024447	BOLT-HEX: .63 X 2.75 NC GR5 ZP	8
24	1011813	WASHER-LOCK: .63 ZP	16
25	1014000	BOLT-HEX: .63 X 3.50 NC GR5 ZP	4
26	1013024	WASHER-FLAT: .63 ZP	4
27	63624	HUB CAP-ROUNDED	2
28	1030765	BUSHING-MACH: 1.38 NR 10GA NP	2
29	64012	PIN-COTTER: .25 X 3.00 NP	2
30	53633	CONE-BEARING OUTER	2
31	53635	CUP-BEARING OUTER	2
32	1030766	ZERK-GREASE: .13 NPT STRAIGHT	2
33	53636	CUP-BEARING INNER	2
34	53634	CONE-BEARING INNER	2
35	53632	SEAL	2
36	1016367	NUT-HEX: SLOT 1.38 NF GR2 NP	2
37	1026259	NUT-JAM: .63 NC GR2 ZP	9
38	50139	PLATE-LIFTER STRUT SPACER	AR
39	59398	PIN-ROLL: .25 X 1.50 ZP	2
40	300097	PLATE-LIFTER WHEEL FILLER	16
41	59488	BOLT-CRG: .38 X 1.00 NC GR5 ZP	16
42	1016999	NUT-TOPLOCK: .38 NC GR5 ZP	16

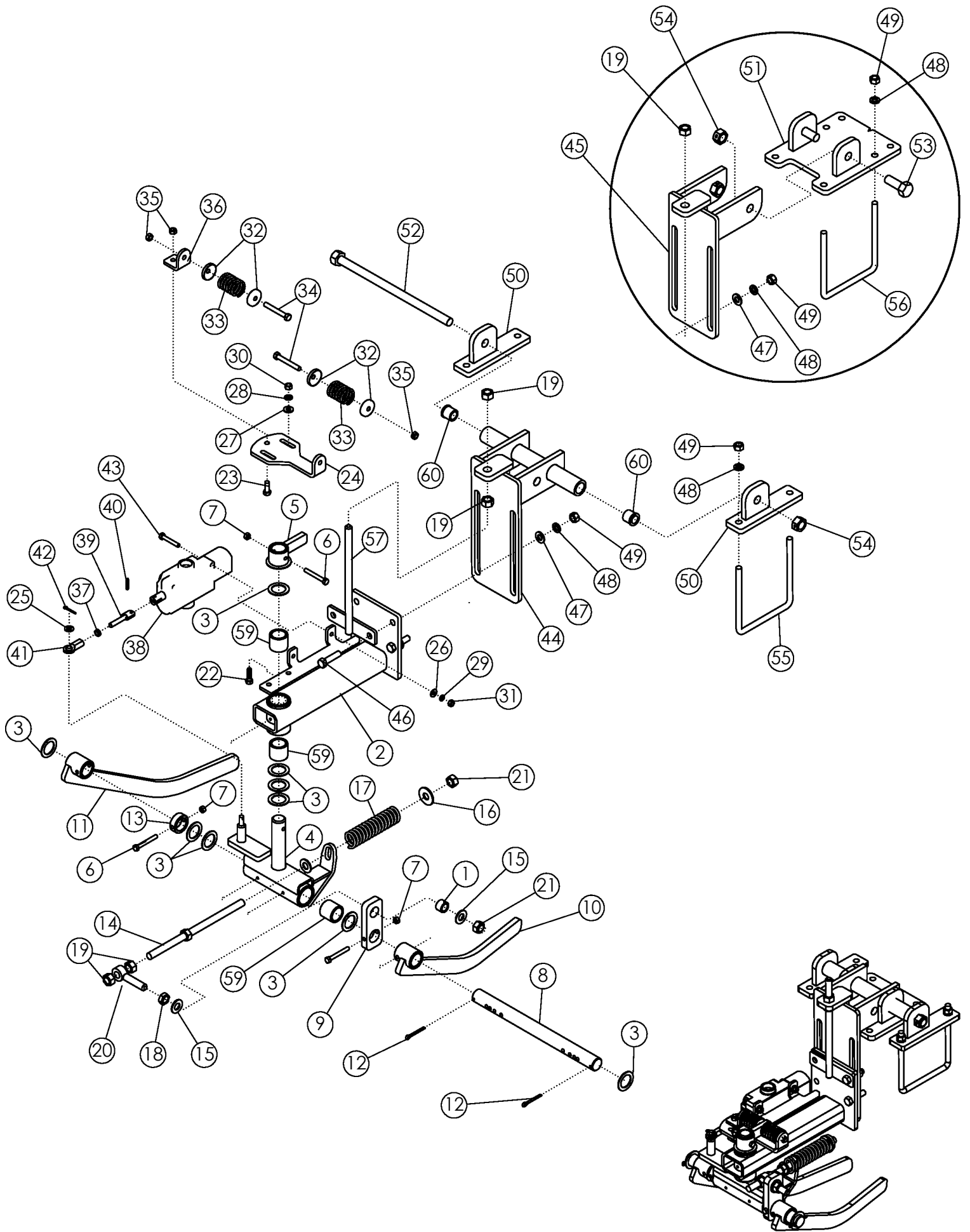




## HYDRUALIC ROW FINDER

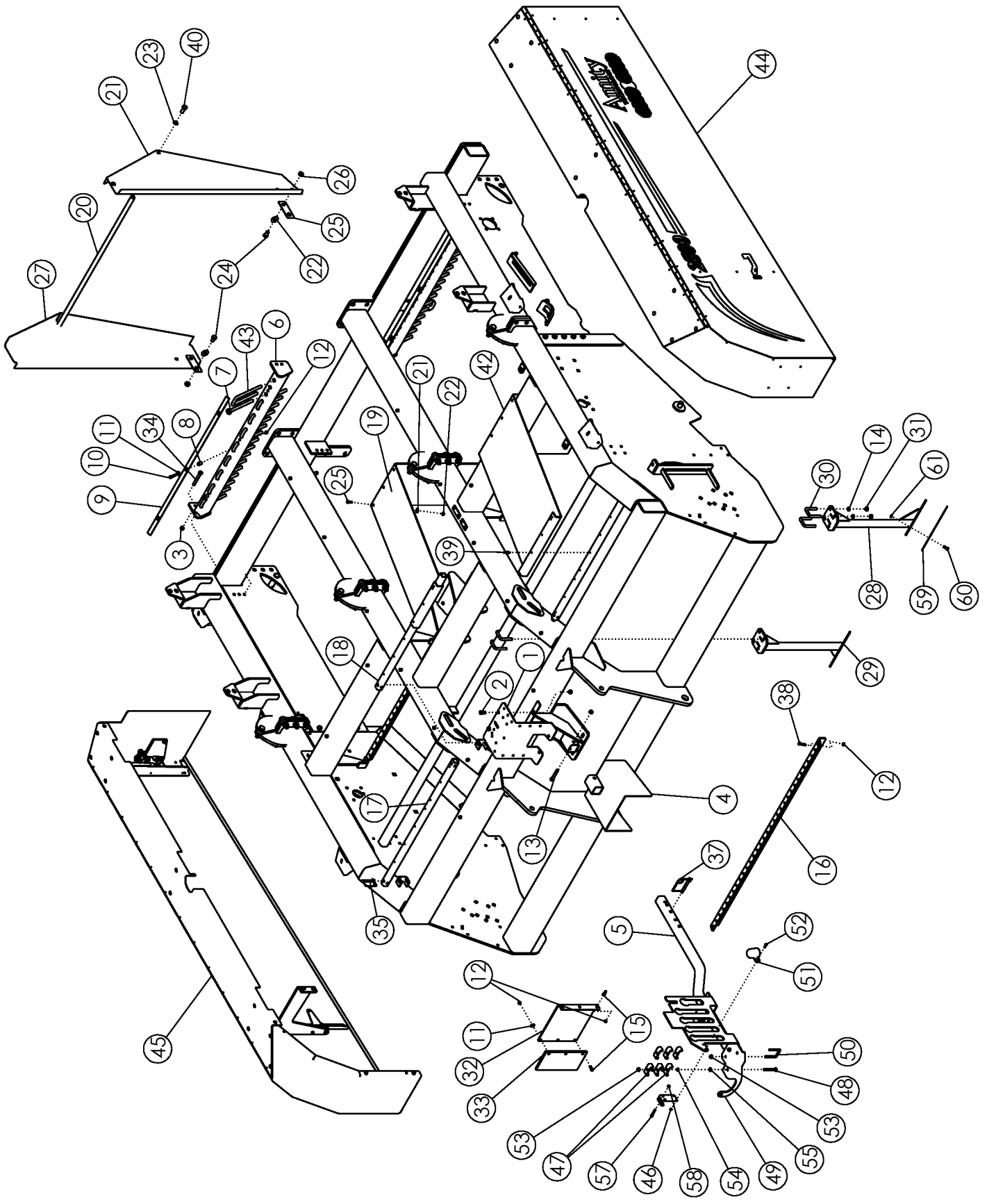
ITEM	PART NO.	DESCRIPTION	QTY
1	52567	BUSHING-ZP	1
2	62520	ASSY-ROW FINDER MAIN FRAME W/BUSHINGS	1
3	55206	BUSHING-MACH: 1.25 NR 14GA	9
4	51139	ASSY-WLDMT-SWIVEL W/BUSHINGS	1
5	51130	WLDMT-FLIPPER	1
6	301748	BOLT-HEX: .31 X 2.50 NC GR8 ZP	5
7	301749	NUT-TOPLOCK: .31 NC GR8 ZP	5
8	51690	SHAFT ZP	1
9	52566	TENSIONER ARM	1
10	51131	SENSOR ARM-L.H.	1
	301055	WLDMT-SENSOR ARM LH BENT	
11	52564	SENSOR ARM-R.H.	1
	301056	WLDMT-SENSOR ARM RH BENT	
12	1030797	PIN-COTTER: .19 X 1.75 NP	2
13	51137	COLLAR	1
14	52565	ADJUSTMENT BOLT	1
15	1013004	WASHER-FLAT: SAE .63 ZP	3
16	1013024	WASHER-FLAT: .63 ZP	2
17	51692	SPRING: .21 X 1.44 OD X 6.00 15 COILS	1
18	1026259	NUT-JAM: .63 NC GR2 ZP	3
19	1011578	NUT-HEX: .63 NC GR2 ZP	3
20	51691	EYEBOLT: .63 X 3.25 ZP	1
21	1016595	NUT-TOPLOCK: .63 NC GR5 ZP	2
22	1011601	BOLT-HEX: .38 X 1.25 NC GR5 ZP	2
23	1011600	BOLT-HEX: .38 X 1.00 NC GR5 ZP	1
24	51129	PLATE-ADJUSTMENT	4
25	1014608	WASHER-FLT: SAE .38 ZP	1
26	1020416	WASHER-FLAT: .25 ZP	2
27	1011583	WASHER-FLAT: .31 ZP	2
28	1011586	WASHER-LOCK: .38 ZP	2
29	1029115	WASHER-LOCK: .31 ZP	2
30	1011576	NUT-HEX: .38 NC GR2 ZP	2
31	1011575	NUT-HEX: .31 NC GR2 ZP	2
32	52582	SPRING CAP	4
33	51689	SPRING-ROW FINDER PAINTED	2
34	1019828	BOLT-HEX: .38 X 2.75 NC GR5 ZP	2
35	1016999	NUT-TOPLOCK: .38 NC GR5 ZP	7
36	51128	SPRING PLATE	1
37	1030792	NUT-JAM: .38 NF GR2 ZP	1
38	301150	VALVE-ROWFINDER O/C	1
39	301750	WLDMT-STUD RF LONG ZP	1
40	64157	PIN-ROLL: .19 X 1.125 ZP	1

CONTINUED



## HYDRAULIC ROW FINDER (CONTINUED)

ITEM	PART NO.	DESCRIPTION	QTY
41	51136	UNIBALL COUPLING	1
42	1029137	PIN-COTTER: .13 X 1.00 ZP	1
43	1011285	BOLT-HEX: .31 X 2.00 NC	2
44	63661	WLDMT-MOUNTING BRACKET	1
45	52181	WLDMT-BRACKET	
46	1011609	BOLT-HEX: .50 X 2.00 NC GR5 ZP	4
47	1011584	WASHER-FLAT: SAE .50 ZP	4
48	1011581	WASHER-LOCK: .50 ZP	8
49	1011577	NUT-HEX: .50 NC GR2 ZP	12
50	63662	WLDMT-MOUNTING SUPPORT	2
51	301662	WLDMT-ROW FINDER BRACKET UNIVERSAL	1
52	63664	BOLT-HEX: .75 X 14.00 NC GR5 ZP	1
53	1012060	BOLT-HEX: .75 X 2.00 NC GR5 ZP	2
54	1013537	NUT-TOPLOCK: .75 NC GR5 ZP	2
55	53984	U-BOLT: .500 X 7.00 X 6.00 X 7.00	2
56	35780	U-BOLT: .500 X 7.50 X 8.00 X 7.50 ZP	
57	62882	WLDMT-TIGHTENER 11.125" ZP	1
58	1011748	ZERK - GREASE	3
59	56939	BUSHING-OILITE:1.25 X 1.625 X 1.50L	4
60	52654	BUSHING	2

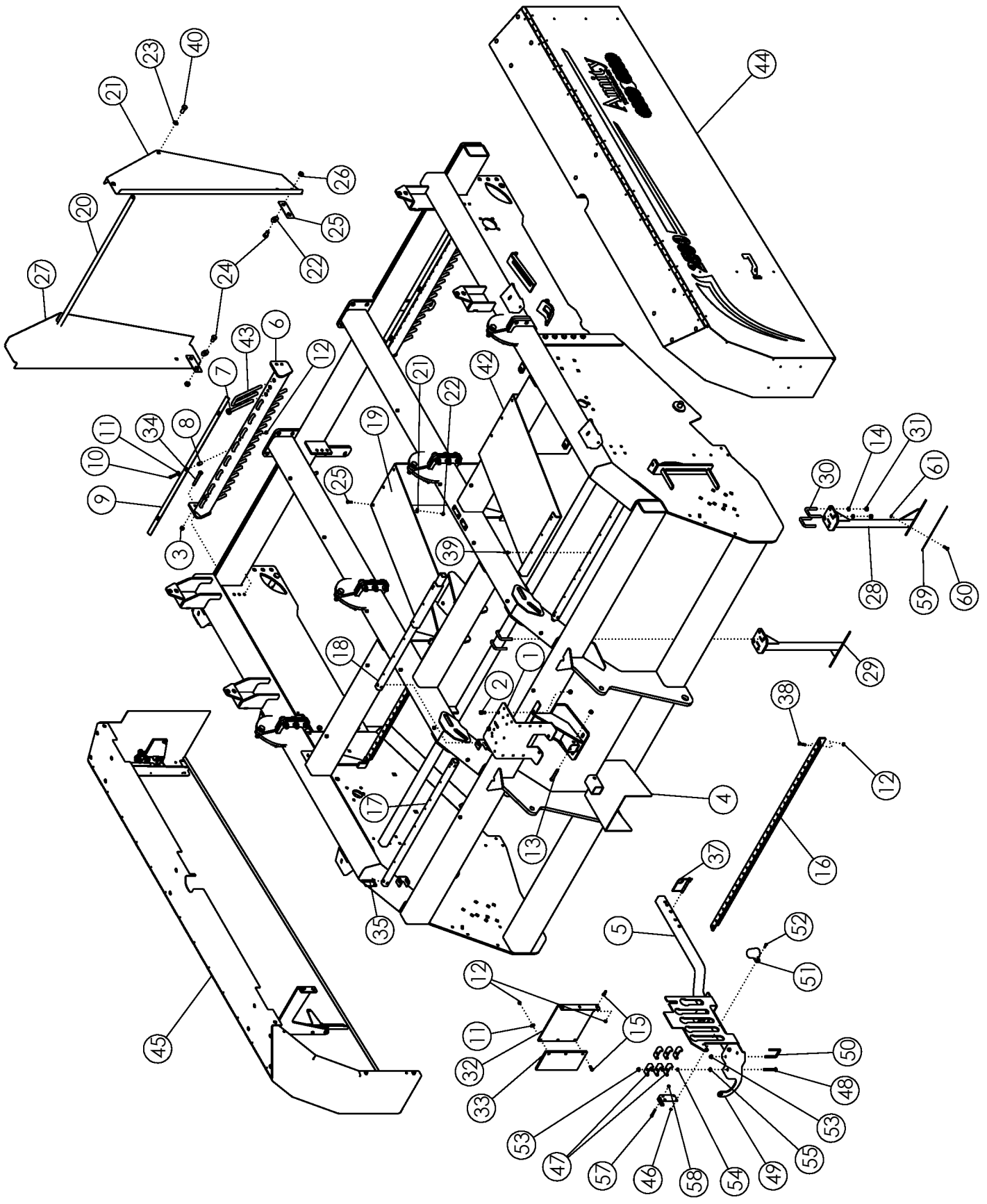




## GUARDS AND SHIELDS

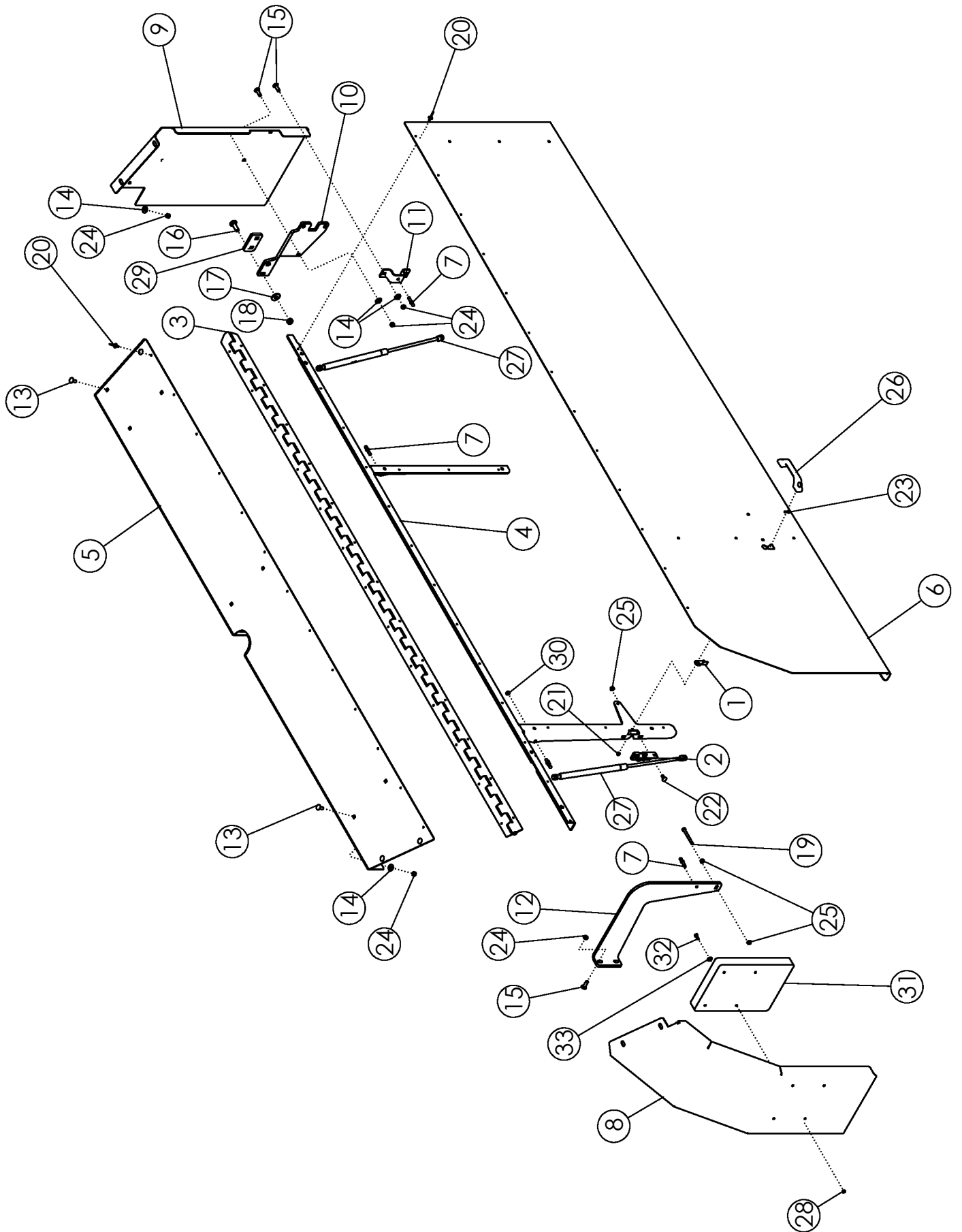
ITEM	PART NO.	DESCRIPTION	QTY
1	62883	PLATE-HOSE MOUNT	1
2	1011096	BOLT-HEX: .50 X 1.00 NC GR5 ZP	2
3	1027461	NUT-TOPLOCK: .50 NC GR5 ZP	13
4	63354	WLDMT-PTO SHIELD	1
5	301135	TUBE-HYD HOSE HOLDER PC	1
6	58008	WLDMT-MOUNT	2
7	58009	ROD ZP	2
8	58446	SPACER ZP	6
9	58447	STRAP	2
10	1011603	BOLT-HEX: .38 X 1.75 NC GR5 ZP	6
11	1011828	WASHER-FLAT: .38 ZP	22
12	1016999	NUT-TOPLOCK: .38 NC GR5 ZP	22
13	1011611	BOLT-HEX: .50 X 3.00 GR5 ZP	1
14	1011581	WASHER-LOCK: .50 ZP	20
15	1011600	BOLT-HEX: .38 X 1.00 NC GR5 ZP	33
16	53247	MOUNT-TARP 6R	2
17	63865	TUBE-OUTER APRON 6R EXPORT	2
18	63866	TUBE-INNER APRON 6R EXPORT	1
19	58961	APRON-RUBBER	4
20	56754	PIPE-THREADED	1
21	56257	GUARD-REAR SCRUB LH	1
22	1013024	WASHER-FLAT: .63 ZP	4
23	1011813	WASHER-LOCK: .63 ZP	4
24	1032509	BOLT-HEX: .63 X 1.25 NC GR5 ZP	2
25	56256	LINK-GUARD	2
26	1016595	NUT-HEX: .63 NC GR2 ZP	4
27	56258	GUARD-REAR SCRUB RH	1
28	57705	WLDMT - DEFLECTOR EXPORT	4
29	57706	WLDMT - DEFLECTOR EXPORT	1
30	65658	U-BOLT: .50 X 3 X 2.06 X 3	10
31	1011577	NUT-HEX: .50 NC GR2 ZP	20
32	63868	PLATE-FILLER 6R 45CM (18")	2
	68434	PLATE-FILLER 6R 50CM (20")	
	51331	PLATE-FILLER 6R 56CM (22")	
33	51680	DEFLECTOR-RUBBER	2
34	1032507	BOLT-HEX: .50 X 4.00 NC GR5 ZP	8
35	59101	SPRING PIN .38" X 3.00"	3
36	301129	CAPPLUG-2" SQ	1

CONTINUED



## GUARDS AND SHIELDS (CONTINUED)

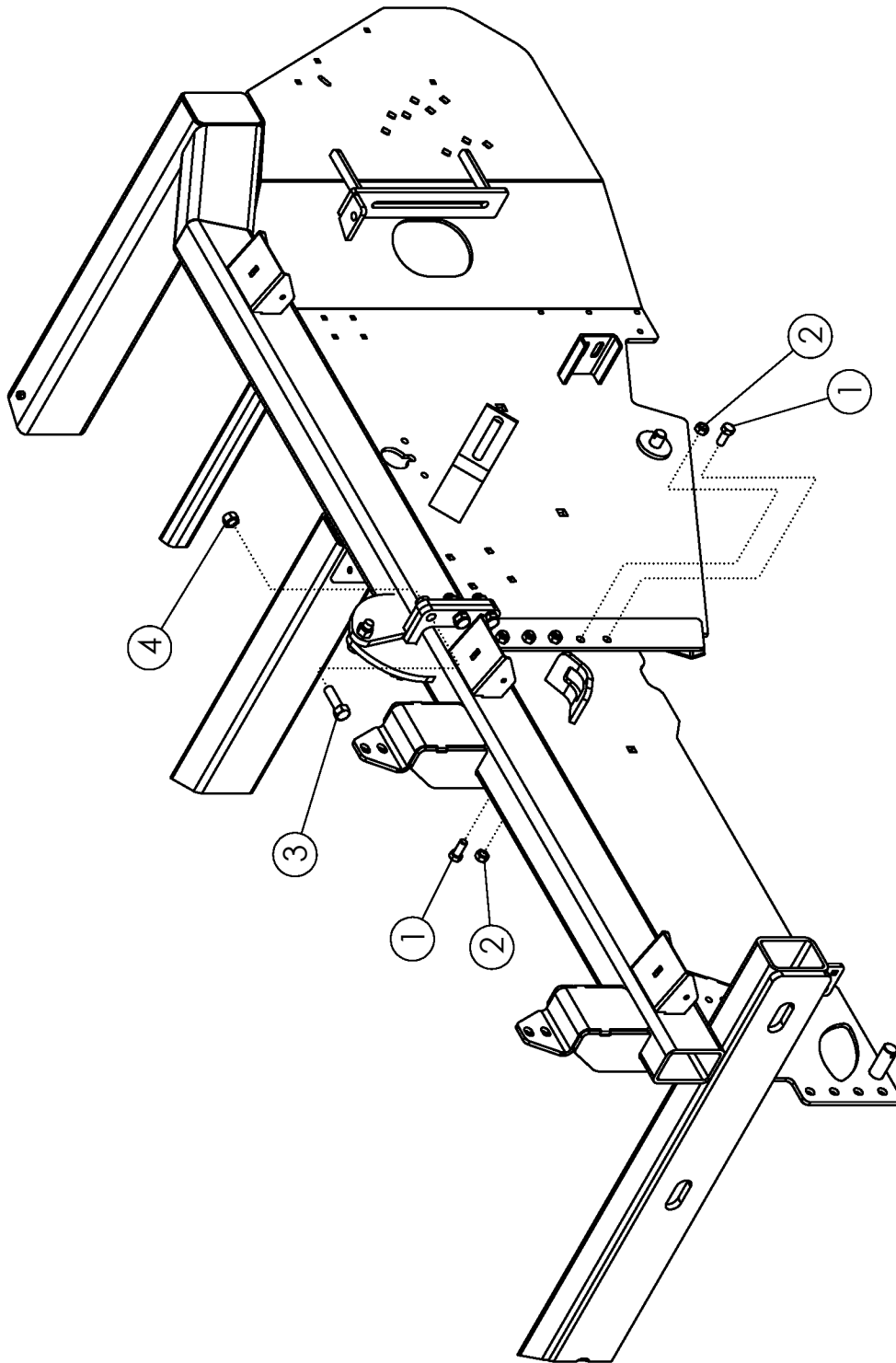
ITEM	PART NO.	DESCRIPTION	QTY
37	52408	SPRING PIN .50" X 3.50"	1
38	1011602	BOLT-HEX: .38 X 1.50 NC GR5 ZP	4
39	1011974	RIVET-POP: .19 X .53 ZP	20
40	1014349	BOLT-HEX: .63 X 1.50 NC GR5 ZP	2
41	64635	CASE-MANUAL STORAGE (NOT SHOWN)	1
42	68161	APRON-RUBBER OUTER	2
43	69117	U-ROD ZP	18
44	69310	ASSY-DOOR LH	1
45	69370	ASSY-DOOR RY	1
46	1030946	NUT-TOPLOCK: .25 NC GR5 ZP	2
47	50714	CLAMP 1/2"	12
48	1030880	BOLT-CRG: .38 X 3.50 NC GR5 ZP	4
	1030882	BOLT-CRG: .38 X 2.50 NC GR5 ZP	
49	303797	PLATE-HYD HOSE HOLDER W/ PTO CATCH	1
50	33162	U-BOLT: .375 X 3 X 2 X 3	2
51	223329	HOLDER-LIGHT PLUG	1
52	1013423	BOLT-HEX: .25 X 1.00 NC GR5 ZP	2
53	303731	NUT-FLANGE: TOPLOCK .38 NC Y ZP	8
54	1013519	NUT-JAM: .38 NC GR2 ZP	12
55	1014608	WASHER-FLAT: SAE .38 ZP	4
56	307680	PLATE-PTO SHEAR SS	1
57	1011285	BOLT-HEX: .31 X 2.00 NC GR5 ZP	1
58	1030700	NUT-TOPLOCK: .31 NC GR5 ZP	1
<b>ONLY FOR 56CM (22")</b>			
59	68425	PLATE-DEFLECTOR	5
60	1011600	BOLT-HEX: .38 X 1.00 NC GR5 ZP	15
61	1016999	NUT-TOPLOCK: .38 NC GR5 ZP	15





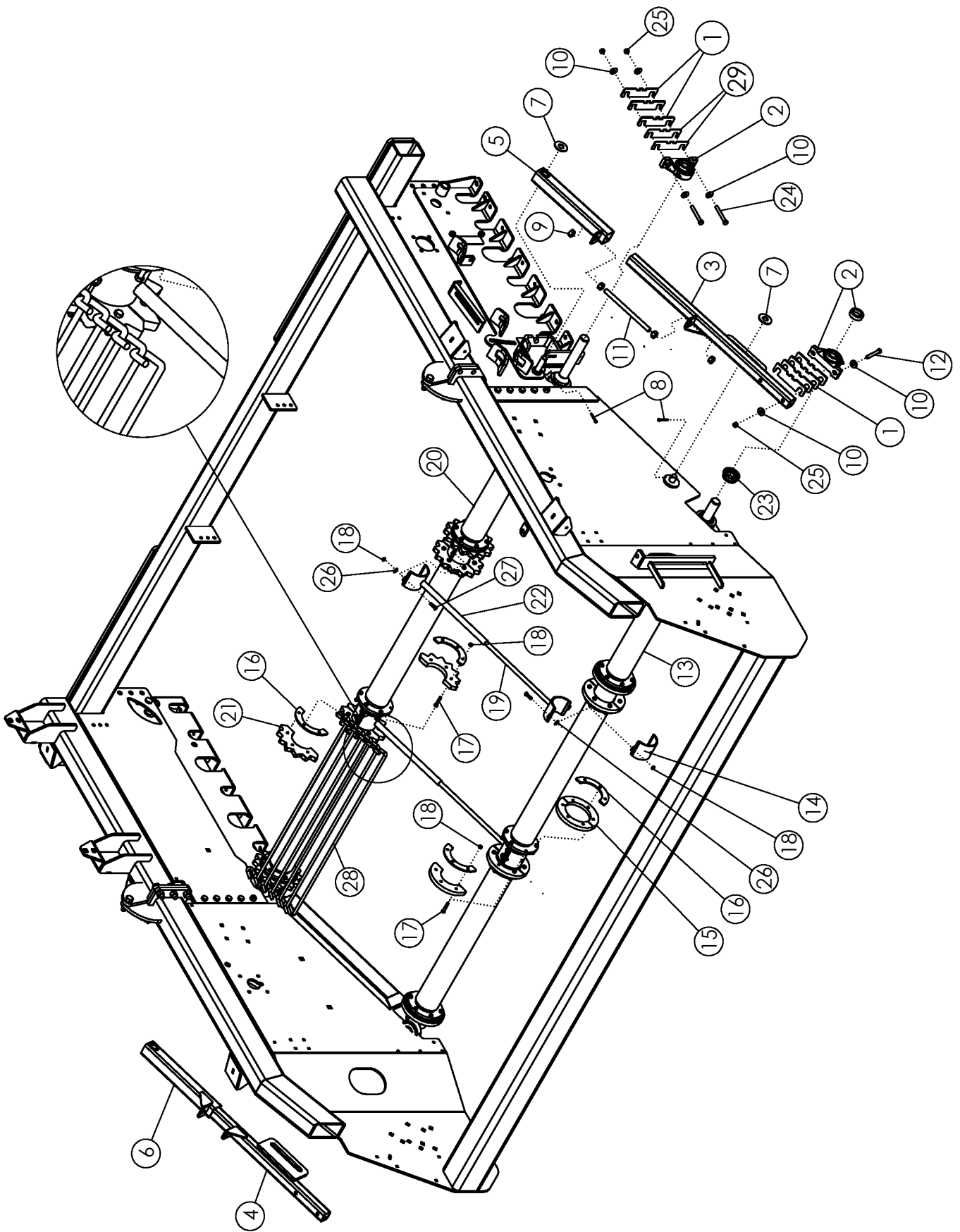
## DOOR ASSEMBLY

ITEM	PART NO.	DESCRIPTION	QTY
1	69284	LEVER-HRV LATCH ZP	1
2	69283	LATCH-ROTARY	1
3	69286	HINGE-108 HEAVY CONTINUOUS	1
4	69266	VLDMT-DOOR FRAME LH	1
	69348	VLDMT-DOOR FRAME RH (NOT SHOWN)	1
5	69312	PANEL-SHIELD TOP LH PC	1
	69372	PANEL-SHIELD TOP RH PC (NOT SHOWN)	1
6	69270	SHEET-SHIELD DOOR LH PC	1
	69319	SHEET-SHIELD DOOR RH PC (NOT SHOWN)	1
7	69278	STUD-BALL .31-18NC X .75	4
8	69272	PANEL-SHIELD FRONT LH PC	1
	69317	PANEL-SHIELD FRONT RH PC (NOT SHOWN)	1
9	69273	PANEL-SHIELD REAR LH PC	1
	69318	PANEL-SHIELD REAR RH PC (NOT SHOWN)	1
10	69274	PLATE-SUPPORT REAR LH	1
	69344	PLATE-SUPPORT REAR RH (NOT SHOWN)	1
11	69275	BRACKET-SPRING REAR	1
12	69277	BRACKET-SPRING FRONT LH	1
	69320	BRACKET-SPRING FRONT RH (NOT SHOWN)	1
13	59488	BOLT-CRG: .38 X 1.00 NC GR5 ZP	10
14	1011828	WASHER-FLAT .38 ZP	17
15	1016362	BOLT-CRG: .38 X 1.25 NC GR5 ZP	7
16	1011660	BOLT-CRG: .50 X 1.50 NC GR5 ZP	2
17	1014443	WASHER-FLAT: .50 ZP	2
18	1027461	NUT-TOPLOCK: .50 NC GR5 ZP	2
19	1029448	BOLT-HEX .31 X 3.00 NC GR5 ZP	1
20	1011974	RIVET-POP: .19 X .531 ZP	32
21	1026591	NUT-K-LOCK: #10-24 GR2 ZP	2
22	65702	BOLT-CRG: .31 X .75 NC GR5 ZP	2
23	67078	SCREW-P-H: 10-24 X .75 NC GR2 ZP	2
24	1016999	NUT-TOPLOCK: .38 NC GR5 ZP	17
25	67077	NUT-FLANGE SERR .31 NC ZP GR2	4
26	69285	HANDLE-MOLDED GRAB	1
27	69282	SPRING-700N GAS	2
28	1030946	NUT-TOPLOCK: .25 NC GR5 ZP	4
29	69373	PLATE-SPACER	1
30	1030700	NUT-TOPLOCK: .31 NC GR5 ZP	4
31	64635	CASE-MANUAL STORAGE	1
32	1011595	BOLT-HEX .25 X .75 NC GR5 ZP	4
33	1020416	WASHER-FLAT: .25 ZP	4



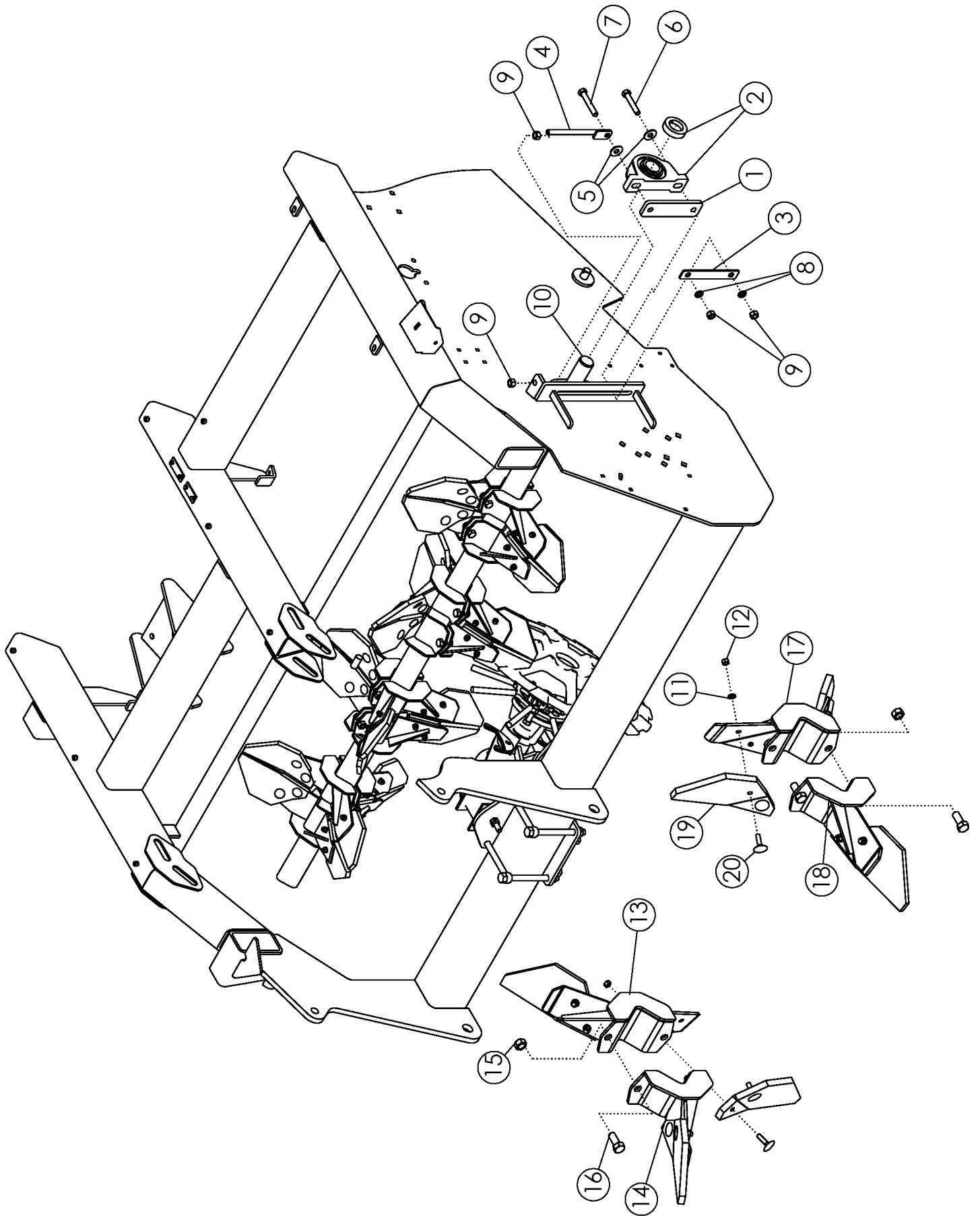
## FRAME HARDWARE

ITEM	PART NO.	DESCRIPTION	QTY
1	1014349	BOLT-HEX: .63 X 1.50 NC GR5 ZP	10
2	1016595	NUT-TOPLOCK: .63 NC GR5 ZP	10
3	1016598	BOLT-HEX: .75 X 2.50 NC GR5 ZP	23
4	1017000	NUT-TOPLOCK: .75 NC GR5 ZP	23
5	1013243	BOLT-HEX: .25 X .50 NC GR5 ZP	12
6	1030946	NUT-TOPLOCK: .25 NC GR5 ZP	12



# APRON SHAFT

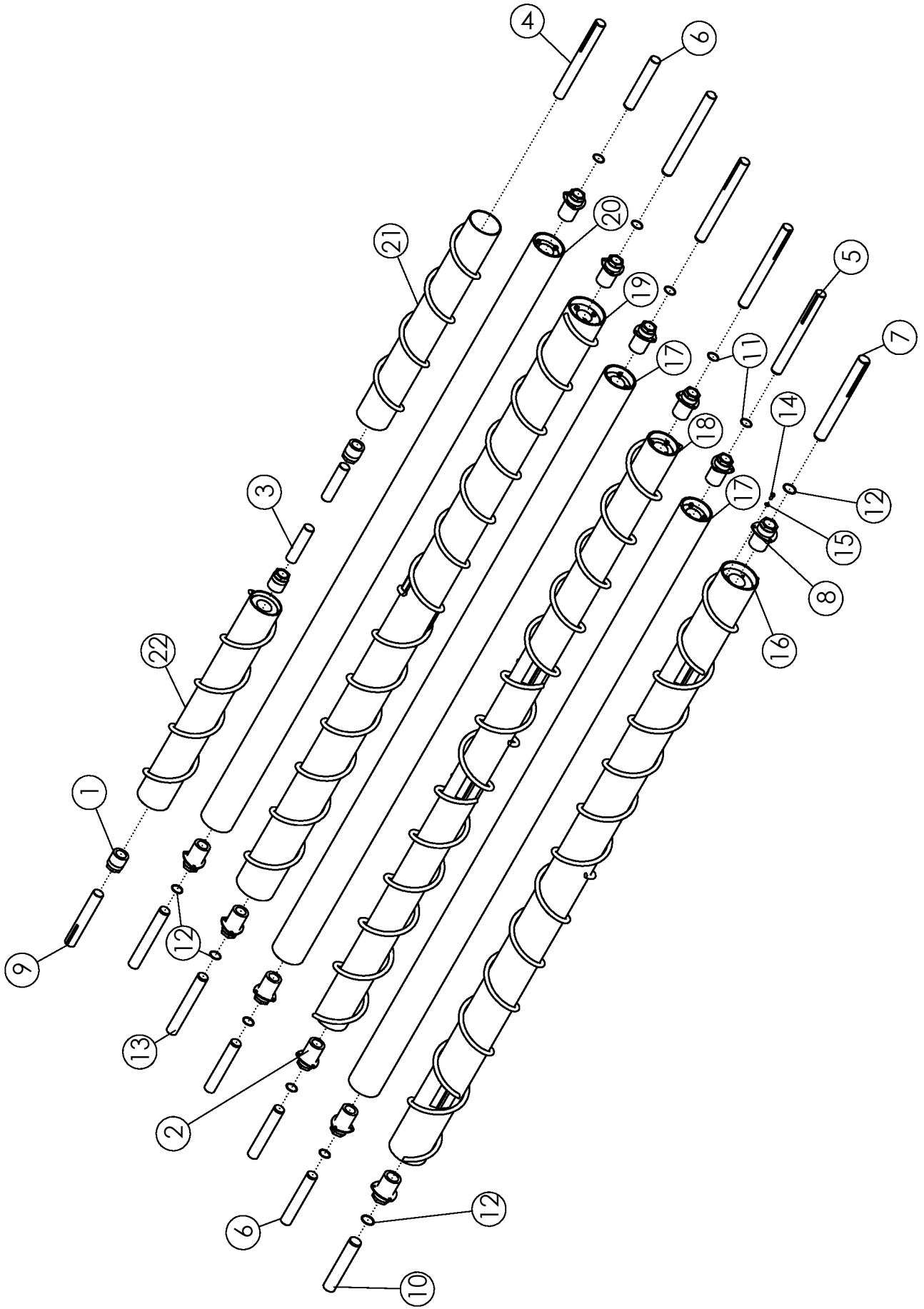
ITEM	PART NO	DESCRIPTION	QTY
1	56672	SHIM-BEARING	AR
2	52405	BEARING-PILLOW 1-3/4" (w ith lock collar)	4
3	56697	WLDMT-SLIDE LH	1
4	56698	WLDMT-SLIDE RH	1
5	56692	WLDMT-ARM LH	1
6	56693	WLDMT-ARM RH	1
7	1020685	WASHER-FLAT: 1.00	4
8	1016944	PIN-COTTER: .25 X 2.00 ZP	4
9	1011620	NUT-HEX: .75 NC	8
10	1014443	WASHER-FLAT: .50 ZP	16
11	56718	ROD-THREADED ZP	2
12	1029104	BOLT-HEX: .50 X 3.75 NC GR5 ZP	4
13	63394	WLDMT- BOTTOM APRON SHAFT	1
14	64159	CLAMP-FILLER PAINTED	4
15	58322	HALF-DISC IDLER	12
16	62836	HALF DISC - SPACER ZP	24
17	1011725	BOLT-HEX: .38 X 2.00 NC	72
18	1016999	NUT-TOPLOCK: .38 NC GR5 ZP	80
19	64161	WLDMT-LOWER FILLER	2
20	63352	WLDMT-TOP APRON SHAFT	1
21	63365	SPROCKET-SPLIT 1.88	6
22	64162	WLDMT-UPPER FILLER	2
23	52382	SEAL PROTECTOR 1-3/4"	2
24	1032507	BOLT-HEX: .50 X 4.00 NC GR5 ZP	4
25	1027461	NUT-TOPLOCK: .50 NC GR5 ZP	8
26	1011828	WASHER-FLAT: .38 ZP	8
27	1011601	BOLT-HEX: .38 X 1.25 NC GR5 ZP	8
28	53845	CHAIN 1/2 X 42 X 1.88	6
	53784	CHAIN APRON 1/2 X 2.38 6ROW	
	53855	CHAIN APRON 1/2 X 1.88 6ROW	
29	300146	SHIM-BEARING	2





## PADDLE SHAFT

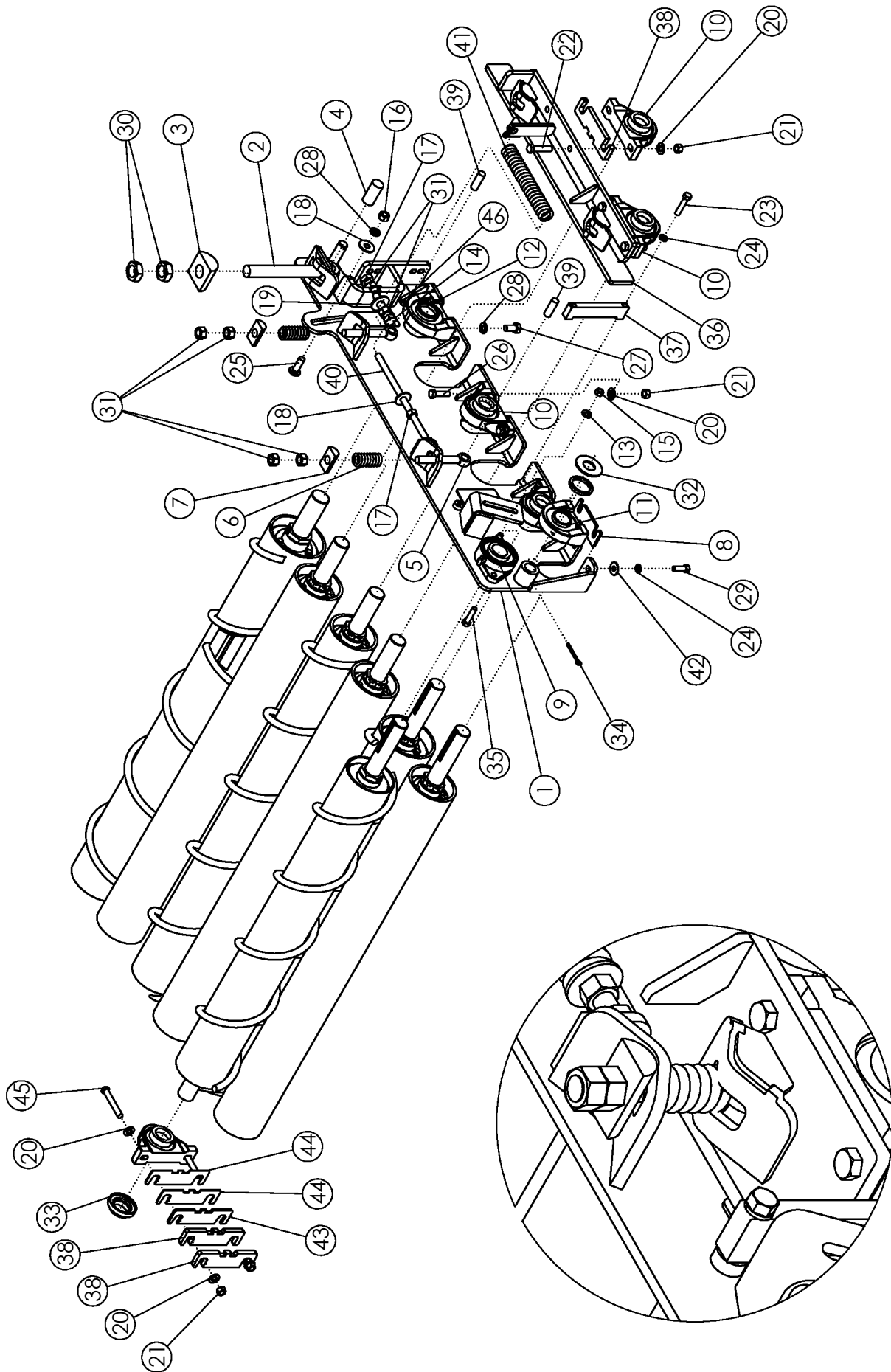
ITEM	PART NO.	DESCRIPTION	QTY
1	57996	SHIM-BEARING ZP	2
2	57997	BEARING-PILLOW 2"	2
3	57998	PLATE-BACKING ZP	2
4	51365	TIGHTENER BOLT	2
5	1013024	WASHER-FLAT: .63 ZP	4
6	1014000	BOLT-HEX: .63 X 3.50 NC GR5 ZP	2
7	1016726	BOLT-HEX: .63 X 4.00 NC GR5 ZP	2
8	1011813	WASHER-LOCK: .63 ZP	4
9	1011578	NUT-HEX: .63 NC GR2 ZP	8
10	57975	WLDMT-PADDLE SHAFT	1
11	1011586	WASHER-LOCK: .38 ZP	72
12	1011576	NUT-HEX: .38 NC GR2 ZP	72
13	50722	WLDMT - PADDLE DOUBLE RH	6
14	50721	WLDMT - PADDLE SINGLE RH	6
15	1016595	NUT-TOPLOCK: .63 NC GR5 ZP	24
16	1014349	BOLT-HEX: .63 X 1.50 NC GR5 ZP	24
17	50719	WLDMT - PADDLE DOUBLE LH	6
18	50720	WLDMT - PADDLE SINGLE LH	6
19	51562	PADDLE-RUBBER	36
20	1030779	BOLT-ELEVATOR: .38 X 1.50 NC ZP	72





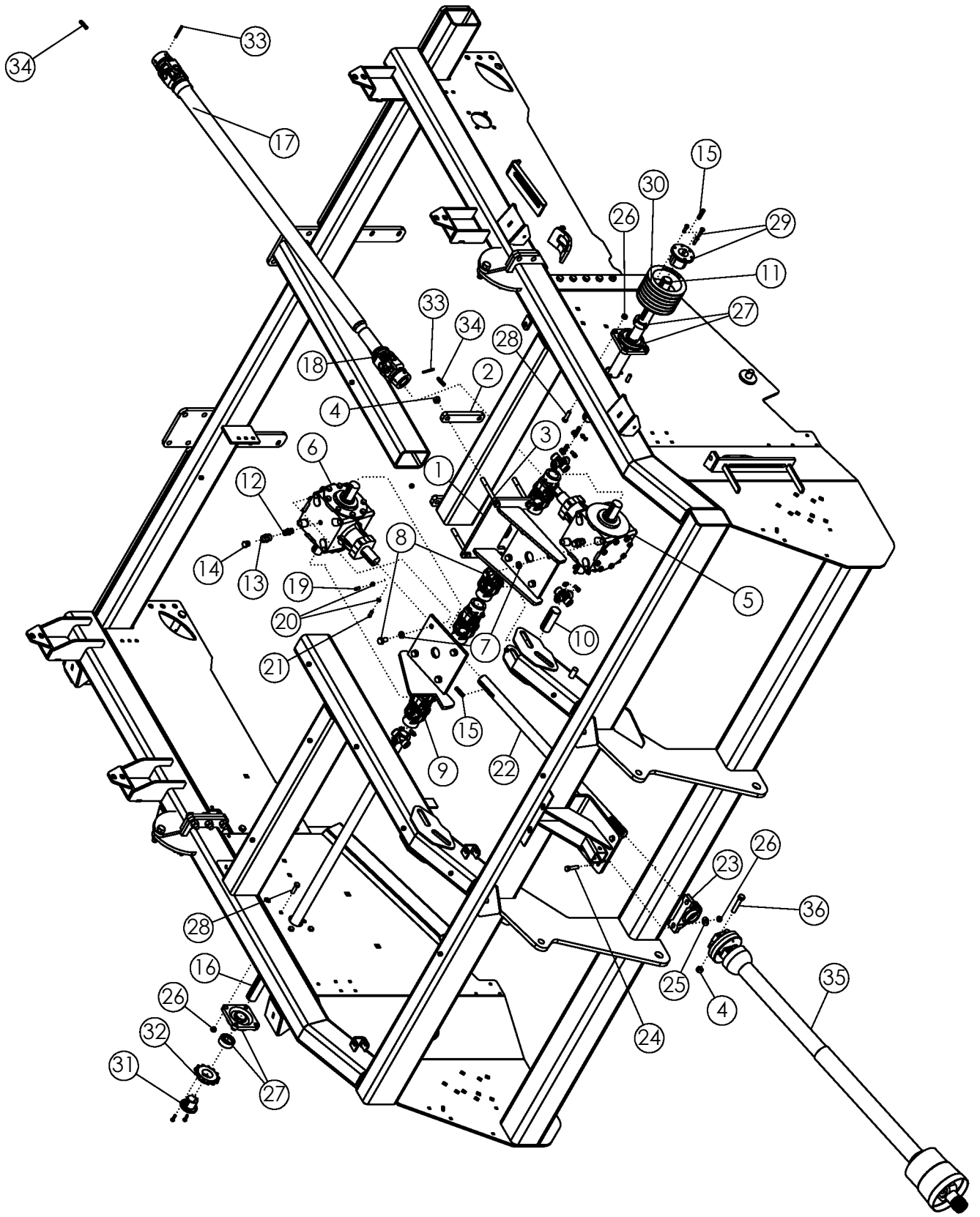
## CLEANING ROLLS

ITEM	PART NO.	DESCRIPTION	QTY
<b>PARTS COMMON TO ALL ROLLS</b>			
1	58459	#7-HUB TRANTORQUE 1.75 HD	4
2	64163	#2,3,4,5,6-HUB-TRANTORQUE 1.75 X 3.38	10
3	59471	SHAFT-STUB #7	2
4	58759	SHAFT-#7LH	1
5	64177	SHAFT-DRIVE #2,3,4,5	4
6	64179	SHAFT-IDLER #2,3,4,6	4
7	64181	SHAFT-#1 DRIVE END	1
8	64165	#1-HUB-TRANTORQUE 2.00 X 3.38	2
9	58761	SHAFT #7RH	1
10	64182	SHAFT-#1 IDLER END	1
11	64184	RING-RETAINING 1.75	10
12	64185	RING-RETAINING 2.00	2
13	64178	SHAFT-#5,6	2
14	1011599	BOLT-HEX: .38 X .75 NC GR5 ZP	36
15	1011586	WASHER-LOCK: .38 ZP	36
<b>CLEANING ROLLS (COMPLETE)</b>			
16	58824	ASSY-#1 ROLL-SCROLL-6R-TT	1
	58948	WLDMT-#1 SCROLLED-6R-HRD-TT	
17	58953	ASSY-#2,4-6R-5.5" STD-TT	2
18	58829	ASSY-#3 SCROLLED-6R-TT	1
	58949	WLDMT-#3-SCROLLED-6R-HRD-TT	
19	302757	ASSY-#5 SCROLLED-6R22-STD-TT	1
	302759	WDMT-#5-SCROLLED-6R22-HRD-TT	
20	58954	ASSY-#6-6R-5.5"-STD-TT	1
21	302697	ASSY-#7LH SCROLL-6R22-TT-SHORT	1
22	302696	ASSY-#7RH SCROLL-6R22-TT-SHORT	1



## CLEANING ROLL MOUNTING PACKAGE

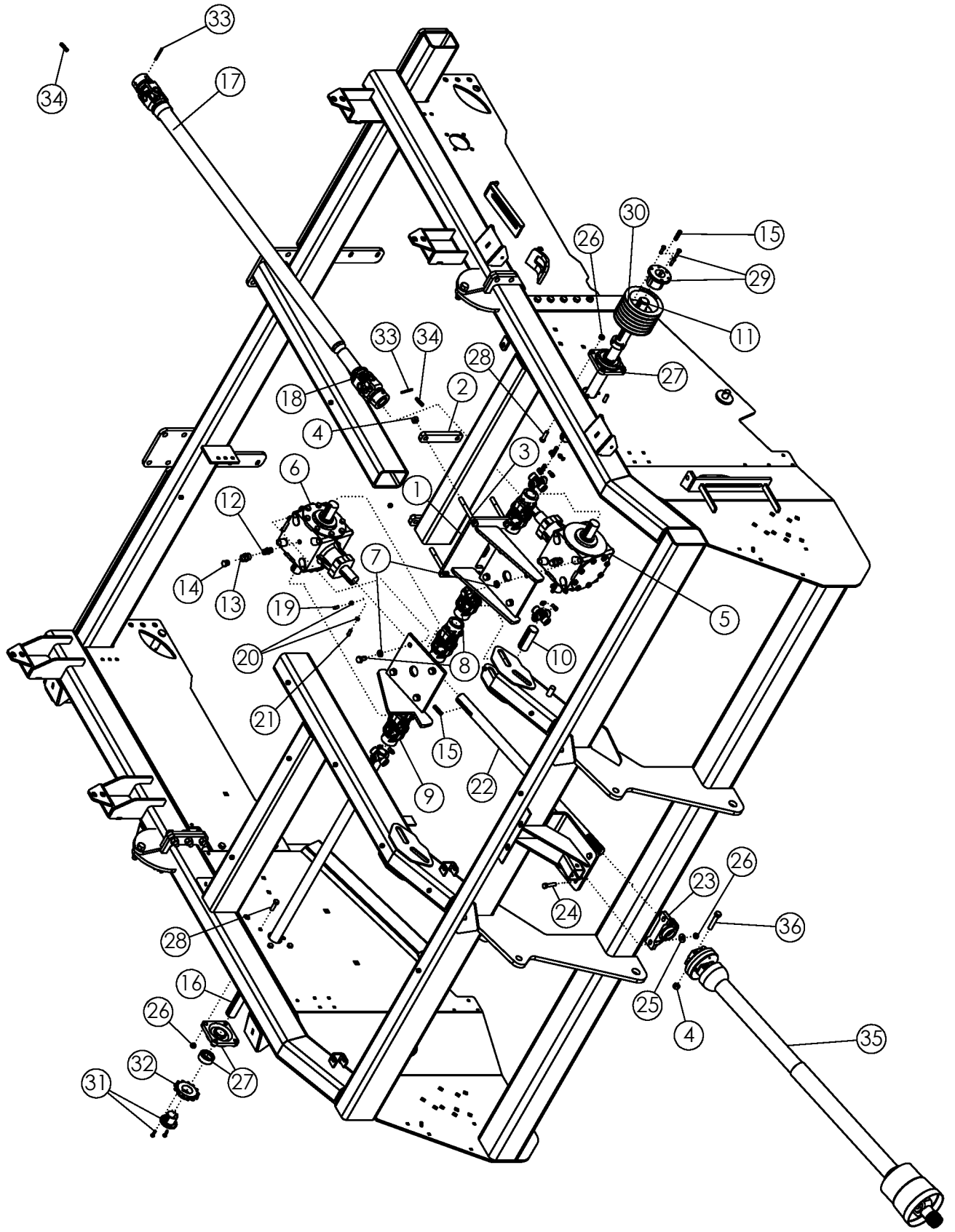
ITEM	PART NO.	DESCRIPTION	QTY
1	58907	WLDMT-MOUNT RH	1
	58906	WLDMT-MOUNT LH (NOT SHOWN)	1
2	56813	BOLT-EYEBOLT: 1.25 X 10.5 ZP	2
3	56679	HALF ROUND 3.0" ZP	2
4	56676	ROD ZP	2
5	56814	BOLT-EYEBOLT: .75 X 6.00 ZP	4
6	57877	SPRING 3.00" (RIGHT SIDE ONLY)	2
7	56680	HALF ROUND 1.50" ZP	4
8	57992	SHIM-BEARING	2
9	62134	BEARING-FLANGE 1-3/4"	2
10	52405	BEARING-PILLOW 1-3/4"	10
	64466	PILLOW BLOCK BEARING 1-3/4" STL (ROCK ONLY)	
11	62135	BEARING 1.750 TAPPED BASE	2
	301608	ASSY-STEEL TAPPED BASE BRG 1-3/4"(ROCK ONLY)	
12	62136	BEARING 2.000 TAPPED BASE	2
	301523	ASSY-STL TAPPED BASE BRG 2.00" (ROCK ONLY)	
13	1011584	WASHER-FLAT: SAE .50 ZP	4
14	303390	BOLT-HEX: .75 X 3.50 NC GR5 ZP FT	2
15	1027461	NUT-TOPLOCK: .50 NC GR5 ZP	4
16	1011578	NUT-HEX: .63 NC GR2 ZP	6
17	1011827	NUT-JAM: .75 NC GR2 ZP	2
18	1013024	WASHER-FLAT: .63 ZP	4
19	1030702	WASHER-FLAT: .75 ZP	4
20	59104	WASHER-FLAT: .56 GR8 ZP	24
21	59105	NUT-TOPLOCK: .56 NC GR8 ZP	20
22	59103	BOLT-HEX: .56 X 2.50 NC GR8 ZP	8
23	1011610	BOLT-HEX: .50 X 2.50 NC GR5 ZP	4
24	1011581	WASHER-LOCK: .50 ZP	8
25	58635	BOLT-CRG: .63 X 2.00 NC GR5 ZP	2
26	59102	BOLT-HEX: .56 X 2.00 NC GR8 ZP	8
27	1032509	BOLT-HEX: .63 X 1.25 NC GR5 ZP	4
28	1011813	WASHER-LOCK: .63 ZP	6
29	1011607	BOLT-HEX: .50 X 1.50 NC GR5 ZP	4
30	62511	NUT-JAM: 1.25 NC GR2 ZP	4
31	1011620	NUT-HEX: .75 NC GR2 ZP	12
32	1013431	WASHER-FLAT: 1.25 ZP	2
33	52383	LOCK PROTECTOR 1-3/4"	4
34	1016727	PIN-COTTER: .25 X 2.50 NP	2
35	1011609	BOLT-HEX: .50 X 2.00 NC GR5 ZP	4
36	56682	WLDMT-SLIDE MOUNT RH	1
	56681	WLDMT-SLIDE MOUNT LH (NOT SHOWN)	1
37	56677	WLDMT-HOLDER	2
38	57792	SHIM-BEARING	8
39	56675	ROD ZP	4
40	56815	WLDMT-BOLT & NUT ZP	2
41	57878	SPRING 10"	2
42	1014443	WASHER-FLAT: .50 ZP	4
43	56672	SHIM-BEARING 0.25" 2 X 7.5 ZP	4
44	300146	SHIM-BEARING 0.12" 2 X 7.5 ZP	2
45	302556	BOLT-HEX: .56 X 3.75 NC GR8 ZP	4
46	1015294	ZERK-GREASE: .13 NPT 90DEG	2





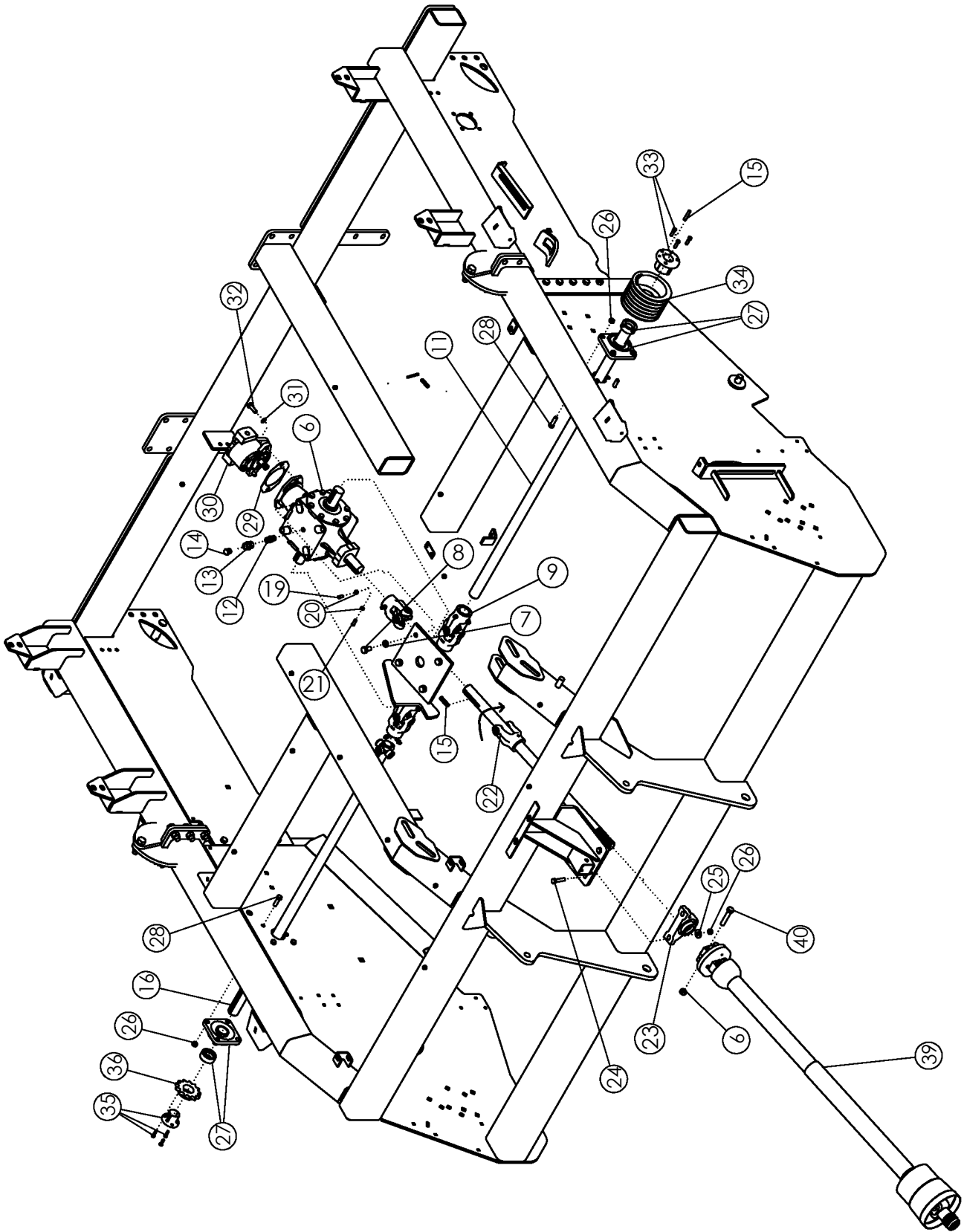
## MAIN DRIVE

ITEM	PART NO.	DESCRIPTION	QTY
1	62204	WLDMT-MOUNT GEARBOX	1
2	62544	BAR-BOLTING	2
3	1032504	BOLT-HEX: .63 X 6.00 NC GR8 ZP	4
4	1016595	NUT-TOPLOCK: .63 NC GR5 ZP	6
5	63847	GEARBOX-PRAIRIE (1.35:1) 905 BLK LIQUID PAINT	1
6	63846	GEARBOX-PRAIRIE (1.81:1) 905 BLK LIQUID PAINT	1
7	1011813	WASHER-LOCK: .63 ZP	8
8	1032509	BOLT-HEX: .63 X 1.25 NC GR5 ZP	8
9	53642	U-JOINT, 35 SERIES W/EXTENDED LUBE	5
10	57934	SHAFT-DRIVE LH SHORT	1
11	57935	SHAFT-DRIVE LH LONG 6R	1
12	69128	FTG-ADAPTER: 8MP-8MP 4" LONG	2
13	55730	FTG-ADAPTER: 8FP-8FP	2
14	64408	VENT: 1/2 NPT	2
15	50152	KEY .375 X .375 X 2.000	13
16	56819	SHAFT-DRIVE 6R	1
17	57924	SHAFT-DRIVE: 72.50" BLACK	1
18	57925	COUPLER-DRIVE BLACK	1
19	50813	SCREW-SET: SQ HD .38 X 1.00 ZP	12
20	1013519	NUT-JAM: .38 NC GR2 ZP	22
21	1032511	SCREW-SET:SQ HD .38 X .75	10
22	56775	SHAFT-SPLINED	1
23	52405	BEARING-PILLOW 1-3/4"	1
24	1017708	BOLT-HEX: .50 X 2.25 NC GR5 ZP	2
25	1014443	WASHER-FLAT: .50 ZP	2
26	1027461	NUT-TOPLOCK: .50 NC GR5 ZP	10
27	52404	BEARING-FLANGE 1-3/4"	2
28	1011608	BOLT-HEX: .50 X 1.75 NC GR5 ZP	8
29	50335	HUB Q1 1-3/4"	1
30	56647	SHEAVE 6TB68	1
	56646	SHEAVE 6TB62	1
	53668	SHEAVE 6TB56	1
31	53641	HUB P1 1-3/4" (WITH KEY)	1
32	62034	SPROCKET H80-P12	1
33	58290	PIN-ROLL: .25 X 2.25 NP	2
34	58396	KEY .313 X .313 X 1.750	2
35	301575	PTO-CV 1 3/8"-21 X 90" WEASLER (HRV)	1
	301558	PTO-CV 1 3/4"-20 X 90" WEASLER (HRV)	1
36	1030704	BOLT-HEX: .63 X 3.25 NC GR8 ZP	2



## MAIN DRIVE (CONTINUED)

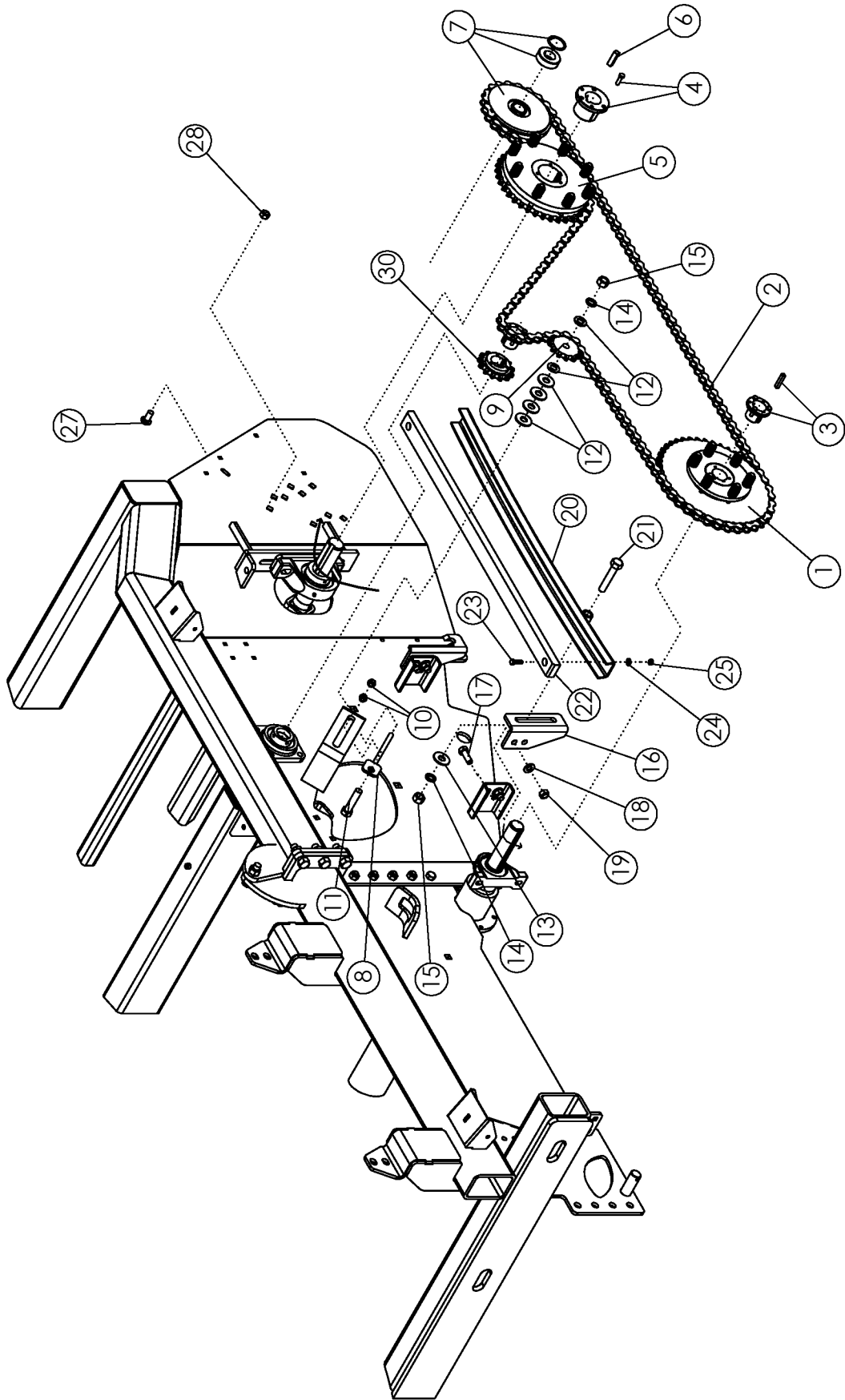
ITEM	PART NO.	DESCRIPTION	QTY
39	52338R	DECAL-DANGER	4
40	52329R	DECAL-DANGER	2
41	64616R	DECAL-ENGAGE PTO	1
42	62964R	DECAL-WARNING	1
43	53747R	DECAL-DANGER	1
44	59614R	DECAL-CAUTION	1





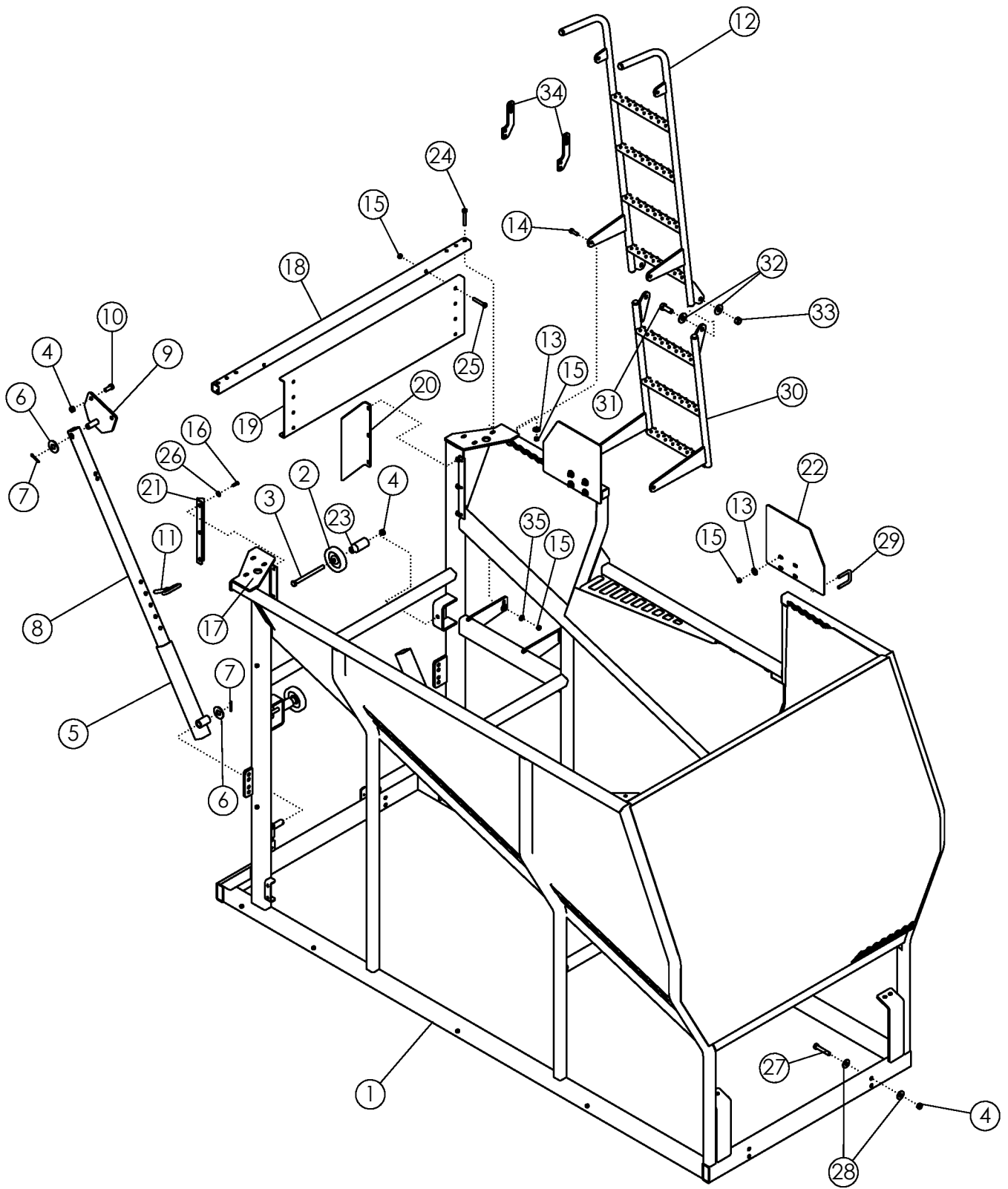
## MAIN DRIVE: ONBOARD OPTION

ITEM	PART NO.	DESCRIPTION	QTY
6	62015	GEARBOX: 1.81:1 W/ C MOUNT BLACK	1
7	1011813	WASHER-LOCK: .63 ZP	8
8	1032509	BOLT-HEX: .63 X 1.00 NC GR5 ZP	8
9	53642	U-JOINT	5
11	56819	SHAFT-DRIVE 6R	1
12	69128	FTG-ADAPTER: 8MP-8MP 4" LONG	2
13	55730	FTG-ADAPTER: 8FP-8FP	2
14	64408	VENT PLUG .50	2
15	50152	KEY .38 X .38 X 2.00	11
16	56819	SHAFT-DRIVE 6R	1
19	50813	SCREW-SET: SQ HD .38 X 1.00 ZP	12
20	1013519	NUT-JAM: .38 NC GR2 ZP	22
21	1032511	SCREW-SET: SQ HD .38 X .75	10
22	56775	SPLINE SHAFT	1
23	52405	BEARING-PILLOW 1.75	1
24	1017708	BOLT-HEX: .50 X 2.25 NC GR5 ZP	2
25	1014443	WASHER-FLAT: .50 ZP	2
26	1027461	NUT-TOPLOCK: .50 NC GR5 ZP	10
27	52404	BEARING-FLANGE 1.75	2
28	1011608	BOLT-HEX: .50 X 1.75 NC GR5 ZP	8
29	301066	PLATE-ADAPTER SAE "C" PUMP	1
30	303588	PUMP-5.4^3 SAE C (CW) (3500 PSI)	1
31	1011581	WASHER-LOCK: .50 ZP	2
32	1011607	BOLT-HEX: .50 X 1.50 NC GR5 ZP	2
33	50335	HUB Q1 1.75	1
34	56647	SHEAVE 6TB68	1
	56646	SHEAVE 6TB62	1
	53668	SHEAVE 6TB56	1
35	53641	HUB P1 1.75	1
36	62034	SPROCKET H80-P12	1
37	58290	PIN-ROLL: .25 X 2.25 NP	2
39	301575	PTO-CV 1.38" WEASLER (HRV)	1
	301558	PTO-CV 1 3/4"-20 X 90" WEASLER (HRV)	
40	1030704	BOLT-HEX: .63 X 3.25 NC GR8 ZP	2



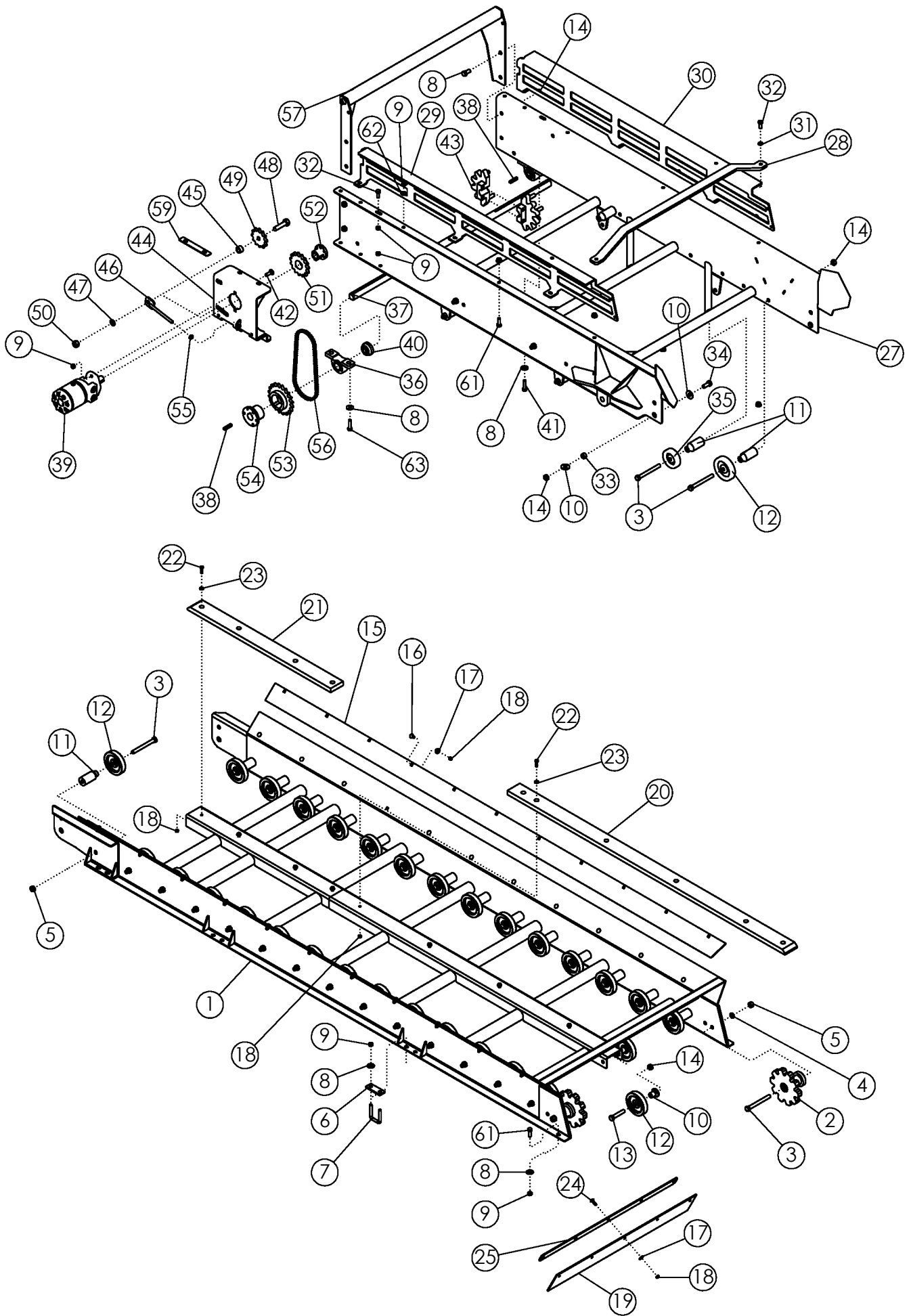
## APRON/PADDLE SHAFT DRIVE

ITEM	PART NO.		QTY
1	58335	SPROCKET-CLUTCH 80P45 PRESET	1
	73034	SPROCKET H80-P14 (ROCK ONLY)	
2	303561	CHAIN-ROLLER CP 80H-1R-177	1
	303562	CHAIN-ROLLER CP 80H-1R-182	
3	53641	HUB P1 1.75 (WITH .38 X 2.00 KEY)	1
4	50385	HUB Q1 2.00	1
5	57993	SPROCKET-CLUTCH 80Q36 PRESET	1
	69630	SPROCKET-CLUTCH 80Q51 PRESET (PLASTIC PADDLE)	
6	57995	KEY .50 X .50 X 2.00	1
7	56851	SPROCKET-IDLER H8025 X 1.44	1
8	56864	WLDMT-ADJUSTER	1
9	56334	SPROCKET-IDLER 8012	1
10	1011577	NUT-HEX: .50 NC GR2 ZP	2
11	1032271	BOLT-HEX: .75 X 3.25 NC GR5 ZP	1
12	1012634	WASHER-FLAT: SAE .75 ZP	6
13	1030702	WASHER-FLAT: .75 ZP	2
14	1012061	WASHER-LOCK: .75 ZP	3
15	1011620	NUT-HEX: .75 NC GR5 ZP	3
16	57804	MOUNT	2
17	1013918	BOLT-HEX: .63 X 1.75 NC GR5 ZP	4
18	1013004	WASHER-FLAT: SAE .63 ZP	4
19	1016595	NUT-TOPLOCK: .63 NC GR5 ZP	4
20	57853	WLDMT-SUPPORT	1
21	1011625	BOLT-HEX: .75 X 4.00 NC GR5 ZP	2
22	57827	SLIDE-CHAIN	1
23	1011601	BOLT-HEX: .38 X 1.25 NC GR5 ZP	2
24	1014608	WASHER-FLAT: SAE .38 ZP	2
25	1016999	NUT-TOPLOCK: .38 NC GR5 ZP	2
26	69625	WLDMT-IDLER PADDLE SHAFT	1
27	72063	BOLT-CRG: .63 X 1.50 NC GR5 ZP	3
28	1016595	NUT-TOPLOCK: .63 NC GR5 ZP	3
29	68136	PLUG- .625 SQUARE PLASTIC (NOT SHOWN)	4
30	56339	SPROCKET H80-P13	1



## TANK ASSEMBLY

ITEM	PART NO.	DESCRIPTION	QTY
1	69758	WLDMT-TANK 6R	1
2	53825	BOGIE WHEEL 5"	2
3	1013068	BOLT-HEX: .63 X 6.00 NC GR5 ZP	2
4	1016595	NUT-TOPLOCK: .63 NC GR5 ZP	14
5	302643	WLDMT-LOCK SLIDE	2
6	1020685	WASHER-FLAT: 1.00	4
7	1016944	PIN-COTTER: .25 X 2.00 ZP	4
8	302641	TUBE-LOCK	2
9	54785	WLDMT-LOCK BRACKET	2
10	1014349	BOLT-HEX: .63 X 1.50 NC GR5 ZP	4
11	1030947	PIN-HITCH: .63 X 4.00 ZP WHAIRPIN	2
12	72420	WLDMT-LADDER TOP	1
13	1014443	WASHER-FLAT: .50 ZP	12
14	1011607	BOLT-HEX: .50 X 1.50 NC GR5 ZP	4
15	1027461	NUT-TOPLOCK: .50 NC GR5 ZP	18
16	1011600	BOLT-HEX: .38 X 1.00 NC GR5 ZP	6
17	1016999	NUT-TOPLOCK: .38 NC GR5 ZP	6
18	64749	TUBE-STRIKER	1
19	64574	PLATE-STRIKER	1
20	64746	PLATE-TANK TO BOOMREAR	1
21	64747	PLATE-TANK TO BOOMFRONT	1
22	57917	PLATE-EXTENSION	2
23	64192	STAND-OFF 4"	2
24	1017719	BOLT-HEX: .50 X 3.25 NC GR5 ZP	4
25	1011611	BOLT-HEX: .50 X 3.00 NC GR5 ZP	2
26	1011828	WASHER-FLAT: .38 ZP	6
27	1014000	BOLT-HEX: .63 X 3.50 NC GR5 ZP	8
28	1013024	WASHER-FLAT: .63 ZP	16
29	65658	U-BOLT: .500 X 3 X 2.063 X 3	4
30	301320	WLDMT-LADDER BOTTOM 3-RUNG	1
31	1012060	BOLT-HEX: .75 X 2.00 NC GR5 ZP	2
32	1030702	WASHER-FLAT: .75 ZP	4
33	1017000	NUT-TOPLOCK: .75 NC GR5 ZP	2
34	301382	PLATE-LADDER MOUNT NARROW	2
35	1011584	WASHER-FLAT: SAE .50 ZP	4

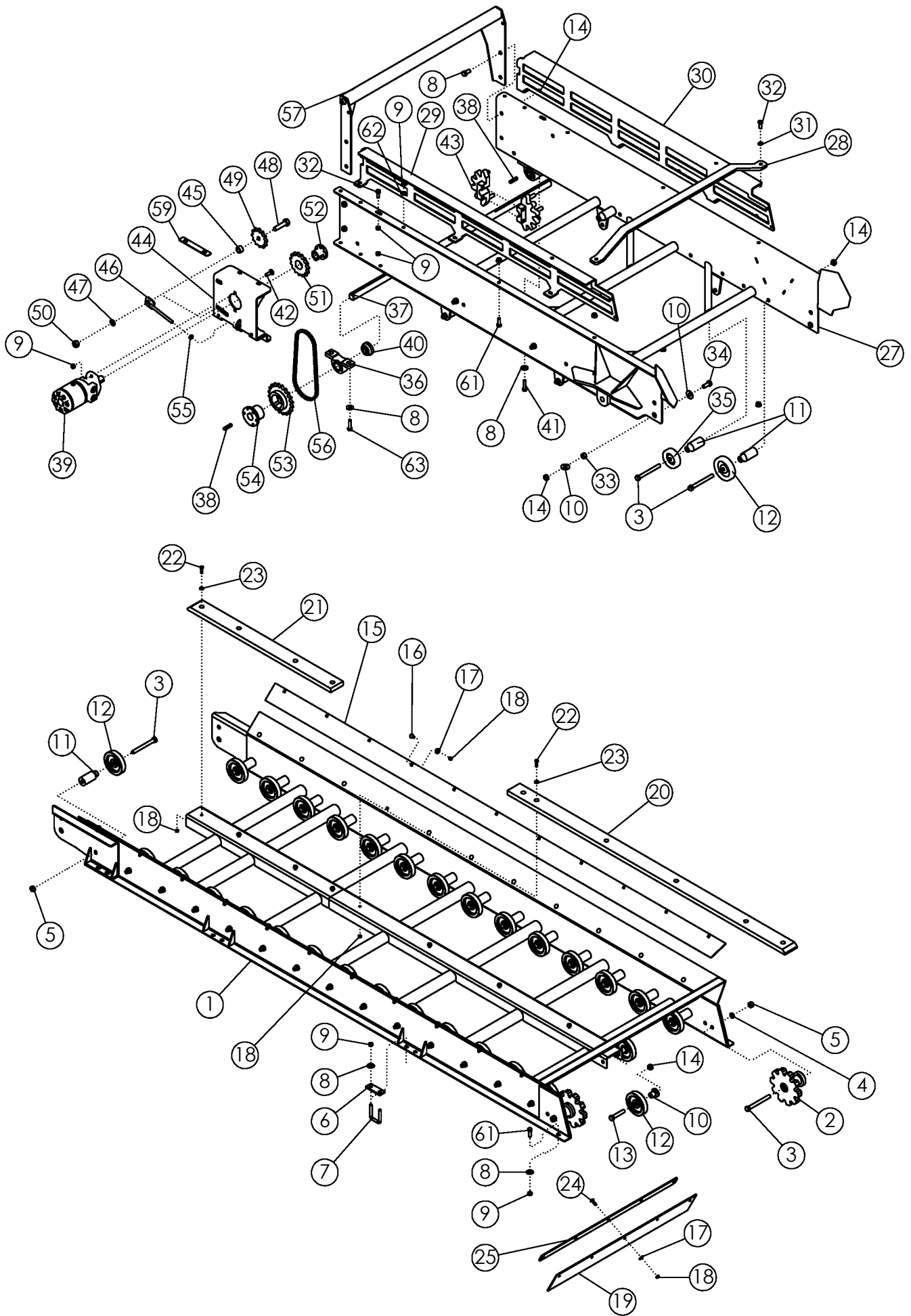




## ELEVATOR AND BOOM ASSEMBLY

ITEM	PART NO.	DESCRIPTION	QTY
1	301510	WLDMT-ELEVATOR 6R	1
2	63813	SPROCKET-IDLER 50MM 10T	2
	54824	SPROCKET-IDLER 56MM	
3	1013068	BOLT-HEX: .63 X 6.00 NC GR5 ZP	40
4	1011813	WASHER-LOCK: .63 ZP	2
5	1011578	NUT-HEX: .63 NC GR2 ZP	2
6	64748	PLATE-ELEVATOR BACKING	4
7	65658	U-BOLT: .50 X 3 X 2.06 X 3	6
8	1014443	WASHER-FLAT: .50 ZP	25
9	1027461	NUT-TOPLOCK: .50 NC GR5 ZP	30
10	58971	STAND OFF 1.50"	2
11	64192	STAND OFF	38
12	53825	BOGIE WHEEL 5"	36
13	65825	BOLT-HEX: .63 X 3.25 NC GR5 ZP	2
14	1016595	NUT-TOPLOCK: .63 NC GR5 ZP	46
15	64550	SHEET-BELT PROTECTOR	2
16	59488	BOLT-CRG: .38 X 1.00 NC GR5 ZP	22
17	1011828	WASHER-FLAT .38 ZP	22
18	1016999	NUT-TOPLOCK: .38 NC GR5 ZP	36
19	64609	FLAP-ELEVATOR	1
20	69822	SLIDE-ELEVATOR PLASTIC 6R/8R/12R	1
21	301515	SLIDE-ELEVATOR PLASTIC 6R	1
22	1011601	BOLT-HEX: .38 X 1.25 NC GR5 ZP	9
23	1014608	WASHER-FLT: SAE .38 ZP	9
24	1016362	BOLT-CRG: .38 X 1.25 NC GR5 ZP	5
25	64608	STRIP-BOLTING	1
26	68075	BELT-50MM ELEVATOR 6R (NOT SHOWN)	1
	68074	BELT-56MM ELEVATOR 6R (NOT SHOWN)	
	301509	BELT- 56MM ELEVATOR 6R DOUBLE (NOT SHOWN)	
	301513	BELT- 50MM ELEVATOR 6R DOUBLE (NOT SHOWN)	
27	53450	WLDMT-ELEVATOR BOOM 4R/6R/8R	1
28	54803	CROSS BRACE-BOOM	1
29	301525	PLATE-BOOM EXTENSION SHORT FRONT	1
30	301524	PLATE-BOOM EXTENSION SHORT REAR	1
31	1011581	WASHER-LOCK: .50 ZP	2
32	1011606	BOLT-HEX: .50 X 1.25 NC GR5 ZP	4
33	53449	SLEEVE-HINGE	2
34	1014349	BOLT-HEX: .63 X 1.50 NC GR5 ZP	6
35	53854	BOGIE WHEEL 4"	4
36	52405	BEARING-PILLOW 1-3/4"	2

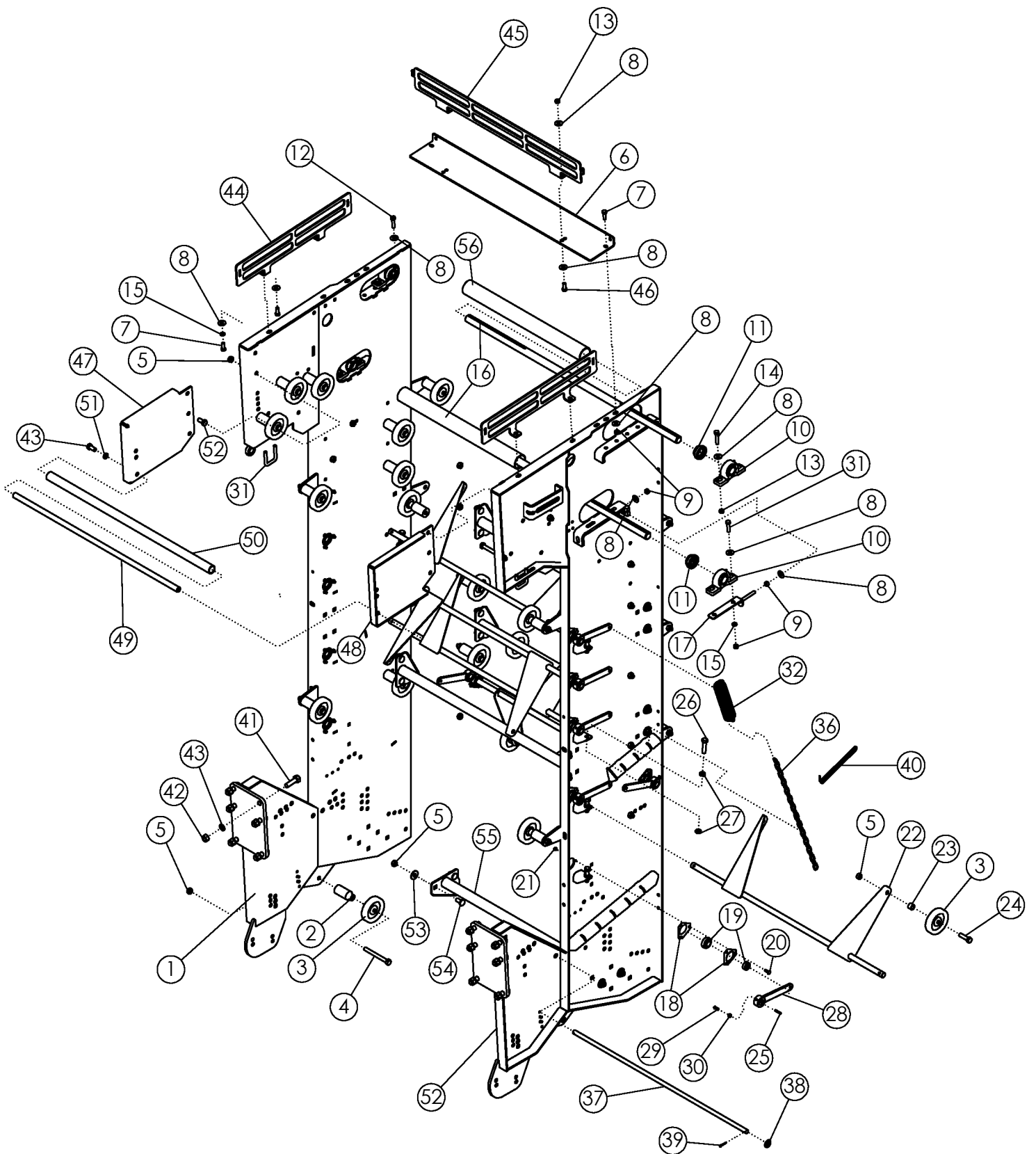
CONTINUED





## ELEVATOR AND BOOM ASSEMBLY (CONTINUED)

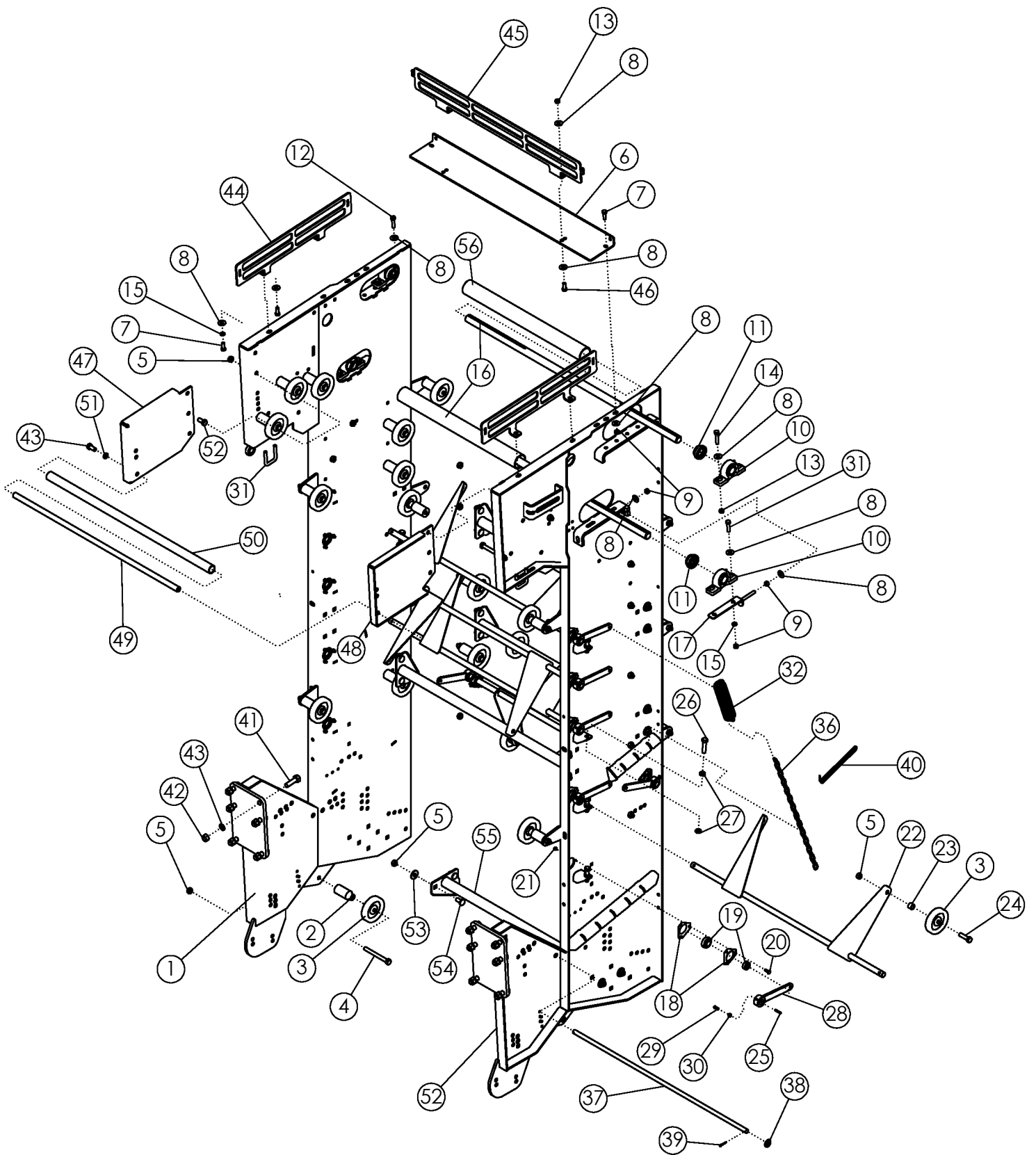
ITEM	PART NO.	DESCRIPTION	QTY
37	68650	SHAFT-HEAD Ø7.750	1
38	50152	KEY .38 X .38 X 2.00	3
39	57686	MOTOR-HYDRAULIC 32.3IN <sup>3</sup> /REV	1
	57880	SEAL KIT FOR 57686	
40	53933	CHAIN-ROLLER 60H-1R-045	2
41	1011609	BOLT-HEX: .50 X 2.00 NC GR5 ZP	2
42	1011660	BOLT-CRG: .50 X 1.50 NC GR5 ZP	2
43	68658	SPROCKET-SPLIT 56MM 10T Ø1.750	2
	301521	SPROCKET-SPLIT 50MM 12T Ø1.750 DOUBLE BELT	
	301522	SPROCKET-SPLIT 56MM 10T Ø1.750 DOUBLE BELT	
	68659	SPROCKET-SPLIT 50MM 12T Ø1.750	
44	64627	WLDMT-REDUCTION MOUNT	1
45	58086	SPACER-CHAIN IDLER ZP	1
46	63876	TENSIONER ZP	1
47	1012061	WASHER-LOCK: .75 ZP	1
48	1012059	BOLT-HEX: .75 X 3.00 NC GR5 ZP	1
49	56334	SPROCKET-IDLER 8012	1
50	1011620	NUT-HEX: .75 NC GR2 ZP	1
51	64155	SPROCKET H80-P15	1
52	53719	HUB P1 1-1/4"	1
53	56650	SPROCKET H80-Q20	1
54	50752	HUB Q1 1-7/16"	1
55	1011591	NUT-JAM: .50 NC ZP	2
56	64654	CHAIN-ROLLER 80H-1R-038	1
	64675	LINK-OFFSET #80H	2
57	64578	WLDMT-BOOM END SUPPORT	1
58	1032509	BOLT-HEX: .63 X 1.25 NC GR5 ZP	4
59	64732	PLATE-SHIM 0.120	2
60	1013024	WASHER-FLAT: .63 ZP	4
61	1011607	BOLT-HEX: .50 X 1.50 NC GR5 ZP	2
62	1011584	WASHER-FLAT: SAE .50 ZP	12
63	1017708	BOLT-HEX: .50 X 2.25 NC GR5 ZP	2



## REAR SCRUB

ITEM	PART NO.	DESCRIPTION	QTY
1	300402	WLDMT-REAR SCRUB PANEL RH	1
2	64192	STAND OFF	28
3	53825	BOGIE WHEEL 5"	40
4	1013068	BOLT-HEX: .63 X 6.00 NC GR5 ZP	28
5	1016595	NUT-TOPLOCK: .63 NC GR5 ZP	64
6	57916	BAR-STRIPPER	1
7	1011606	BOLT-HEX: .50 X 1.25 NC GR5 ZP	2
8	1014443	WASHER-FLAT: .50 ZP	28
9	1011577	NUT-HEX: .50 NC GR2 ZP	14
10	52405	PILLOWBLOCK BEARING 1.75	4
11	52382	SEAL PROTECTOR 1.75	4
12	1011609	BOLT-HEX: .50 X 2.00 NC GR5 ZP	4
13	1027461	NUT-TOPLOCK: .50 NC GR5 ZP	10
14	1011610	BOLT-HEX: .50 X 2.50 NC GR5 ZP	4
15	1011581	WASHER-LOCK: .50 ZP	2
16	68650	SHAFT-HEAD 1.75	2
17	68655	TIGHTENER-ZP	2
18	53945	TRIANGLE FLANGETTE	24
19	53944	BEARING-INSERT 1" WTH LOCKING COLLAR	12
20	1017255	BOLT-CRG: .31 X 1.00	36
21	1030700	NUT-TOPLOCK: .31 NC GR5 ZP	36
22	53401	WLDMT-PENDULUM	6
23	64253	SPACER ZP	12
24	1017526	BOLT-HEX: .63 X 2.25 NC GR5 ZP	12
25	1012975	KEY .250 X .250 X 1.250	12
26	69390	BOLT-HEX: .63 X 2.50 NC GR5 ZP FULL	8
27	1026259	NUT-JAM: .63 NC GR2 ZP	16
28	50718	ARM-ZP	12
29	50813	SCREW-SET: SQ HD .38 X 1.00 ZP	12
30	1013519	NUT-JAM: .38 NC GR2 ZP	12
31	65658	U-BOLT: .50 X 3 X 2.063 X 3	2
32	53159	SPRING	12
33	57937	CHAIN-LINK: .19 X 8.00 (NOT SHOWN)	4
34	57938	CHAIN-LINK: .19 X 20.00 (NOT SHOWN)	2
35	57939	CHAIN-LINK: .19 X 24.00 (NOT SHOWN)	4
36	57940	CHAIN-LINK: .19 X 30.00	2
37	62896	ROD-SCRUB CLEANER	1
38	1012634	WASHER-FLAT: SAE .75 ZP	2
39	1011984	PIN-COTTER: .16 X 1.50 ZP	2
40	1017248	TIE, CABLE	4

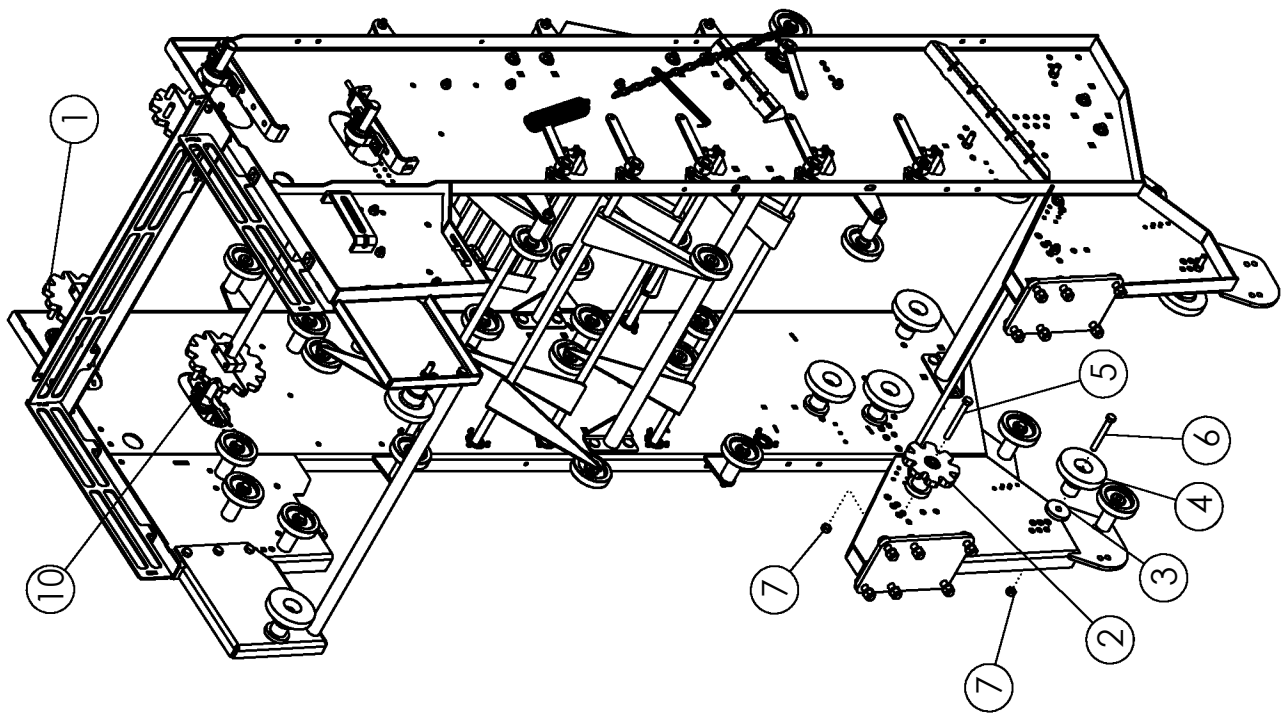
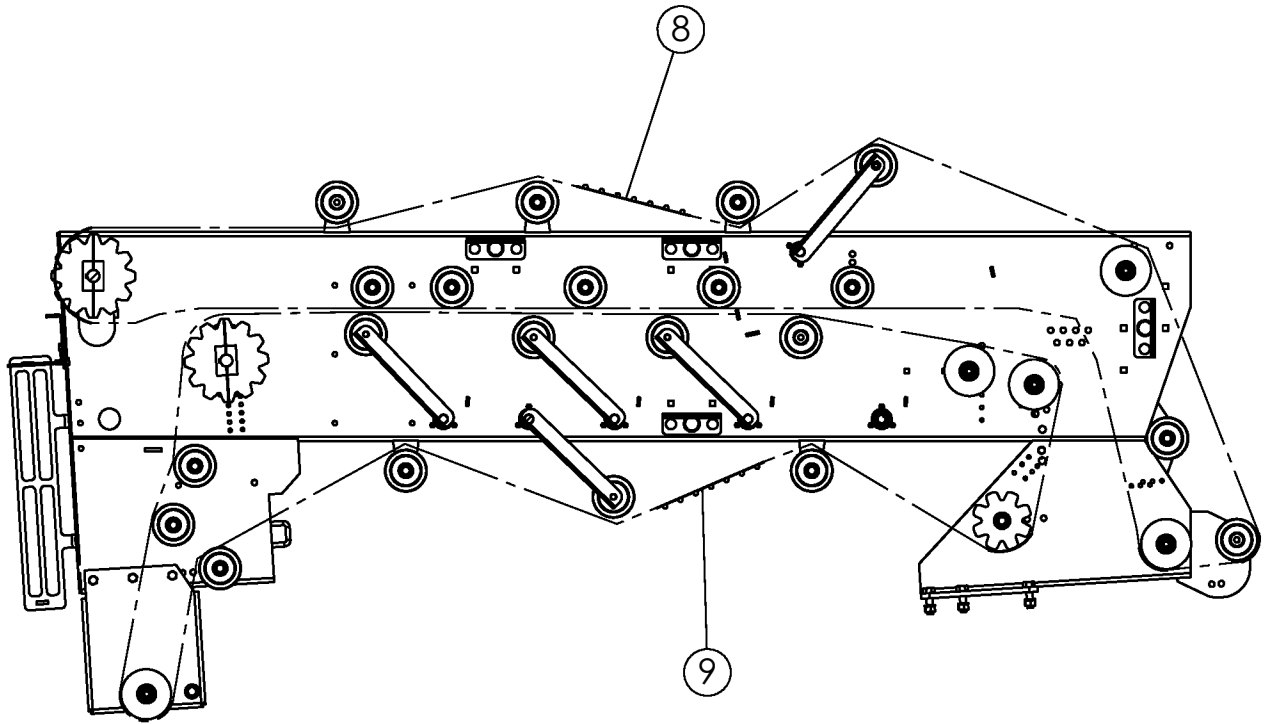
CONTINUED





## REAR SCRUB (CONTINUED)

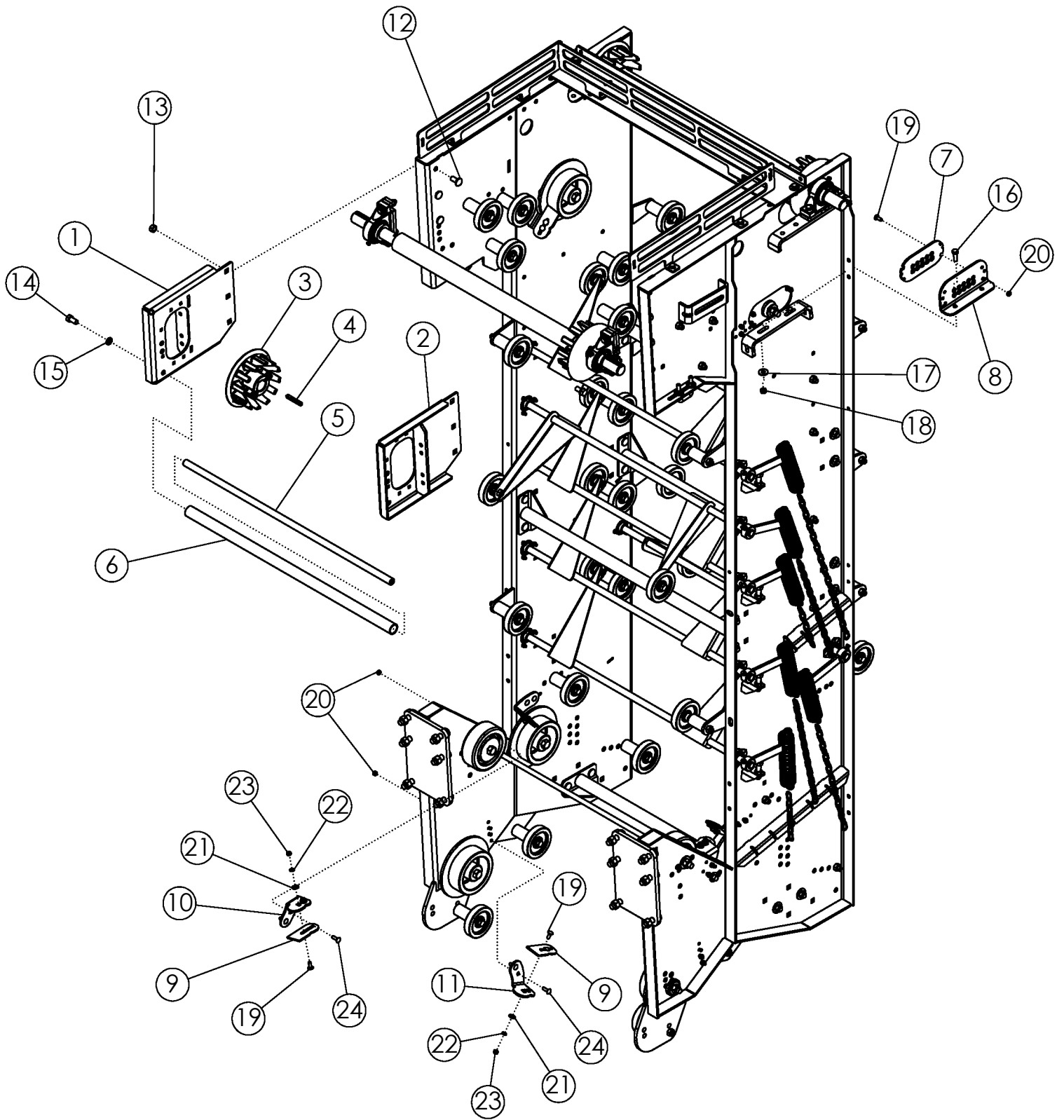
ITEM	PART NO.	DESCRIPTION	QTY
41	1016598	BOLT- HEX: .75 X 2.50 NC GR5 ZP	12
42	1017000	NUT-TOPLOCK: .75 NC	12
43	1032509	BOLT-HEX: .63 X 1.25 NC GR5 ZP	8
44	73127	PLATE-SCRUB EXT.-SIDE	2
45	58898	PLATE-SCRUB EXT-REAR	1
46	1011607	BOLT-HEX: .50 X 1.50 NC GR5 ZP	6
47	54805	REAR SCRUB EXTENSION RH	1
48	54778	REAR SCRUB EXTENSION LH	1
49	56754	PIPE-THREADED	1
50	56773	PIPE-PLASTIC	1
51	1011813	WASHER-LOCK: .63 ZP	2
52	300401	WLDMT-REAR SCRUB PANEL LH	1
53	1013024	WASHER-FLAT: .63 ZP	16
54	72063	BOLT-CRG: .63 X 1.50 NC GR5 ZP	16
55	300403	WLDMT-CROSS TUBE	4
56	302402	PIPE-PLASTIC	2





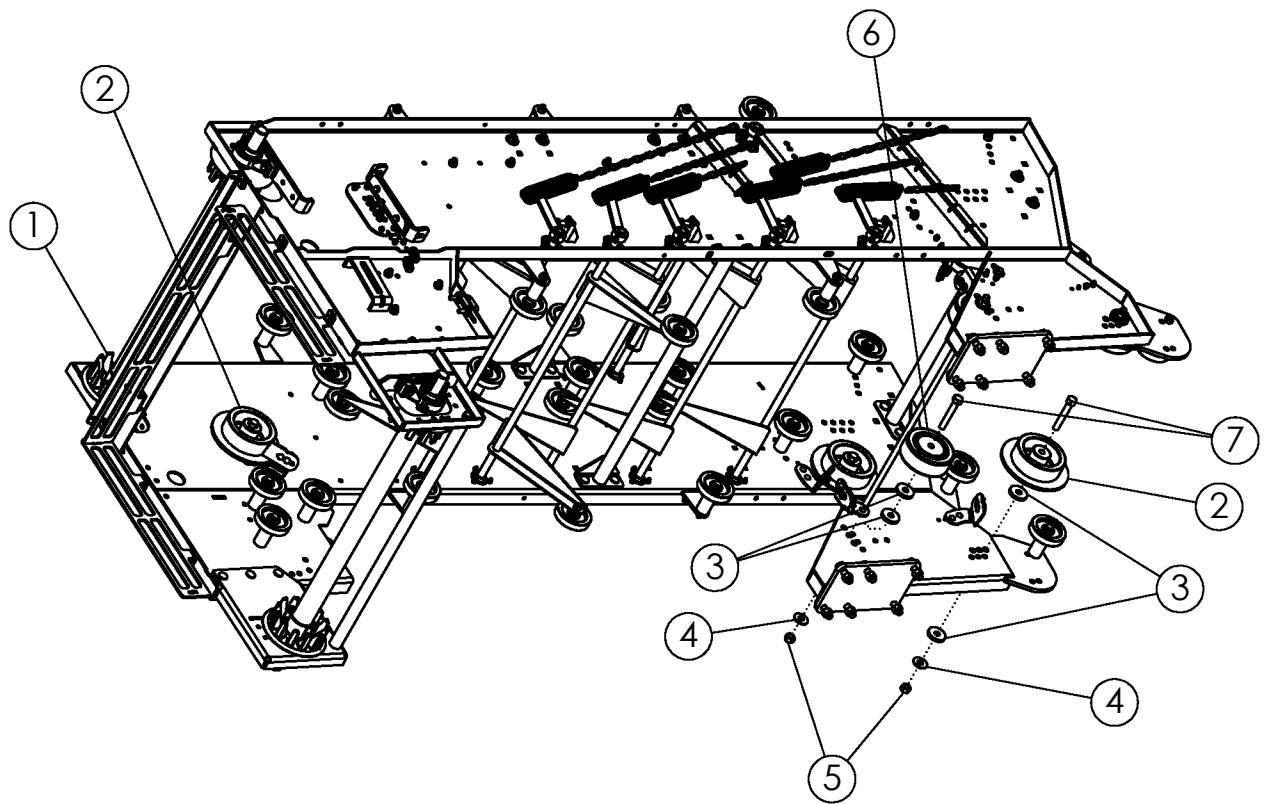
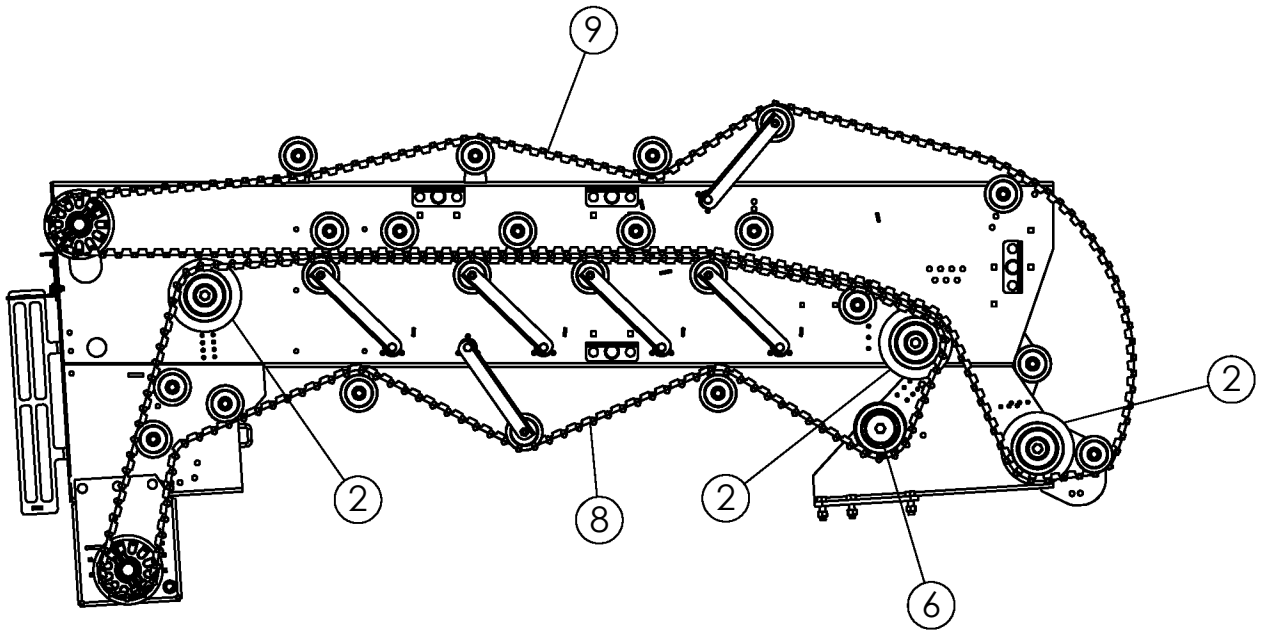
<b>REAR SCRUB: BELTED CHAIN 56MM</b>			
<b>ITEM</b>	<b>PART NO.</b>	<b>DESCRIPTION</b>	<b>QTY</b>
1	68651	SPROCKET-SPLIT 56MM 12T Ø1.75	2
	68667*	SPROCKET-56MM 14T URETHANE (OUTSIDE)	2
2	54824	SPROCKET-IDLER 56MM	2
3	62932	PLATE-SHIM .50 ZP	10
4	54042	ROLLER-STEP 6"	10
5	1013068	BOLT-HEX: .63 X6.00 NC GR5 ZP	2
6	1013816	BOLT-HEX: .63 X5.00 NC GR5 ZP	10
7	1016595	NUT-TOPLOCK: .63 NC GR5 ZP	12
8	53842	BELT-56MM OUTSIDE SCRUB 6R/8R	1
9	62141	BELT-56MM INSIDE SCRUB 6R/8R	1
10	68651	SPROCKET-SPLIT 56MM 12T Ø1.75 (INSIDE)	2
11	50152	KEY .375 X .375 X 2.000 (NOT SHOWN)	4
	58201*	KEY .375 X .375 X 3.000 (NOT SHOWN)	
<b>REAR SCRUB: BELTED CHAIN 56MM FLANGE ROLLER</b>			
<b>ITEM</b>	<b>PART NO.</b>	<b>DESCRIPTION</b>	<b>QTY</b>
1	68651	SPROCKET-SPLIT 56MM 12T Ø1.75	2
2	59057	ROLLER-RUBBER FLANGE 6.5"	2
3	1013024	WASHER-FLAT: .63 ZP	20
4	59057	ROLLER-RUBBER FLANGE 6.5"	8
5	65825	BOLT-HEX: .63 X3.25 NC GR5 ZP	2
6	65825	BOLT-HEX: .63 X3.25 NC GR5 ZP	8
7	1016595	NUT-TOPLOCK: .63 NC GR5 ZP	10
8	53842	BELT-56MM OUTSIDE SCRUB 6R/8R	1
9	62141	BELT-56MM INSIDE SCRUB 6R/8R	1
10	68651	SPROCKET-SPLIT 56MM 12T Ø1.75	2
11	50152	KEY .375 X .375 X 2.000 (NOT SHOWN)	4
<b>REAR SCRUB: BELTED CHAIN 50MM</b>			
1	68657	SPROCKET-SPLIT 50MM 14T Ø1.750	2
2	63813	SPROCKET-IDLER 50MM 10T	2
3	62932	PLATE-SHIM .50 ZP	10
4	54042	ROLLER-STEP 6"	10
5	1013068	BOLT-HEX: .63 X6.00 NC GR5 ZP	2
6	1013816	BOLT-HEX: .63 X5.00 NC GR5 ZP	10
7	1016595	NUT-TOPLOCK: .63 NC GR5 ZP	12
8	63815	BELT-50MM OUTSIDE SCRUB 6R/8R	1
9	63814	BELT-50MM INSIDE SCRUB 6R/8R	1
10	68657	SPROCKET-SPLIT 50MM 14T Ø1.750	2
11	58201	KEY .375 X .375 X 3.000 (NOT SHOWN)	4

\* Urethane option only



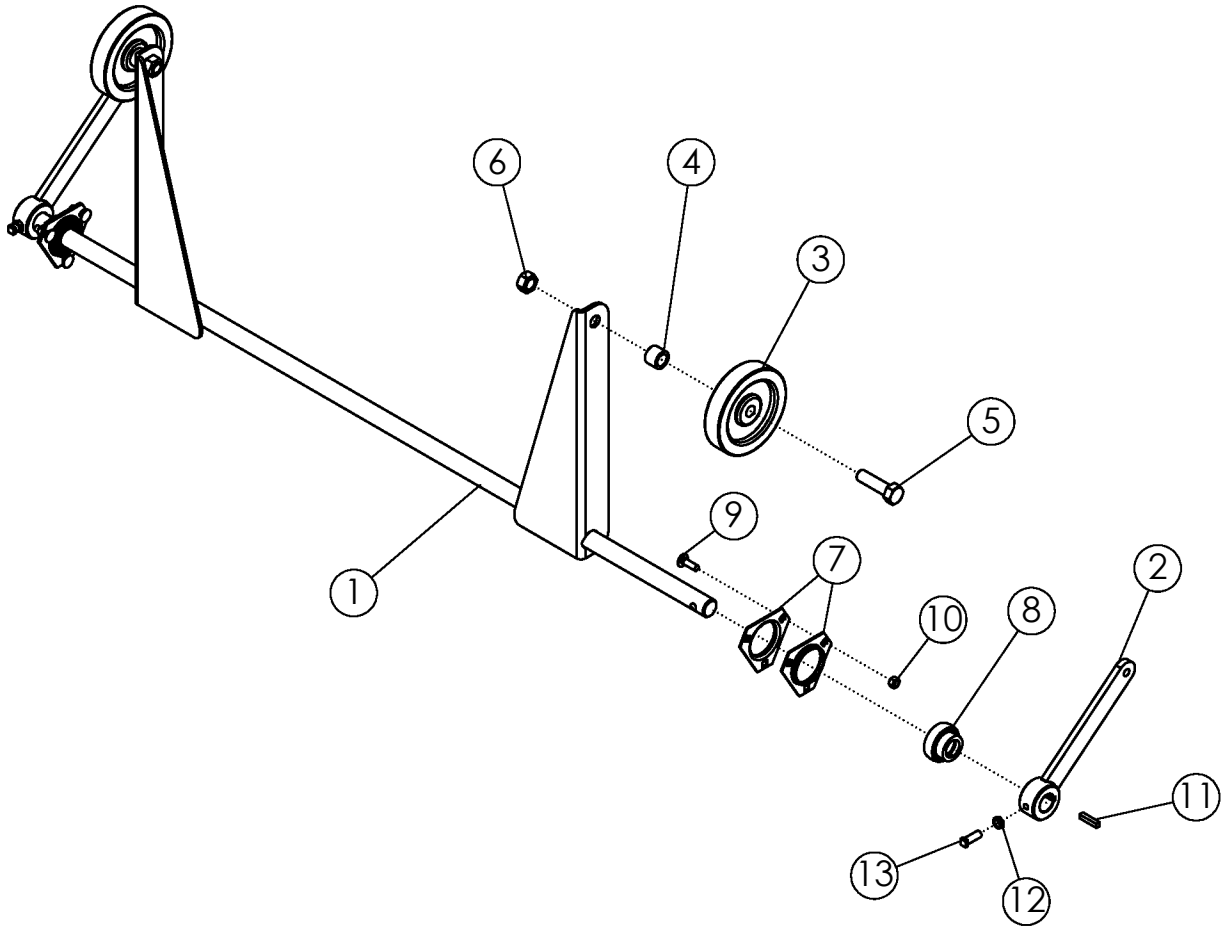
**REAR SCRUB: G1 55MM BELTED CHAIN HP ASSEMBLY  
#302847**

ITEM	PART NO.	DESCRIPTION	QTY
1	302907	WLDMT-IN TANK HEADSHAFT MOUNT RH	1
2	302906	WLDMT-IN TANK HEADSHAFT MOUNT LH	1
3	302873	SPROCKET-SPLIT 55MM 12T HP BELT DRIVE	4
4	58201	KEY .375 X .375 X 3.000	4
5	56754	ROD-THREADED	1
6	56773	PIPE-PLASTIC	1
7	302911	PLATE-HEADSHAFT SLOT FILLER	2
8	302912	PLATE-HEADSHAFT BOGIE REPLACEMENT	2
9	303336	PLATE-SCRAPER	8
10	303335	PLATE-SCRAPER MOUNT RH	4
11	303338	PLATE-SCRAPER MOUNT LH	4
12	72063	BOLT-CRG: .63 X 1.50 NC GR5 ZP	16
13	1016595	NUT-TOPLOCK: .63 NC GR5 ZP	50
14	1032509	BOLT-HEX: .63 X 1.25 NC GR5 ZP	2
15	1011813	WASHER-LOCK: .63 ZP	2
16	1011607	BOLT-HEX: .50 X 1.50 NC GR5 ZP	10
17	1014443	WASHER-FLAT: .50 ZP	24
18	1027461	NUT-TOPLOCK: .50 NC GR5 ZP	22
19	59488	BOLT-CRG: .38 X 1.00 NC GR5 ZP	16
20	1016999	NUT-TOPLOCK: .38 NC GR5 ZP	24
21	1011828	WASHER-FLAT: .38 ZP	16
22	1011586	WASHER-LOCK: .38 ZP	16
23	1011576	NUT-HEX: .38 NC GR2 ZP	16
24	1016362	BOLT-CRG: .38 X 1.25 NC GR5 ZP	16



**REAR SCRUB: G1 55MM BELTED CHAIN HP #302847**

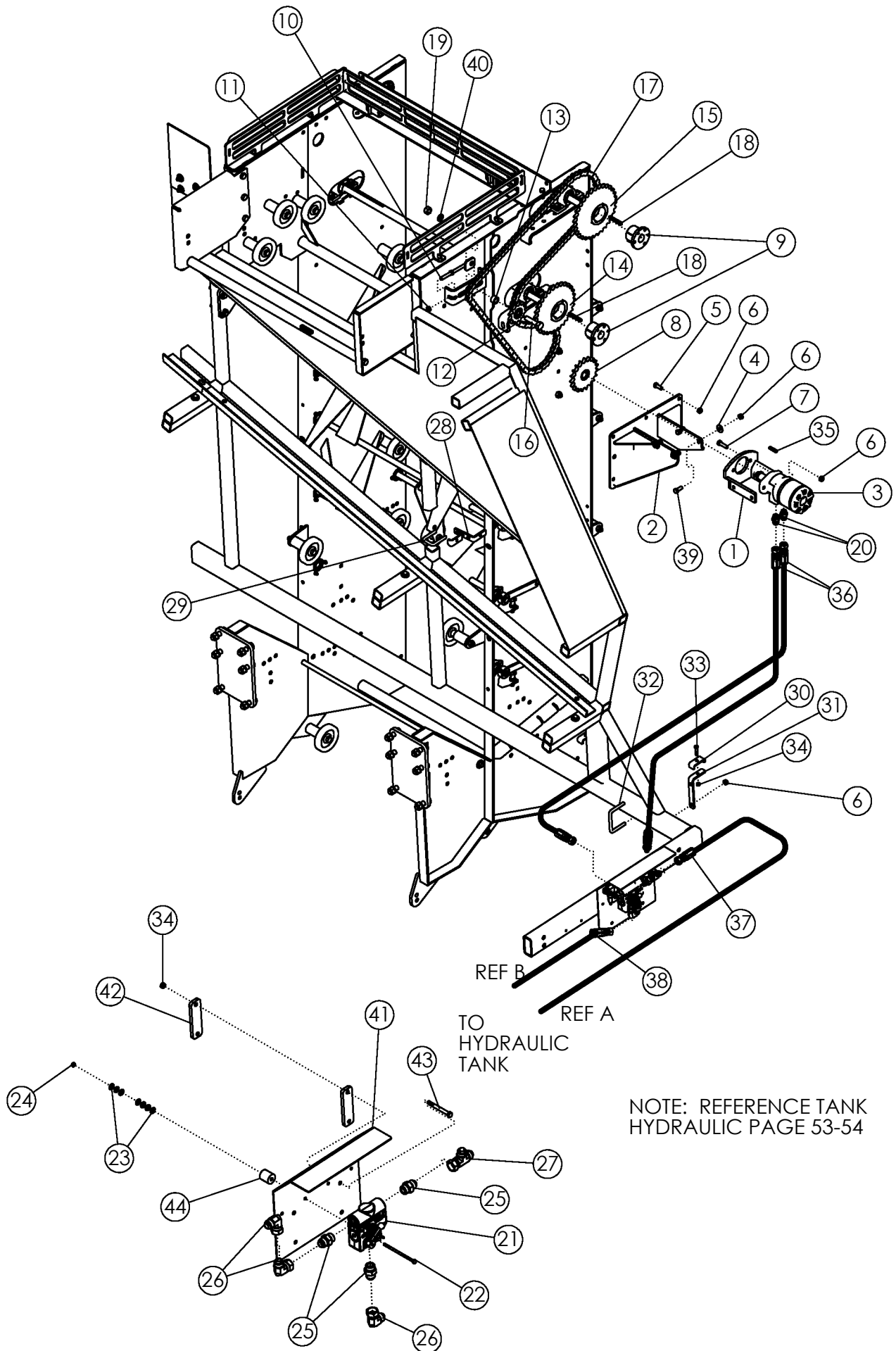
ITEM	PART NO.	DESCRIPTION	QTY
1	302873	SPROCKET-SPLIT 55MM 12T HP BELT DRIVE	4
2	310821	ROLLER-RUBBER LARGE FLANGE	6
3	303333	PLATE-FLANGE ROLLER SPACER	12
4	1030702	WASHER-FLAT: .75 ZP	8
5	1017000	NUT-TOPLOCK: .75 NC GR5 ZP	8
6	310822	ROLLER-RUBBER LARGE	2
7	58368	BOLT-HEX: .75 X 5.00 NC GR5 ZP	8
8	302871	BELT-55MM HIGH PROFILE INSIDE SCRUB G1	1
9	302872	BELT-55MM HIGH PROFILE OUTSIDE SCRUB G1	1





## ASSY-SCRUB PENDULUM

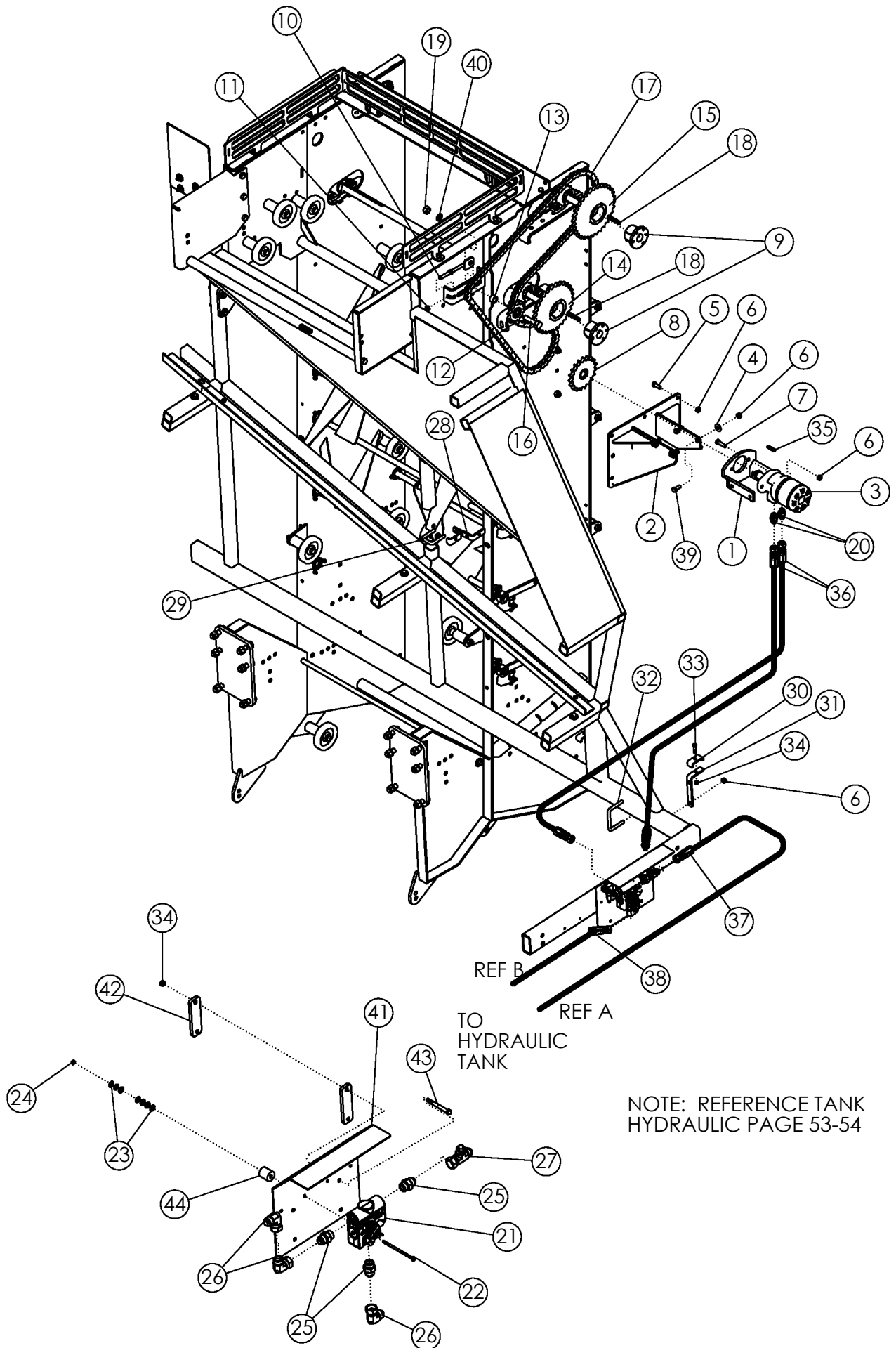
ITEM	PART NO.	DESCRIPTION	QTY
1	53401	WLDMT-PENDULUM	1
2	50718	ARM-ZP	2
3	53825	BOGIE WHEEL 5"	2
4	64253	SPACER ZP	2
5	1017526	BOLT-HEX .63 X 2.25 NC GR5 ZP	2
6	1016595	NUT-TOPLOCK: .63 NC GR5 ZP	2
7	53945	TRIANGLE FLANGETTE	4
8	53944	BEARING-INSERT 1" WTH LOCKING COLLAR	2
9	1017255	BOLT-CRG: .31 X 1.00	6
10	1030700	NUT-TOPLOCK: .31 NC GR5 ZP	6
11	1012975	KEY .250 X .250 X 1.250	2
12	1013519	NUT-JAM: .38 NC GR2 ZP	2
13	50813	SCREW-SET: SQ HD .38 X 1.00 ZP	2



## REAR SCRUB DRIVE: SINGLE MOTOR

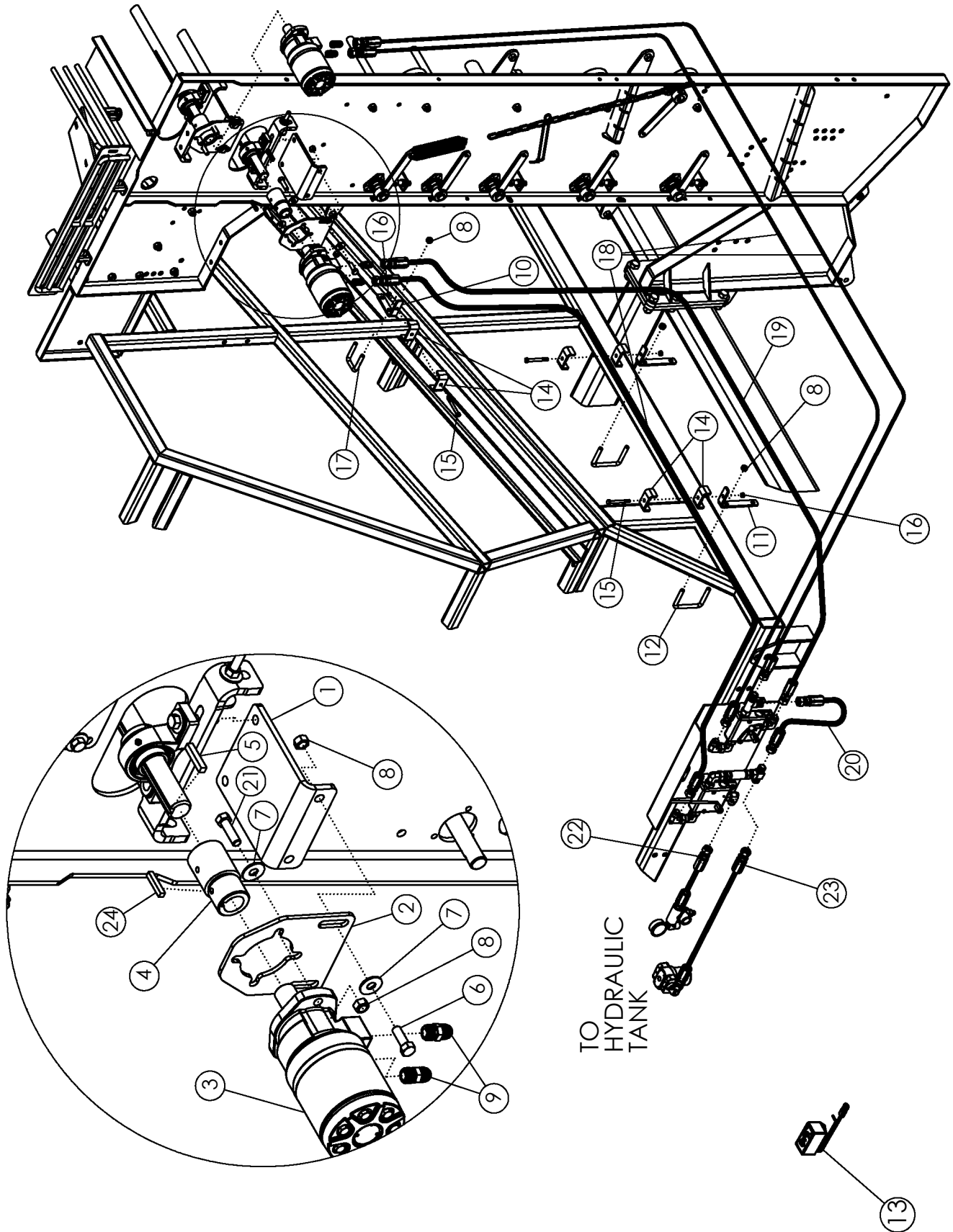
ITEM	PART NO.	DESCRIPTION	QTY
1	58102	WLDMT-MOTOR BRACKET	1
2	62103	WLDMT-GEARBOX MOUNT	1
3	58987	MOTOR-HYDRAULIC 20.6IN <sup>3</sup> /REV	1
	57880	SEAL KIT FOR 58387	
4	1014443	WASHER-FLAT: .50 ZP	4
5	1011606	BOLT-HEX: .50 X 1.25 NC GR5 ZP	5
6	1027461	NUT-TOPLOCK: .50 NC GR5 ZP	17
7	1011608	BOLT-HEX: .50 X 1.75 NC GR5 ZP	2
8	62125	SPROCKET-8019X 1.25 BORE .313 KEY	1
9	50335	HUB Q1 1.75	2
10	63876	TENSIONER ZP	1
11	1011577	NUT-HEX: .50 NC GR2 ZP	2
12	56334	SPROCKET-IDLER 8012	1
13	58086	SPACER-CHAIN IDLER ZP	1
14	59051	SPROCKET H80-Q30	1
15	59052	SPROCKET H80-Q32	1
16	1012059	BOLT-HEX: .75 X 3.00 NC GR5 ZP	1
17	68784	CHAIN-ROLLER 80-1R-114	1
18	50152	KEY .38 X .38 X 2.00	2
19	1011620	NUT-HEX: .75 NC GR2 ZP	1
20	59043	FTG-ADAPTER: 10MB-12MJ	2
21	301266	VALVE-FLOW CONTROL- 12FB	1
	301375	SEAL KT-VALVE FLOW CONTROL #301266	
22	1030766	BOLT-HEX: .25 X 4.00 NC GR5 ZP	2
23	1020416	WASHER-FLAT: .25 ZP	14
24	1030946	NUT-TOPLOCK: .25 NC GR5 ZP	2
25	65918	FTG-ADAPTER: 12MB-12MJ	3
26	59041	FTG-ELBOW: 12MJ-12FJX-90	3
27	59888	FTG-TEE: 12MJ-12FJX-12MJ	1
28	59184	BRACKET-HOSE ZP	1
29	65658	U-BOLT: .50 X 3.00 X 2.06 X 3.00	1
30	63753	CLAMP .75 ZP	3
31	59182	BRACKET-HOSE ZP	2
32	54653	U-BOLT: .50 X 3.25 X 4.00 X 3.25	2
33	1011725	BOLT-HEX: .38 X 2.00 NC GR5 ZP	3
34	1016999	NUT-TOPLOCK: .38 NC GR5 ZP	7
35	58396	KEY .313 X .313 X 1.750	1
36	59895	HOSE: .75 X 173 12FJX-12FJX (8R-FRAME)	2
	59036	HOSE: .75 X 152 12FJX-12FJX (6R-FRAME)	
37	59801	HOSE: .75 X 74 12FJX-12FJX	1
38	59035	HOSE: .75 X 66 12FJX-12FJX	1

CONTINUE



**REAR SCRUB DRIVE: SINGLE MOTOR (CONTINUED)**

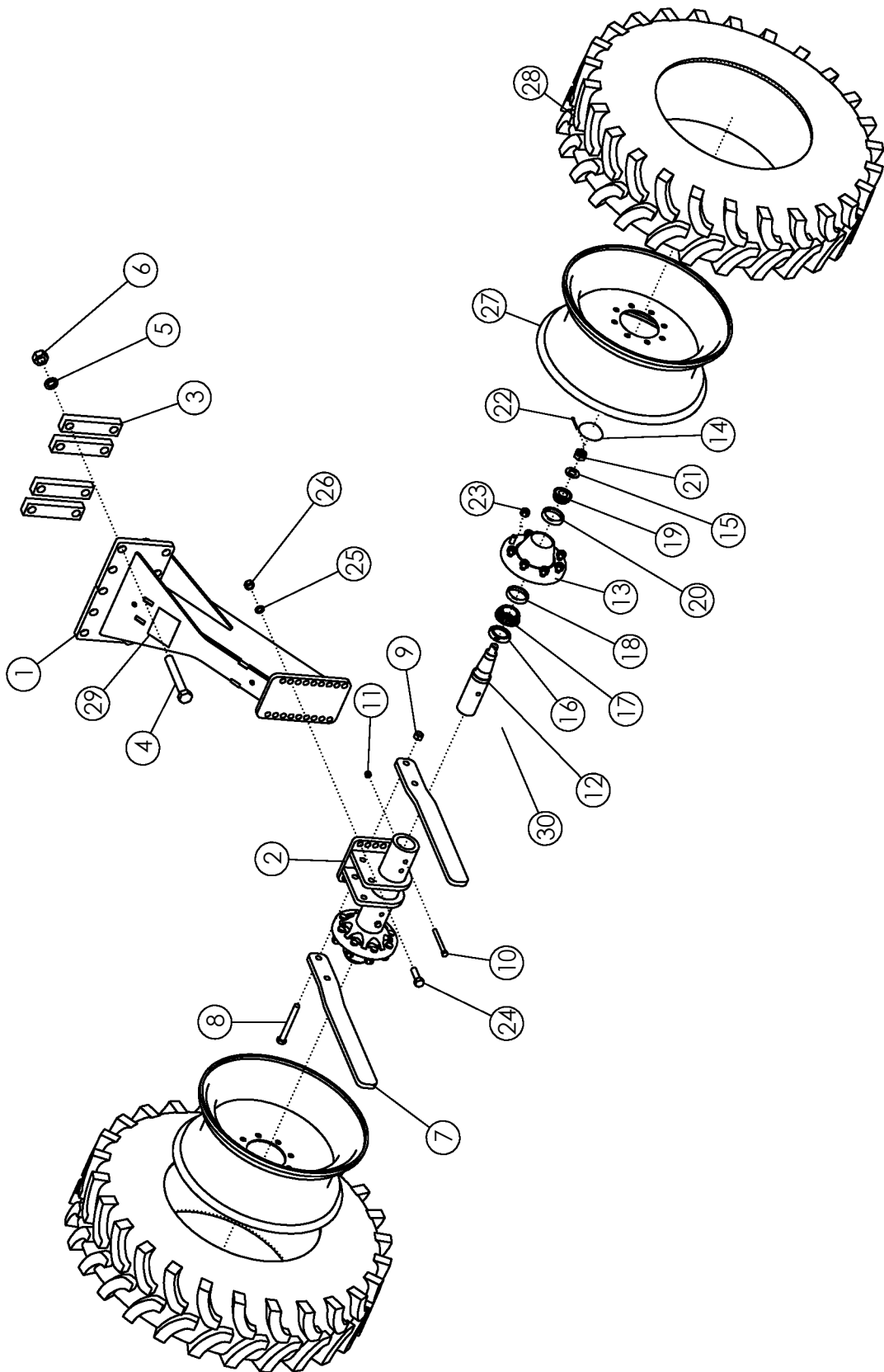
<b>ITEM</b>	<b>PART NO.</b>	<b>DESCRIPTION</b>	<b>QTY</b>
39	1011607	BOLT-HEX: .50 X 1.50 NC GR5 ZP	4
40	1012061	WASHER-LOCK: .75 ZP	1
41	69020	WLDMT-BRACKET FLOW CONTROL	1
42	59881	BRACKET-BOLT PLATE	4
43	58176	BOLT-HEX: .38 X 3.50 NC GR5 ZP	4
44	59463	SPACER ZP	2





## REAR SCRUB DRIVE: DUAL MOTOR

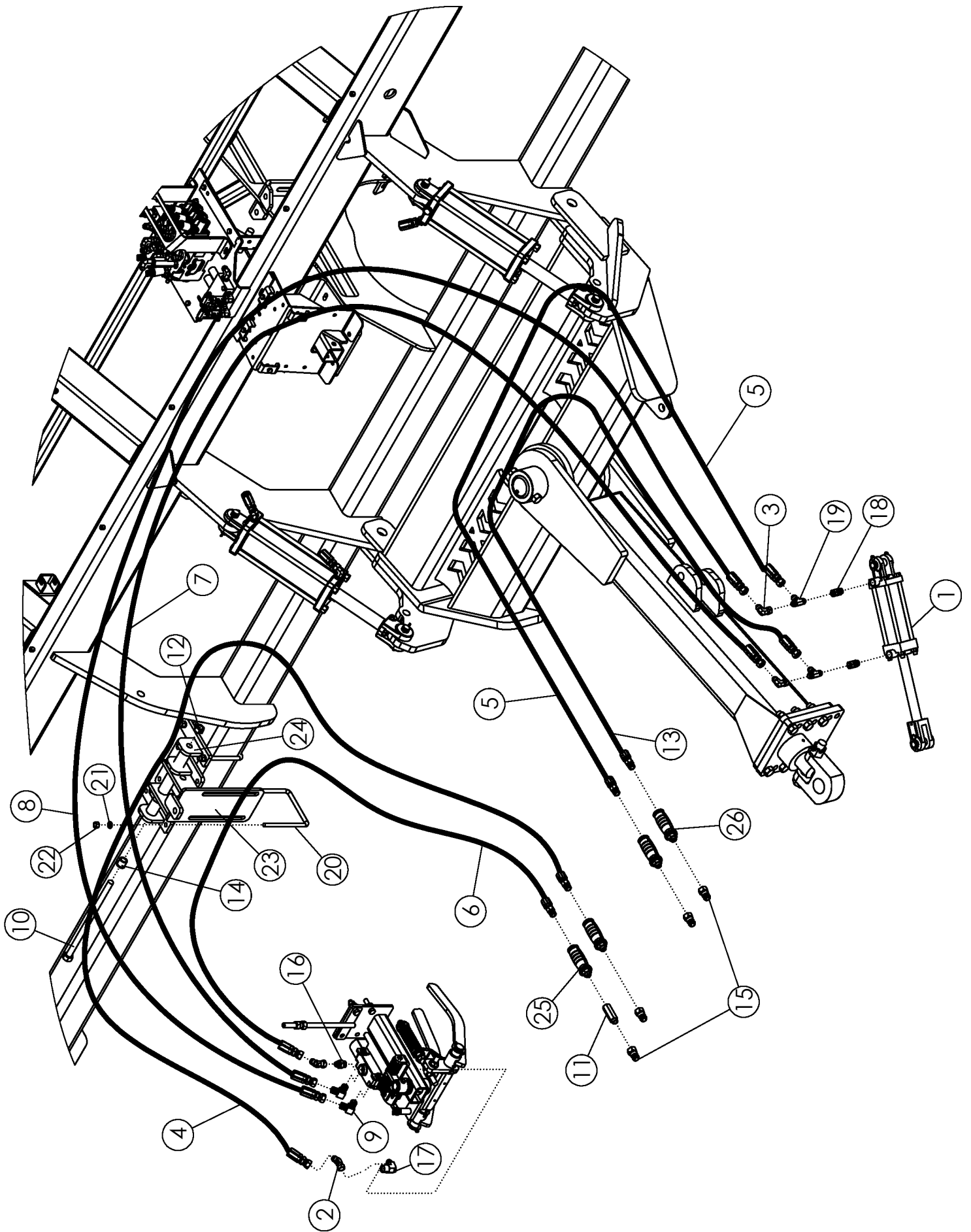
ITEM	PART NO.	DESCRIPTION	QTY
1	68654	PLATE-MOTOR MOUNT	2
2	57843	PLATE-MOTOR HYDRAULIC	2
3	57686	MOTOR-HYDRAULIC 32.3IN <sup>3</sup> /REV	2
	57880	SEAL KIT FOR 57686	
4	68663	COUPLING	2
5	50152	KEY .38 X .38 X 2.00	2
6	1011607	BOLT-HEX: .50 X 1.50 NC GR5 ZP	4
7	1014443	WASHER-FLAT: .50 ZP	8
8	1027461	NUT-TOPLOCK: .50 NC GR5 ZP	14
9	59043	FTG-ADAPTER: 10MB-12MJ	4
10	59184	BRACKET-HOSE ZP	1
11	59182	BRACKET-HOSE ZP	2
12	54653	U-BOLT: .50 X 3.25 X 4.00 X 3.25	2
13	68053	KT-ACTUATOR CONTROL & CABLE	1
14	63753	CLAMP-HOSE 3/4" ZP	6
15	58176	BOLT-HEX: .38 X 3.50 NC GR5 ZP	3
16	1016999	NUT-TOPLOCK: .38 NC GR5 ZP	3
17	65658	U-BOLT: .50 X 3.00 X 2.06 X 3.00	1
18	59068	HOSE: .75 X 144 12FJX-12FJX	3
19	59069	HOSE: .75 X 138 12FJX-12FJX	1
20	63473	HOSE: .75 X 19 12FJX-12FJX	1
21	1011608	BOLT-HEX: .50 X 1.75 NC GR5 ZP	4
22	59035	HOSE: .75 X 66 12FJX-12FJX	1
23	59801	HOSE: .75 X 74 12FJX-12FJX	1
24	58396	KEY .313 X .313 X 1.750	2



# REAR STRUTS

ITEM	PART NO.	DESCRIPTION	QTY
1	69206	WLDMT REAR STRUT	1
2	57732	WLDMT - MOUNT - EXPORT	1
3	64143	BAR - BOLTING	4
4	64145	BOLT-HEX: 1.13 X 8.00 NC GR8 ZP	8
5	64147	WASHER-LOCK: 1.13 ZP	8
6	64146	NUT-HEX: 1.13 NC GR2 ZP	8
7	63685	SCRAPER-EXPORT	2
8	1016718	BOLT-HEX: .75 X 6.50 NC GR5 ZP	2
9	1017000	NUT-TOPLOCK: .75 NC GR5 ZP	2
10	1011618	BOLT-HEX: .50 X 5.00 NC GR5 ZP	2
11	1027461	NUT-TOPLOCK: .50 NC GR5 ZP	2
12	52954*	SPINDLE-EXPORT	1
13	53623*	HUB-WHEEL 8 BOLT	1
14	53624*	HUB CAP	1
15	1030728*	WASHER-FLAT: SAE 1.00 GR8 ZP	1
16	53619*	SEAL	1
17	53621*	BEARING CONE-INNER	1
18	53622*	BEARING CUP-INNER	1
19	53620*	BEARING CONE-OUTER	1
20	52243*	BEARING CUP-OUTER	1
21	1030726*	NUT-SPINDLE: 1.00 NF NP	1
22	1030797*	PIN-COTTER: .19 X 1.75 NP	1
23	53625*	NUT-WHEEL: .63-18NF	8
24	1016598	BOLT-HEX: .75 X 2.50 NC GR5 ZP	6
25	1012061	WASHER-LOCK: .75 ZP	6
26	1011620	NUT-HEX: .75 NC GR2 ZP	6
27	56903	WHEEL W10 X 24 8 BOLT (1.88 POS)	2
28	56976	TIRE 11.2-24 10 PLY R1	2
29	303969	DECAL-TIRE 11.2-24	1
30	53167	ASSY HUB & SPINDLE	2

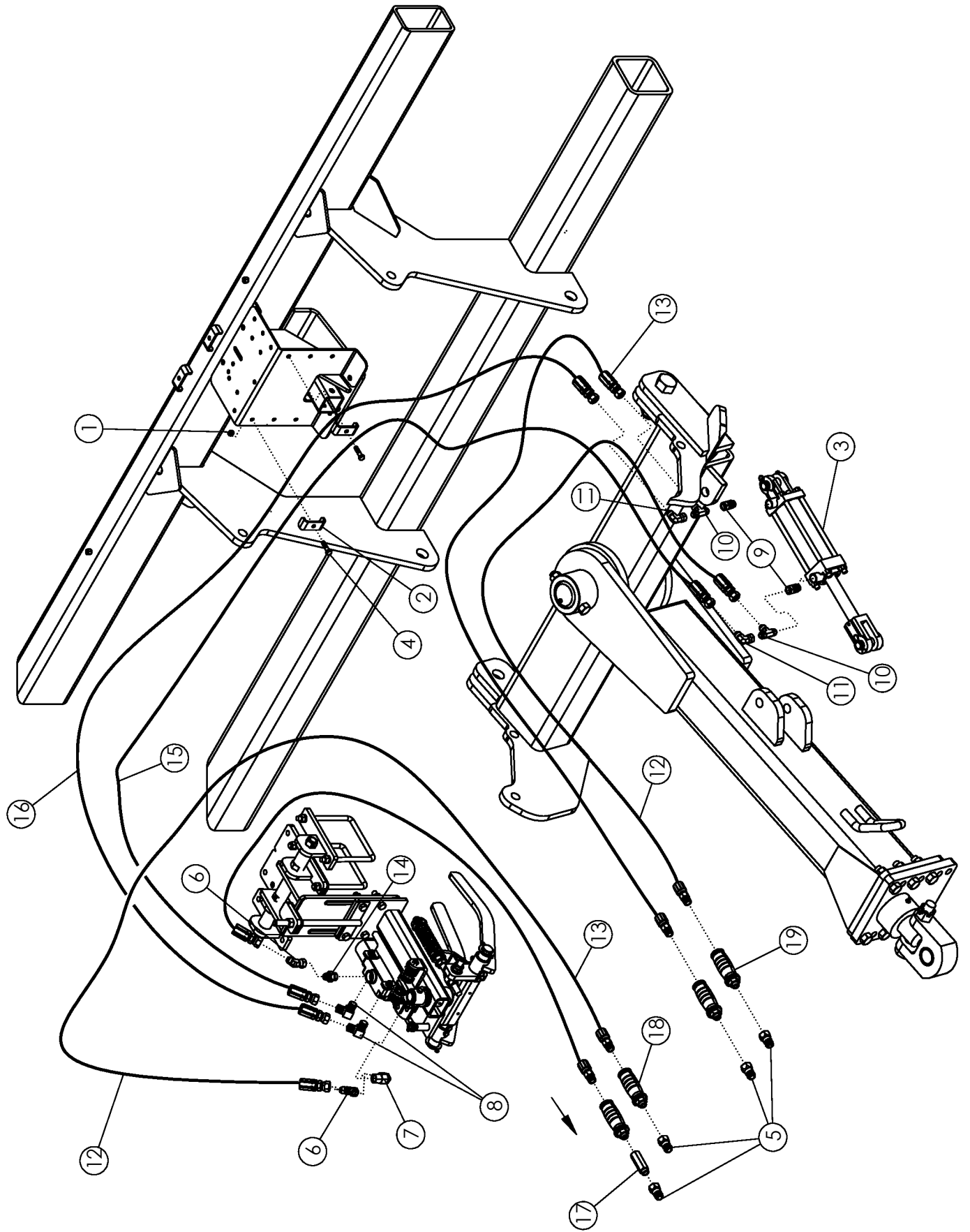
\*ITEMS ARE INLCUDED IN ITEM 30



## FRAME MOUNTED ROW FINDER HYDRAULICS

ITEM	PART NO.	DESCRIPTION	QTY
1	58891	CYLINDER-HYDRAULIC 4 X 8" 3000	1
	301315	SEAL KIT UNIVERSAL	
2	57663	FTG-ELBOW: 8MJ-8FJX-45	2
3	57668	FTG-ELBOW: 8MJ-8FJX 90	2
4	301642	HOSE: .50 X 322 8MB-8FJX	1
5	301645	HOSE: .50 X 215 8MB-8FJX	1
6	301641	HOSE: .50 X 314 8MB-8FJX	1
7	301644	HOSE: .50 X 295 8FJX-8FJX	1
8	301643	HOSE: .50 X 286 8FJX-8FJX	1
9	58560	FTG-ELBOW: 8MB-8MJ-90	2
10	63664	BOLT-HEX: .75 X14.00 NC GR5 ZP	1
11	300070	CHECK VALVE 8MB-8FB FLOW F-->M (FC-08R)	1
12	1017000	NUT-TOPLOCK: .75 NC GR5 ZP	1
13	301646	HOSE: .50 X 223 8MB-8FJX	1
14	52654	1050187 BUSHING	2
15	36290	PIONEER TIP 8010-15P (#8 ORB)	4
16	58195	FTG-ADAPTER: 10MB-8MJ	1
17	65901	FTG-ELBOW: 10MB-8MJ-90	1
18	56941	FTG-ADAPTER: 8MB-8FJX	2
19	57667	FTG-TEE: 8MJ-8MJ-8MJ	2
20	53984	U-BOLT: .500 X 7.00 X 6.00 X 7.00	2
21	1011581	WASHER-LOCK: .50 ZP	4
22	1011577	NUT-HEX: .50 NC GR2 ZP	4
23	63661	WLDMT-MOUNTING BRACKET	1
24	63662	WLDMT-MOUNTING SUPPORT	2
25	301902	HYD LABEL: .50 BLUE/GRAY SET	1
26	301917	HYD LABEL: .50 YELLOW/GRAY SET	1

**\*\*IMPORTANT\*\*** ITEM 11 (PN: 300070-CHECK VALVE) MUST BE INSTALLED AS SHOWN PER THE DIAGRAM, TO PREVENT PREMATURE ROW FINDER VALVE FAILURE.

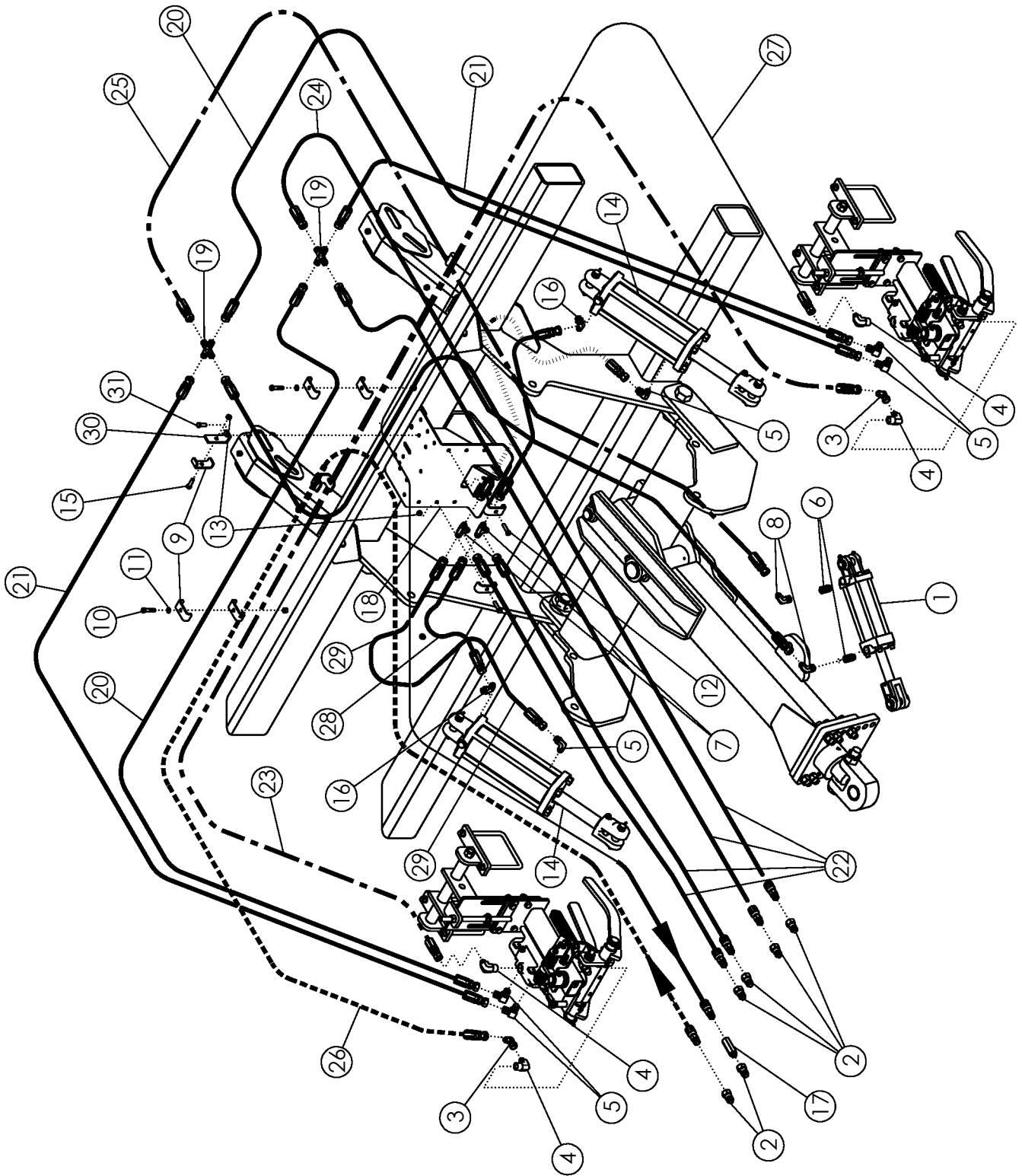




## HITCH MOUNTED ROW FINDER HYDRAULICS

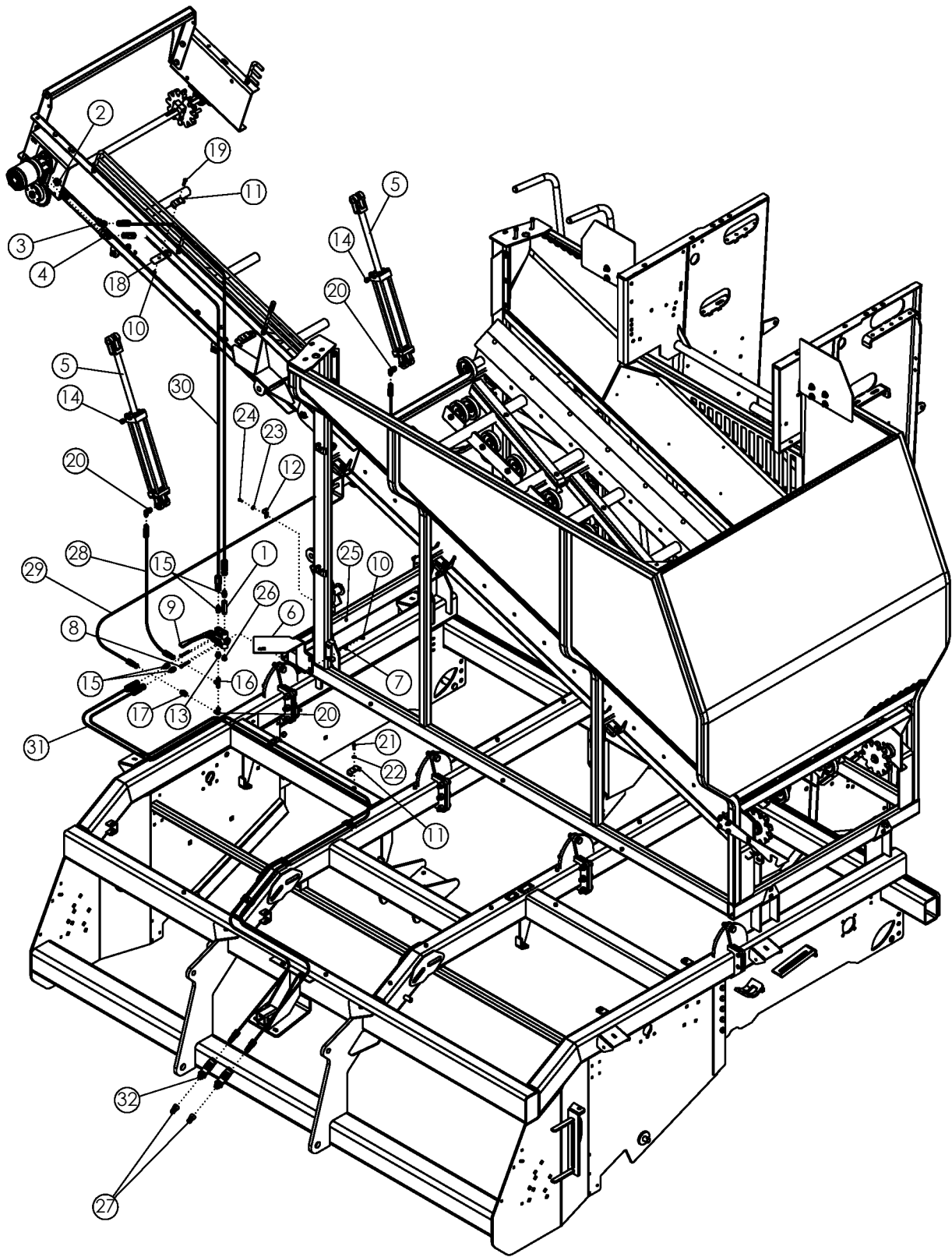
ITEM	PART NO.	DESCRIPTION	QTY
1	1016999	NUT-TOPLOCK: .38 NC GR5 ZP	6
2	50714	CLAMP .50 ZP	6
3	58891	CYLINDER-HYDRAULIC 4 X 8" 3000	1
	301315	SEAL KIT FOR 58991 UNIVERSAL	
4	1011603	BOLT-HEX: .38 X 1.75 NC GR5 ZP	6
5	36290	PIONEER TIP 8010-15P (#8 ORB)	6
6	57663	FTG-ELBOW: 8MJ-8FJX-45	1
7	65901	FTG-ELBOW: 10MB-8MJ-90	2
8	58560	FTG-ELBOW: 8MB-8MJ-90	4
9	56941	FTG-ADAPTER: 8MB-8FJX	2
10	57667	FTG-TEE: 8MJ-8MJ-8MJ	4
11	57668	FTG-ELBOW: 8MJ-8FJX 90	2
12	300039	HOSE: .50 X 184 8MB-8FJX	2
13	66200	HOSE: .50 X 188 8MB-8FJX	2
14	58195	FTG-ADAPTER: 10MB-8MJ	1
15	57672	HOSE: .50 X 098 8FJX-8FJX	1
16	57673	HOSE: .50 X 096 8FJX-8FJX	1
17	300070	CHECK VALVE 8MB-8FB FLOW F-->M (FC-08R)	1
18	301902	HYD LABEL: .50 BLUE/GRAY SET	1
19	301917	HYD LABEL: .50 YELLOW/GRAY SET	1

**\*\*IMPORTANT\*\* ITEM 17 (PN: 300070-CHECK VALVE) MUST BE INSTALLED AS SHOWN PER DIAGRAM, TO PREVENT PREMATURE ROWFINDER VAVE FAILURE.**



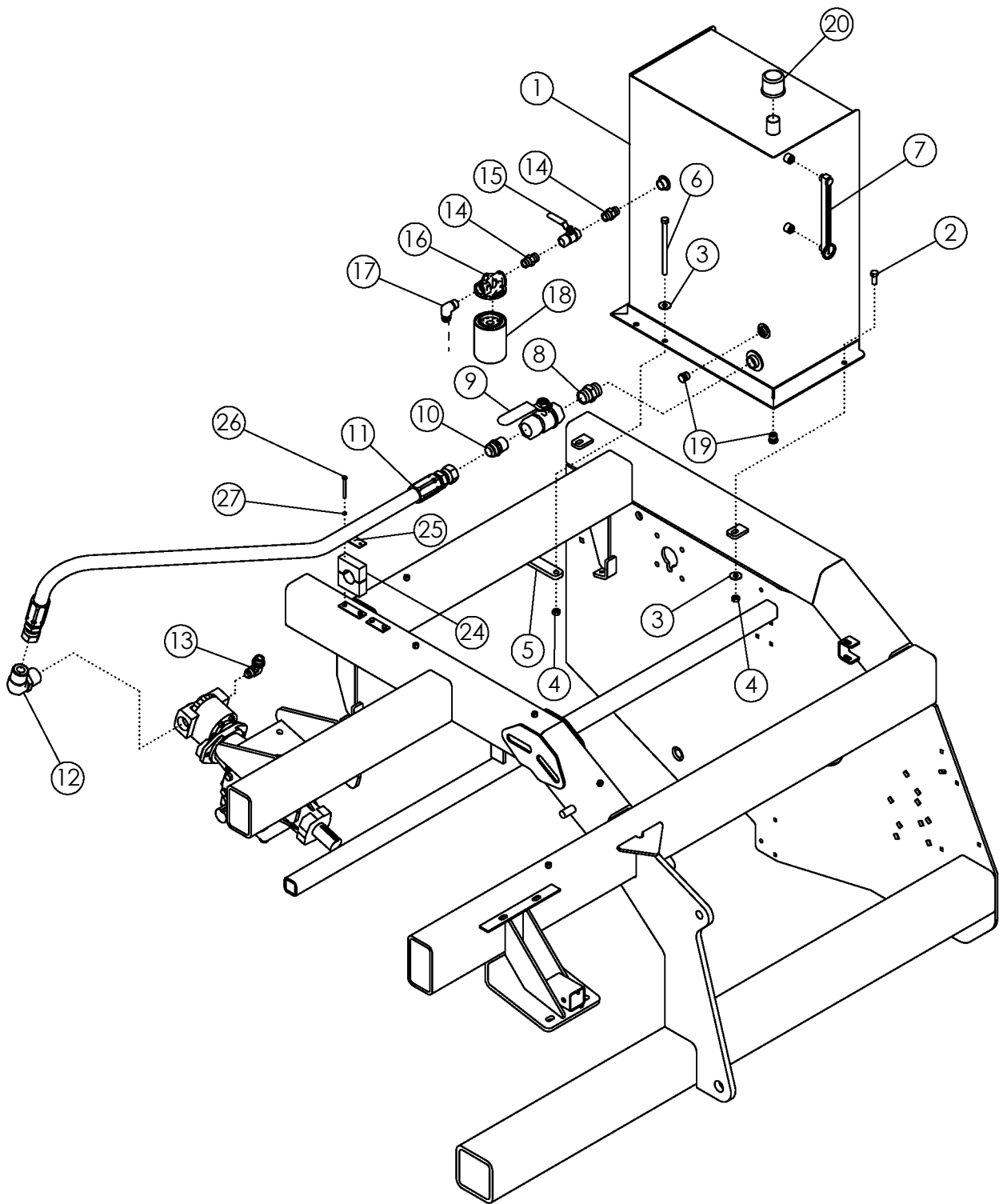
<b>DUAL ROWFINDER &amp; HITCH HYDRAULICS</b>			
<b>ITEM</b>	<b>PART NO.</b>	<b>DESCRIPTION</b>	<b>QTY</b>
1	58891	CYLINDER-HYDRAULIC 4 X 8" 3000	1
	301315	SEAL KIT FOR 58891	
2	36290	PIONEER TIP 8010-15 #8 ORB	6
3	57663	FTG-ELBOW: 8MJ-8FJX-45	2
4	65901	FTG-ELBOW: 10MB-8MJ-90	4
5	58560	FTG-ELBOW: 8MB-8MJ-90	6
6	56941	FTG-ADAPTER: 8MB-8FJX	2
7	57667	FTG-TEE: 8MJ-8MJ-8MJ	2
8	63017	FTG-ELBOW: 8MJ-8MJ-90	2
9	50714	CLAMP 1/2" ZP	8
10	1011603	BOLT-HEX: .38 X 1.75 NC GR5 ZP	2
11	1011586	WASHER-LOCK: .38 ZP	2
12	1011602	BOLT-HEX: .38 X 1.50 NC GR5 ZP	4
13	1016999	NUT-TOPLOCK: .38 NC GR5 ZP	10
14	62082	CYLINDER-HYDRAULIC 4 X 10" 3000	2
	301315	SEAL KIT FOR 62082	
15	1011601	BOLT-HEX: .38 X 1.25 NC GR5 ZP	2
16	58515	FTG-ELBOW: 8MB-8MJ-45	2
17	300070	VALVE-CHECK: 8MB-8FB FLOW F-->M (FC-08R)	1
18	62883	PLATE-HOSE MOUNT	1
19	68160	FTG-CROSS: 8MJ	2
20	1028860	HOSE: .50 X 102 8FJX-8FJX	2
21	1024421	HOSE: .50 X 090 8FJX-8FJX	2
22	300055	HOSE: .50 X 100 8MB-8FJX	4
23	58378	HOSE: .50 X 182 8FJX-8FJX	1
24	64087	HOSE: .50 X 070 8FJX-8FJX	1
25	57012	HOSE: .50 X 058 8FJX-8FJX	1
26	300066	HOSE: .50 X 198 8FJX-8MB	1
27	300039	HOSE: .50 X 184 8MB-8FJX	1
28	57677	HOSE: .50 X 021 8FJX-8FJX	2
29	57676	HOSE: .50 X 031 8FJX-8FJX	2
30	68180	PLATE-HOSE MOUNT	2
31	1011600	BOLT-HEX: .38 X 1.00 NC GR5 ZP	2

**\*\*IMPORTANT\*\* ITEM 17 (PN: 300070-CHECK VALVE) MUST BE INSTALLED AS SHOWN PER THE DIAGRAM, TO PREVENT PREMATURE ROWFINDER VALVE FAILURE.**



## TANK HYDRAULICS

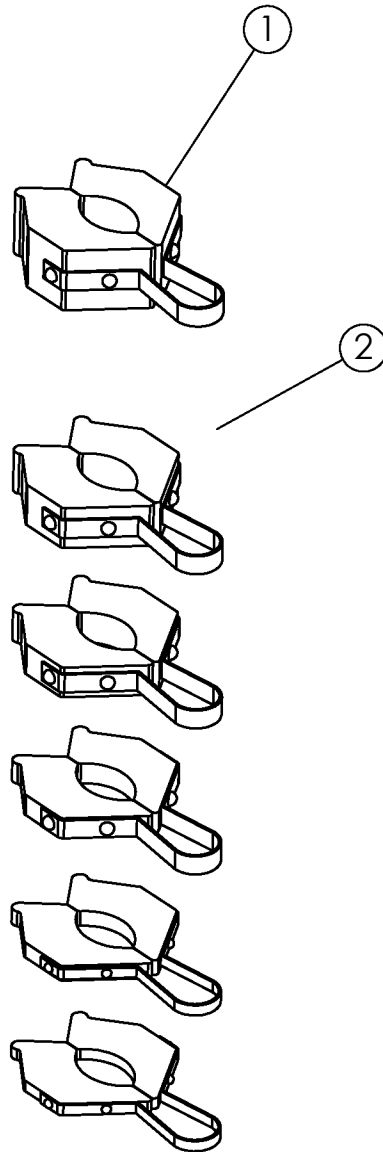
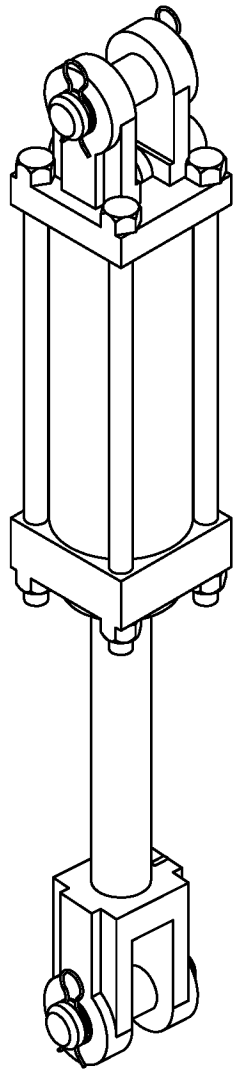
ITEM	PART NO.	DESCRIPTION	QTY
1	300070	VALVE-CHECK	1
2	300069	FTG-ADAPTER: 8FB-10MB	1
3	58515	FTG-ELBOW: 8MB-8MJ-45	1
4	56229	FTG-ELBOW: 10MB-8MJ-45	1
5	58889	CYLINDER-HYD 2.5 X 16	2
6	62904	GUARD-SELECTOR VALVE	1
7	1011828	WASHER-FLAT: .38 ZP	2
8	59390	BOLT-HEX: .38 X 2.25 NC GR5 ZP	2
9	58470	VALVE-SELECTOR	1
10	1016999	NUT-TOPLOCK: .38 NC GR5 ZP	4
11	50714	CLAMP .50 ZP	9
12	50779	CLAMP	2
13	66624	FTG-ADAPTER: 6MJ-8MB	1
14	58547	FTG-PLUG: 8MB BREA THER	2
15	56226	FTG-ADAPTER: 8MB-8MJ	4
16	56231	FTG-TEE: 6MJ-6FJX-6MJ	1
17	300072	FITTING-RESTRICTOR (6MJ-6RJ R 1/16)	1
18	54825	BRACKET-HOSE ZP	2
19	1011602	BOLT-HEX: .38 X 1.50 NC GR5 ZP	2
20	57897	FTG-ELBOW: 6MJ-6FJX-90	1
21	1011600	BOLT-HEX: .38 X 1.00 NC GR5 ZP	7
22	1011586	WASHER-LOCK: .38 ZP	7
23	1020416	WASHER-FLAT: .25 ZP	2
24	1011595	BOLT-HEX: .25 X .75 NC GR5 ZP	2
25	1030946	NUT-TOPLOCK: .25 NC GR5 ZP	2
26	56190	FTG-PLUG: 8MB	1
27	36290	PIONEER TIP 8010-15 (#8 ORB)	2
28	56234	HOSE .38 X 28 6FJX-6FJX	1
29	56233	HOSE .38 X 86 6FJX-6FJX	1
30	56235	HOSE .50 X 155 8FJX-8FJX	2
31	1015804	HOSE .50 X 240 8FJX-8MB	2
32	301914	HYD LABEL: .50 GREEN/GRAY SET	1





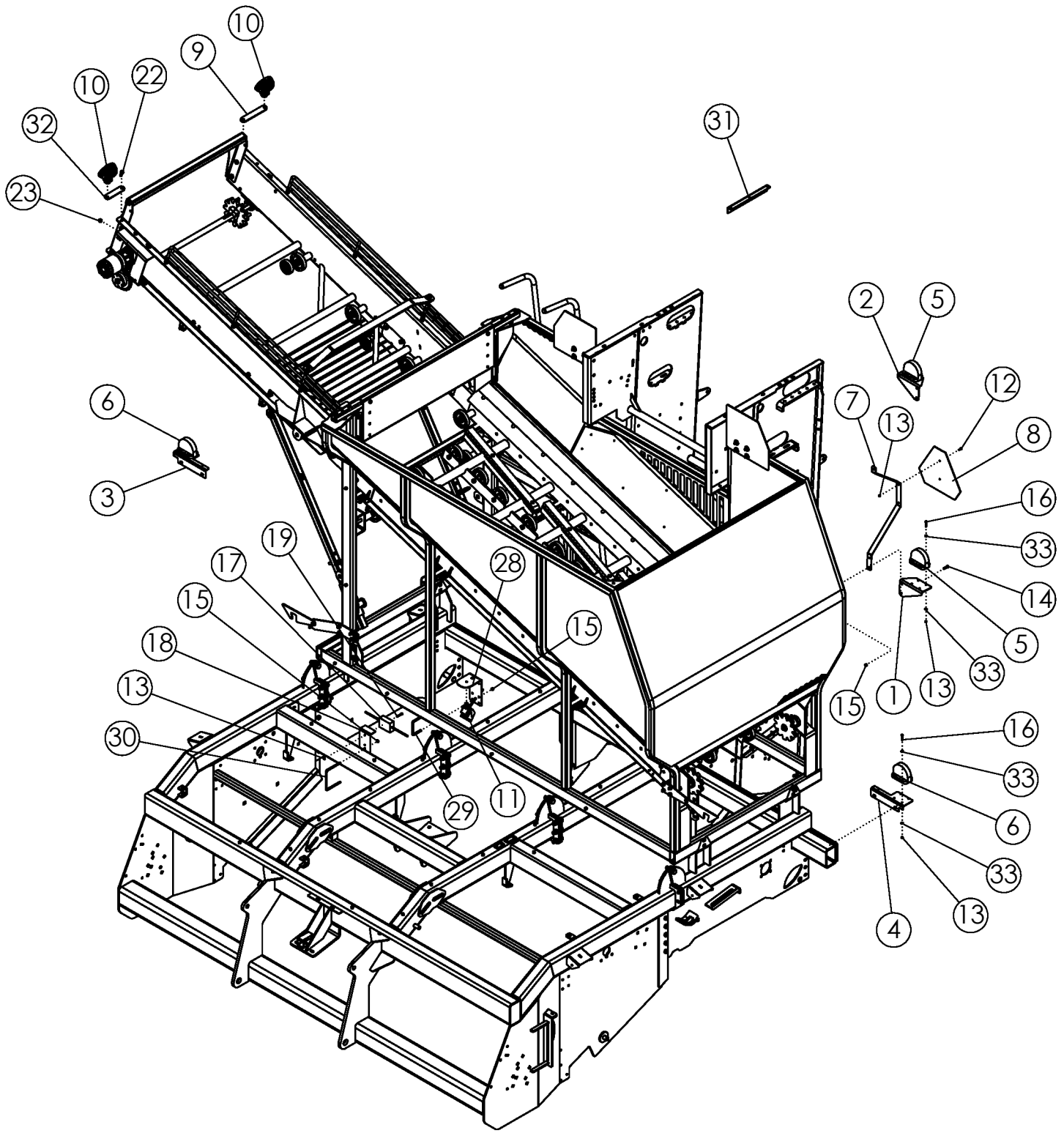
## HYDRAULIC TANK

ITEM	PART NO.	DESCRIPTION	QTY
1	58079	HYDRAULIC TANK-PAINTED	1
2	1011606	BOLT-HEX: .50 X 1.25 NC GR5 ZP	2
3	1014443	WASHER-FLAT: .50 ZP	4
4	1027461	NUT-TOPLOCK: .50 NC GR5 ZP	4
5	58204	BAR - BOLTING	1
6	1032514	BOLT-HEX: .50 X 7.50 NC GR5 ZP	2
7	58914	GAUGE-LEVEL & TEMP	1
8	58978	FTG-ADAPTER: 20MP-20MP	1
9	58979	VALVE-BALL: 20FP-20FP	1
10	62209	FTG-ADAPTER: 20MP-20MJ	1
11	62210	HOSE: 1.25 X 066 20FJX-20FJX	1
12	63698	FTG-ELBOW: 20MB-20MJ-90	1
13	64060	FTG-ELBOW: 12MB-12MJ-90	1
14	58196	FTG-ADAPTER: 12MP-12MP	2
15	59165	VALVE-BALL 3/4FP - 3/4FP	1
16	58690	FILTER HEAD	1
17	59044	FTG-ELBOW: 12MP-12MJ-90	1
18	303695	FILTER-HYDRAULIC 4" (10 MICRON)	1
19	55718	FTG-PLUG: 8MB	2
20	58197	CAP-FILLER	1
24	64612	CLAMP-STAUFF	1
25	64613	PLATE-COVER	1
26	1032287	BOLT-HEX: .25 X 2.75 NC GR5 FZP	2
27	1013242	WASHER-LOCK: .25 ZP	2



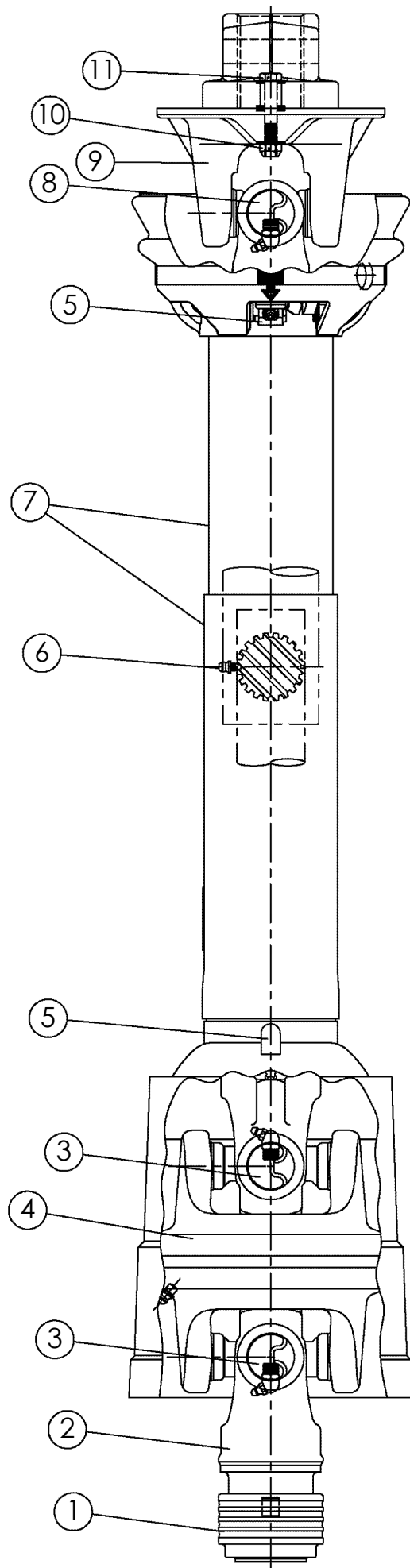
## CYLINDER STOP KIT #51497 (OPTIONAL)

ITEM	PART NO.	DESCRIPTION	QTY
1	54004	STOP-CYLINDER 1.5" (SILVER)	1
2	52320	CYLINDER STOP A-KT (.25 THRU 1.00)	1



## LIGHT KIT

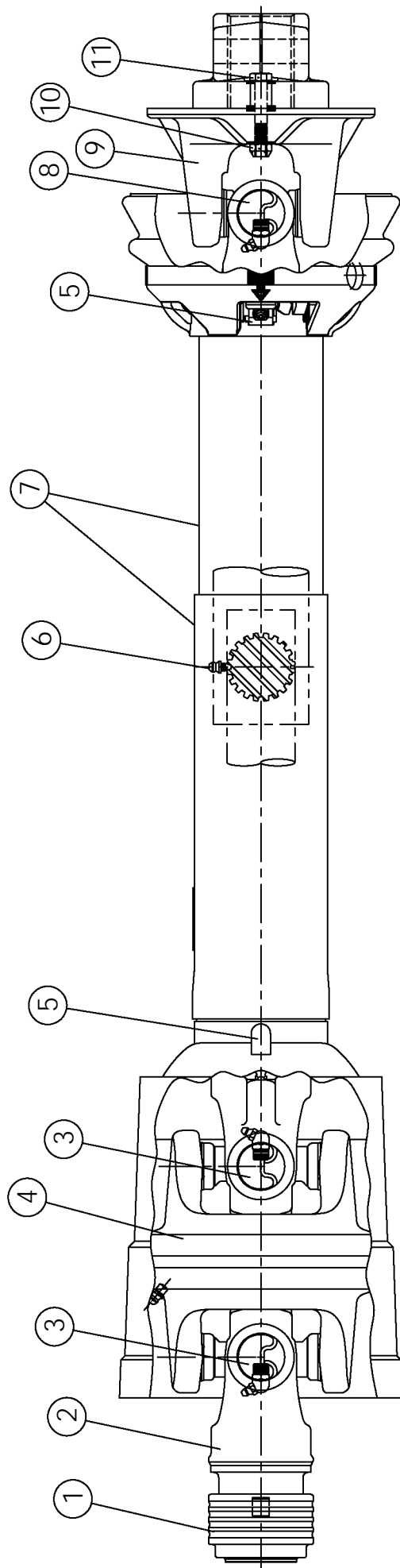
ITEM	PART NO.	DESCRIPTION	QTY
1	64236	BRACKET-LIGHT RH RED	1
2	64235	BRACKET-LIGHT LH RED	1
3	64175	BRACKET RH	1
4	64176	BRACKET LH	1
5	305218	LIGHT-RED LAMP SAE	2
6	305217	LIGHT-YELLOW LAMP SAE	2
7	64290	MOUNT-SMV SIGN	1
8	65329	SIGN-SMV ASAE	1
9	300326	PLATE-LIGHT MOUNT BOOM	2
10	301293	LIGHT-GROTE 2000 OVAL FLOOD	2
11	301294	LIGHT-GROTE T26 NEAR FLOOD	3
12	1011595	BOLT-HEX: .25 X .75 NC GR5 ZP	2
13	1030946	NUT-TOPLOCK: .25 NC GR5 ZP	20
14	1011601	BOLT-HEX: .38 X 1.25 NC GR5 ZP	4
15	1016999	NUT-TOPLOCK .375 NC GR5 ZP	4
16	1019550	BOLT-HEX: .25 X 1.50 NC GR5 ZP	16
17	305216	HARNES-FLASHER MODULE	1
18	301339	PLATE-LIGHT MODULE MOUNT	1
19	1016853	BOLT-HEX: .25 X .75 NC GR5 ZP	2
20	302431	HARNES-HARVESTER MAIN EXPORT	1
21	301494	HARNES-HARVESTER 8R HAZARD	1
22	1011606	BOLT-HEX: .50 X 1.25 NC GR5 ZP	2
23	1027461	NUT-TOPLOCK: .50 NC GR5 ZP	2
24	1013122	TIE-CABLE, NYLON 14.00" (NOT SHOWN)	40
25	62833	CLAMP-ADHESIVE BACKED CABLE (NOT SHOWN)	8
26	1011600	BOLT-HEX: .38 X 1.00 NC GR5 ZP (NOT SHOWN)	1
27	301495	HARNES-HARVESTER WORK LIGHT	1
28	300327	PLATE-LIGHT MOUNT	2
29	306098	U-BOLT: .375 X 3.00 X 4.00 X 3.00 ZP	4
30	64364	U-BOLT: .375 X 5.13 X 6.00 X 5.13 ZP	1
31	64047	ANGLE-GUARD	1
32	300332	PLATE-LIGHT MOUNT BOOM (FRONT)	1
33	0100979	WASHER-FLAT: SAE .25 ZP	32





**PTO CV DRIVELINE #301575  
1.375" - 21 SPLINE**

<b>ITEM</b>	<b>PART NO.</b>	<b>DESCRIPTION</b>	<b>QTY</b>
1	62122	KT-SAFETY SLIDE LOCK REPAIR 1.375"	1
2	301824	YOKE ASSY-SAFETY SLIDE LOCK 1.375" CAT 6 CV	1
3	301841	KT-CROSS & BEARING CAT 6	2
4	305904	HOUSING-CV CENTER ASSY CAT 6	1
5	64398	KT-NYLON REPAIR UNIVERSAL	2
6	54161	ZERK-DRIVE LUBE FTG (PRESSED IN)	4
7	301559	GUARD SET-CV PTO HRV MAX 90" EXT.	1
8	54172	KT-CROSS & BEARING 35E SERIES	1
9	57286	ASSY-BALL SHEAR HRV	1
10	1030700	NUT-TOPLOCK: .31 NC GR5 ZP	1
11	1011285	BOLT-HEX: .31 X 2.00 NC GR5 ZP	1

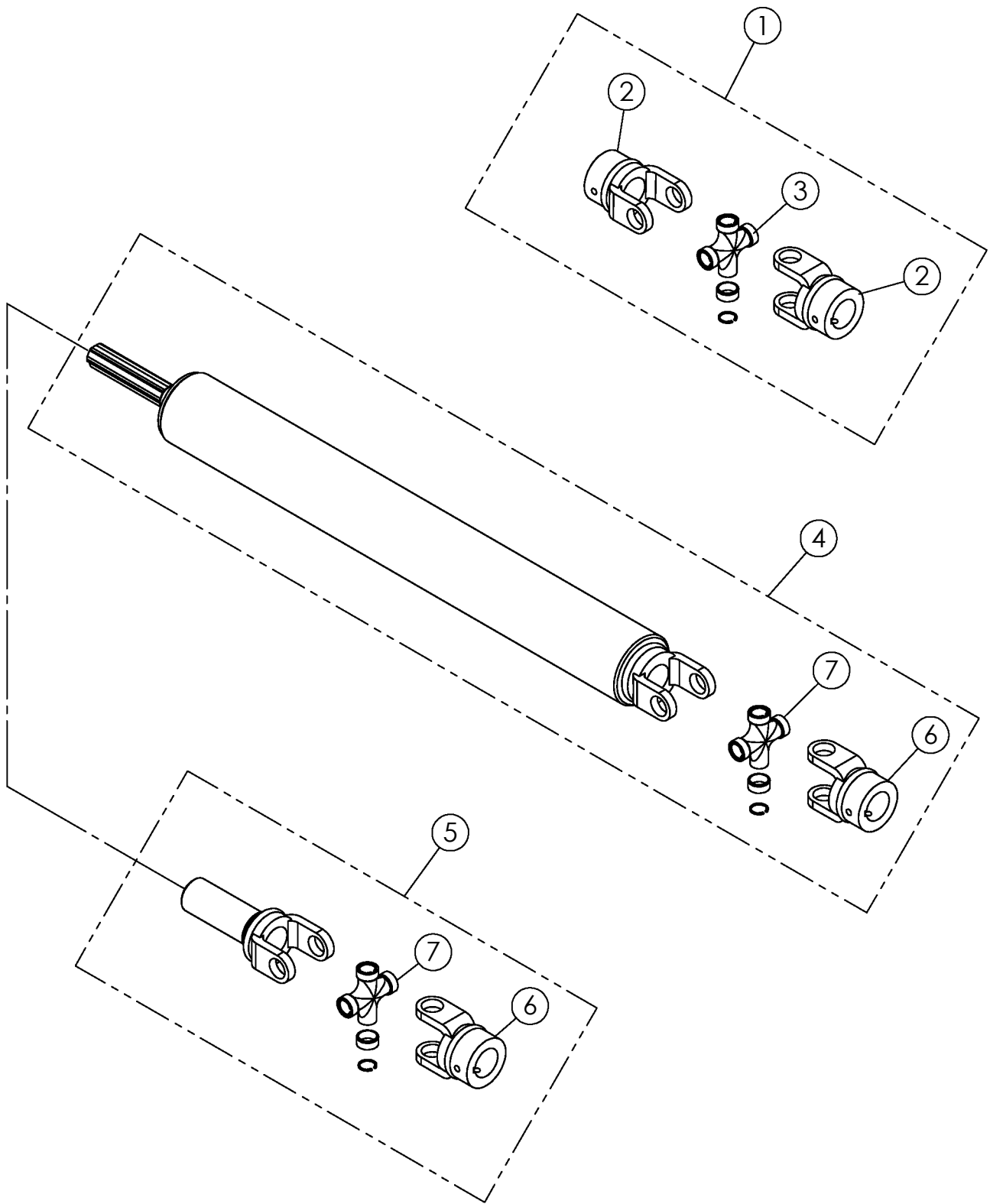


**PTO CV DRIVELINE #301558****1.75" - 20 SPLINE**

<b>ITEM</b>	<b>PART NO.</b>	<b>DESCRIPTION</b>	<b>QTY</b>
1	62123	KT-SAFETY SLIDE LOCK REPAIR 1.750"	1
2	305902	YOKE ASSY-SAFETY SLIDE LOCK 1.750" CAT 6 CV	1
3	301841	KT-CROSS & BEARING CAT 6	2
4	305904	HOUSING-CV CENTER ASSY CAT 6	1
5	64398	KT-NYLON REPAIR UNIVERSAL	2
6	54161	ZERK-DRIVE LUBE FTG (PRESSED IN)	4
7	301559	GUARD SET-CV PTO HRV MAX 90" EXT.	1
8	54172	KT-CROSS & BEARING 35E SERIES	1
9	57286	ASSY-BALL SHEAR HRV	1
10	1030700	NUT-TOPLOCK: .31 NC GR5 ZP	1
11	1011285	BOLT-HEX: .31 X 2.00 NC GR5 ZP	1

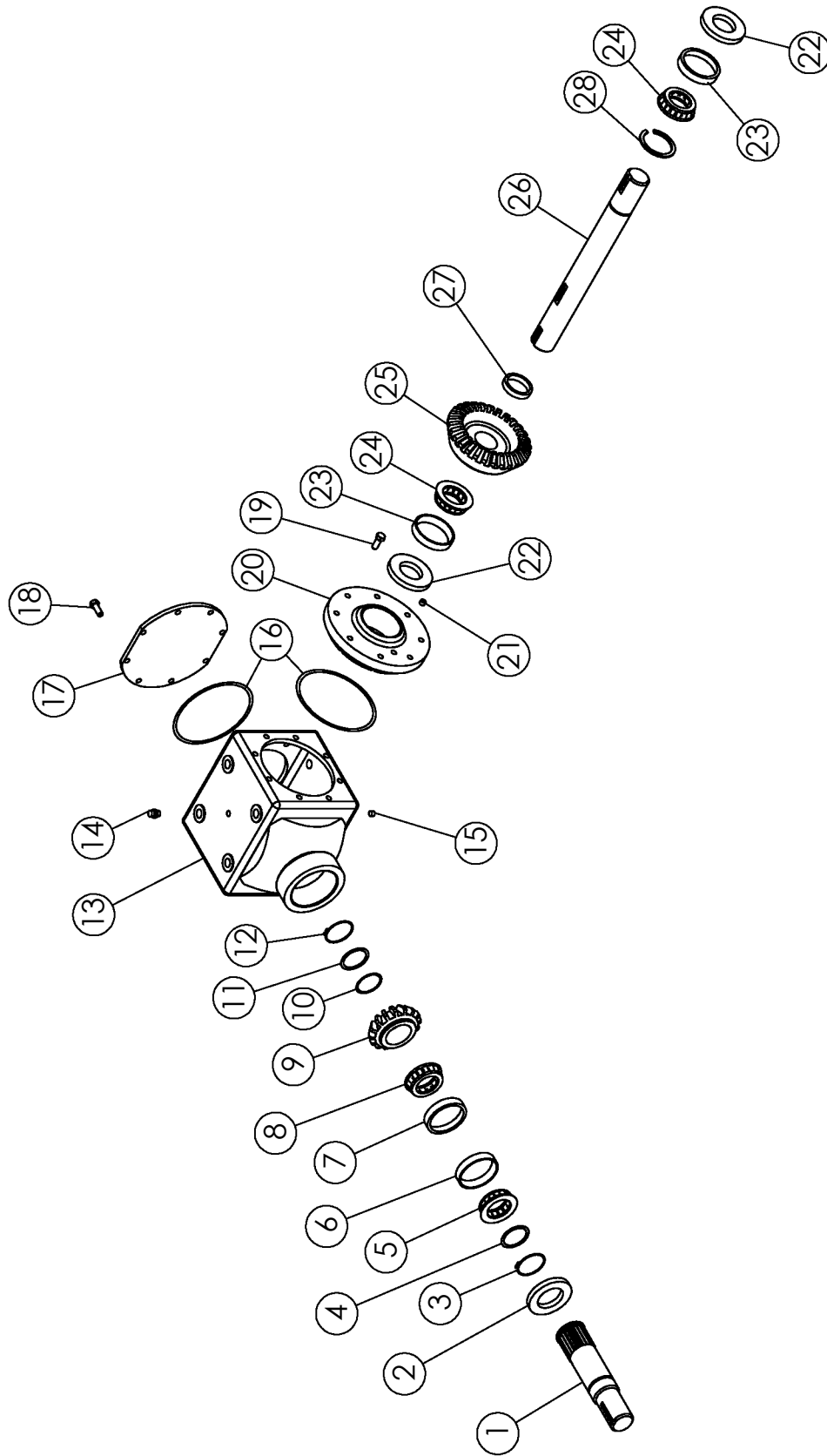
**PTO CV DRIVELINE #301575****1.375" - 21 SPLINE**

1	62122	KT-SAFETY SLIDE LOCK REPAIR 1.375"	1
2	301824	YOKE ASSY-SAFETY SLIDE LOCK 1.375" CAT 6 CV	1



## DRIVELINE COMPONENTS

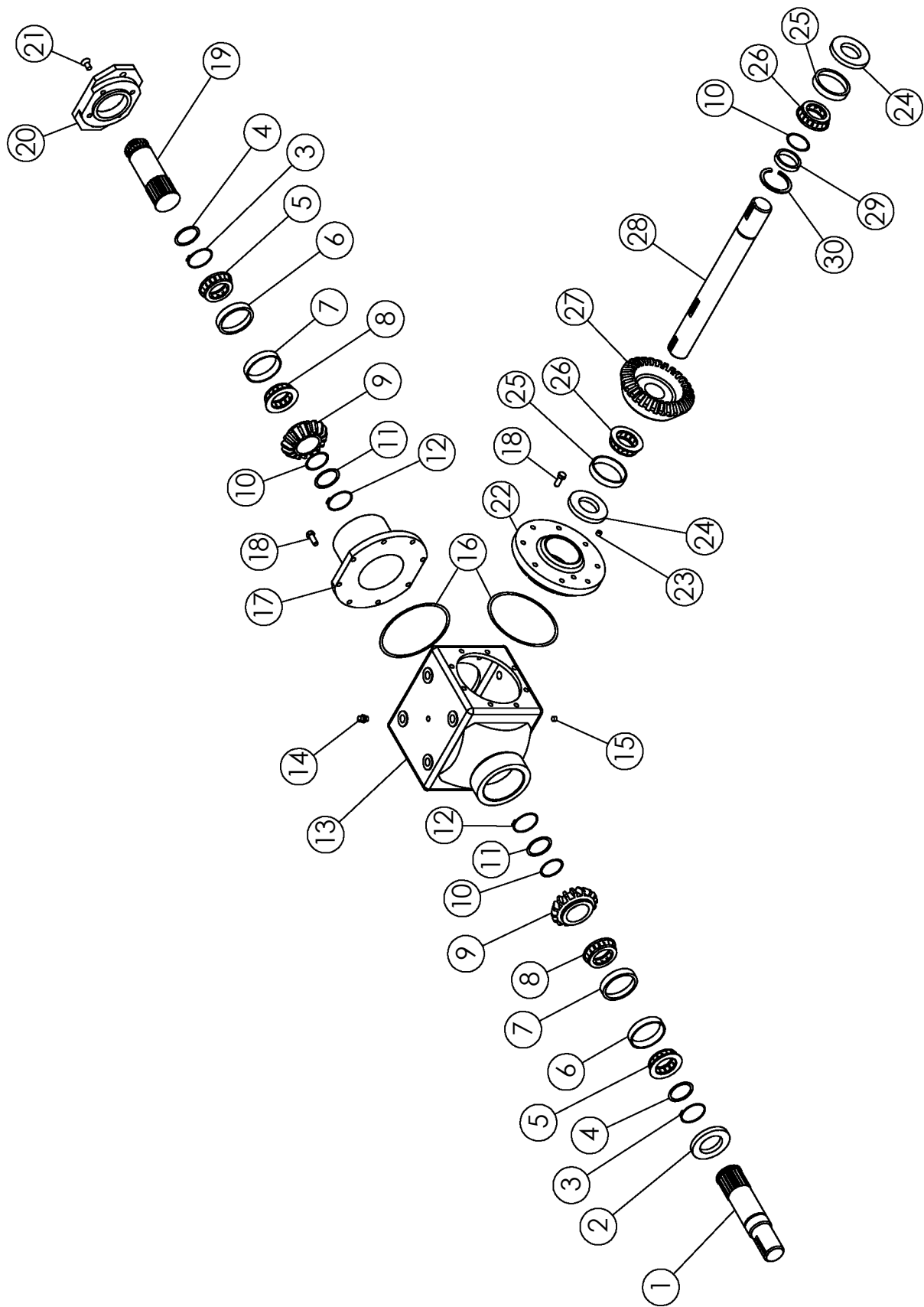
ITEM	PART NO.	DESCRIPTION	QTY
1	53642	U-JOINT	1
2	55035	YOKE 1.75"	2
3	54172	35E CROSS & BEARING KIT	1
4	57923	DRIVE SHAFT 49.25"	1
	57924	DRIVE SHAFT 72.50"	
5	57925	DRIVE COUPLER	1
6	62037	YOKE 1.38"	1
7	58876	KT-CROSS & BEARING 14E SERIES	1





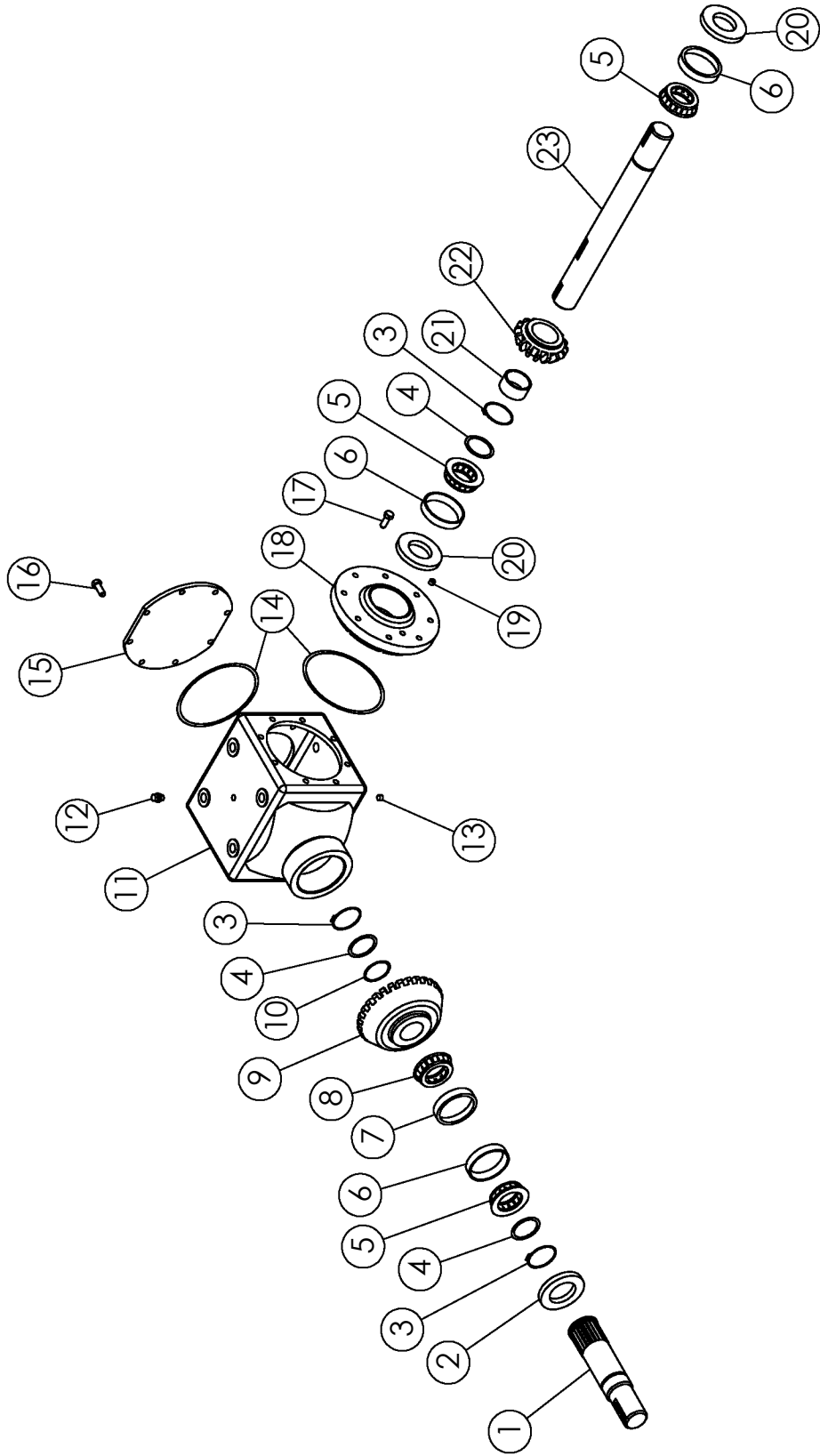
## GEARBOX (1.81:1) #63846 (PRIMARY)

ITEM	PART NO.	DESCRIPTION	QTY
1	62721	SHAFT-QUILL SPLINED	1
2	62722	SEAL: Ø2.00/3.265 - .375	1
3	62724	SNAP RING: Ø2.00 X .125	1
4	62723	WASHER: 2.00 X .134	1
5	62725	BEARING-CONE	1
6	62726	BEARING-CUP	1
7	62727	BRG. CUP: 3730	1
8	62728	BRG. CONE:3780	1
9	62729	PINION 16 TOOTH SPLINED	1
10	62730	SHIM: 1.750 X .007	1
11	62731	WASHER: 1.75 X .179	1
	68599	WASHER: 1.75 X .135	
12	62732	SNAP RING: Ø1.60 X .110	1
13	62733	CASE-900 SERIES GEARBOX	1
14	64408	VENT: .50 NPT	1
15	62735	PLUG: .50 NPT	1
16	62736	SHIM-COVER	2
17	64434	PLATE-GEARBOX	1
18	1011599	BOLT-HEX: .38 X .75 NC GR5 ZP	8
19	62738	BOLT-HEX: .38 X 1.00 NC GR5 NP	8
20	62742	COVER-OPEN .375 NPT	1
21	62743	PLUG: .375 NPT	1
22	62744	SEAL: Ø1.75/3.00 - .313	2
23	62745	BEARING-CUP	2
24	62746	BEARING-CONE	2
25	64410	GEAR-29T SPLINED	1
26	64409	THRU SHAFT	1
<b>SHIMS USE AS NEEDED</b>			
	64457	SHIM COVER	
	64461	SHIM: 1.375 ID X .007	
	62730	SHIM: 1.75 ID X .007	
	69225	SHIM: 2.75 OD X .007	
	62736	SHIM COVER	
	301622	SHIM: 3.00 OD X 2.25 ID	
	301492	SHIM	



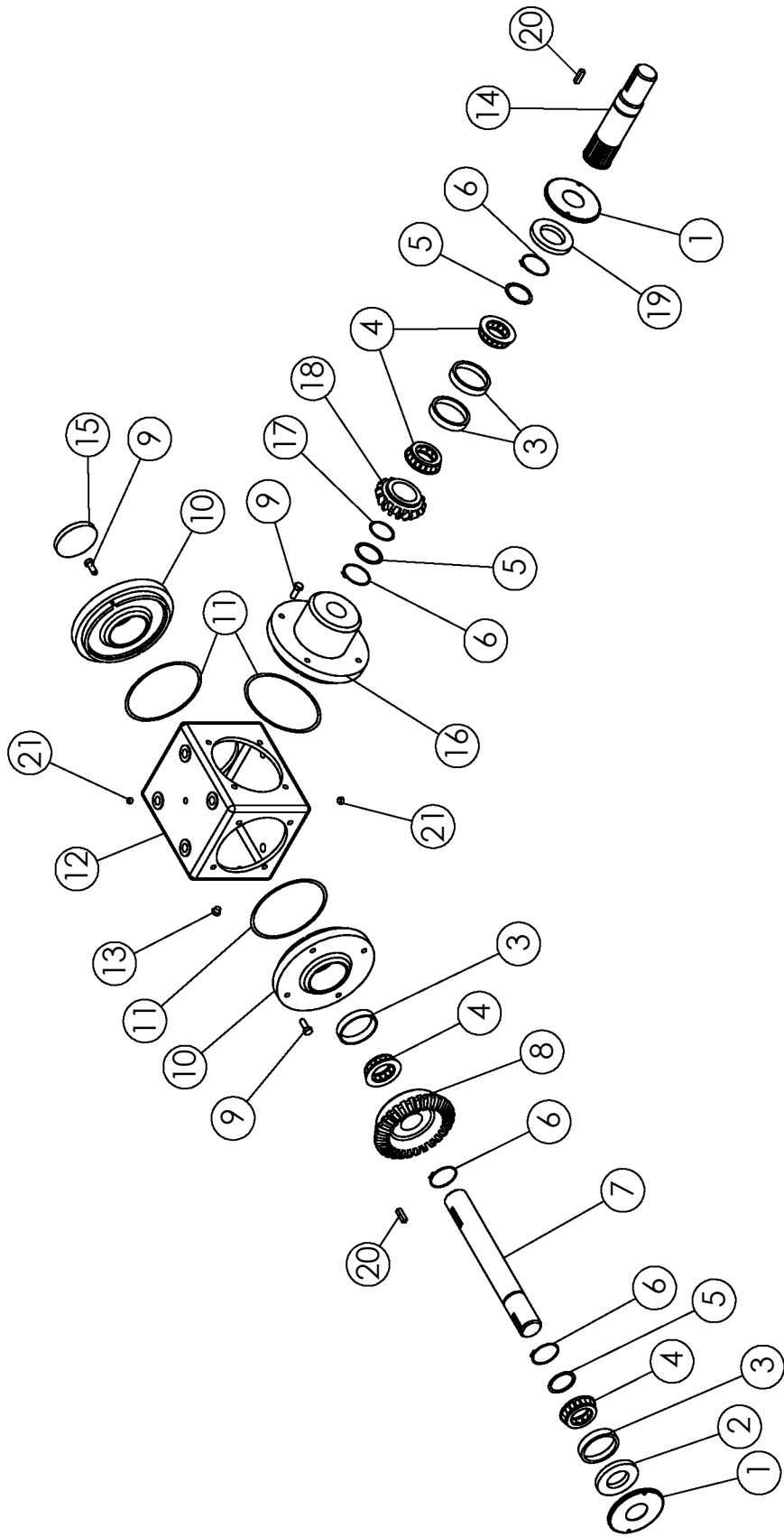
**GEARBOX (1.81:1) #62396  
(PRIMARY: ONBOARD OPTION)**

ITEM	PART NO.	DESCRIPTION	QTY
1	62721	QUILL SHAFT	1
2	62722	SEAL: 2.00 - 3.26	1
3	62724	SNAP RING	2
4	62723	WASHER 2.00 X .13	2
5	62725	BEARING CONE	2
6	62726	BEARING CUP	2
7	62727	BEARING CUP	2
8	62728	BEARING CONE	2
9	62729	PINION-16 TOOTH	2
10	62730	SHIM: 1.75 X .007	3
11	62731	WASHER 1.75 X .179	2
	68599	WASHER 1.75 X .135	
12	62732	SNAP RING	2
13	62733	CASE-900 SERIES	1
14	64408	VENT PLUG: .50 NPT (SQ. HD.)	1
15	62735	PLUG: .50 NPT	1
16	62736	SHIM-COVER	2
17	62737	QUILL HOUSING	1
18	62738	BOLT-HEX: .38 X 1.00 NC GR5 NP	16
19	62739	QUILL SHAFT	1
20	62740	FLANGE: 'SAE B' -2.00 BOLT	1
21	62741	SFHCS: .38 X .75 NC GR5	4
22	62742	COVER-OPEN .38 NPT	1
23	62743	PLUG: .38 NPT	1
24	62744	OIL SEAL: 1.75 X .31	2
25	62745	BEARING CUP	2
26	62746	BEARING CONE	2
27	64410	GEAR-29 TOOTH	1
28	64409	THRU SHAFT	1
29	302320	SPACER: 2.25 X .75	1
30	301491	RING-RETAINING: Ø2.25 X .125	1
<b>SHIMS USE AS NEEDED</b>			
	64457	SHIM COVER	
	64461	SHIM: 1.375 ID X .007	
	62730	SHIM: 1.75 ID X .007	
	69225	SHIM: 2.75 OD X .007	
	62736	SHIM COVER	
	301622	SHIM: 3.00 OD X 2.25 ID	
	301492	SHIM	



## GEARBOX (1.35:1) #63847 (SECONDARY)

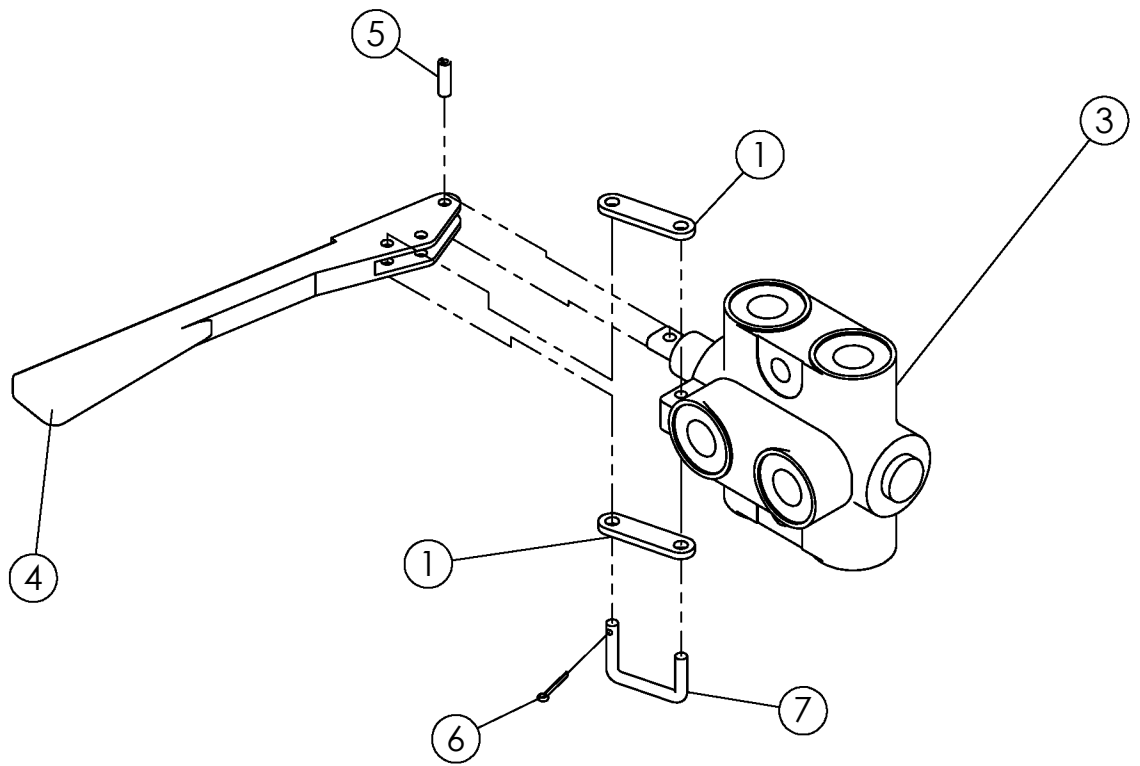
ITEM	PART NO.	DESCRIPTION	QTY
1	64435	QUILL SHAFT	1
2	64436	OIL SEAL	1
3	62732	SNAP RING	3
4	62731	WASHER 1.75 X .179	3
	68599	WASHER 1.75 X .135	
5	62746	BEARING CONE	3
6	62745	BEARING CUP	3
7	62727	BEARING CUP	1
8	64443	BEARING CONE	1
9	64444	GEAR-27 TOOTH	1
10	62730	SHIM: 1.75 X .007	1
11	62733	CASE-900 SERIES	1
12	64445	VENT PLUG: .50 NPT	1
13	62735	PLUG: .50 NPT	1
14	62736	SHIM-COVER	2
15	64434	PLATE	1
16	1011599	BOLT-HEX: .38 X .75 NC GR5 ZP	8
17	62738	BOLT-HEX: .375 X 1.00 NC GR5 NP	8
18	62742	COVER-OPEN .375 NPT	1
19	62743	PLUG: .375 NPT	1
20	62744	OIL SEAL: 1.75 X .313	2
21	64446	SPACER TUBE	1
22	64447	PINION-20T	1
23	64448	CROSS SHAFT	1
<b>SHIMS USE AS NEEDED</b>			
	64457	SHIM COVER	
	64461	SHIM: 1.375 ID X .007	
	62730	SHIM: 1.75 ID X .007	
	69225	SHIM: 2.75 OD X .007	
	62736	SHIM COVER	
	301622	SHIM: 3.00 OD X 2.25 ID	
	301492	SHIM	



## GEARBOX (1:1.35) #63848 (REAR SCRUB)

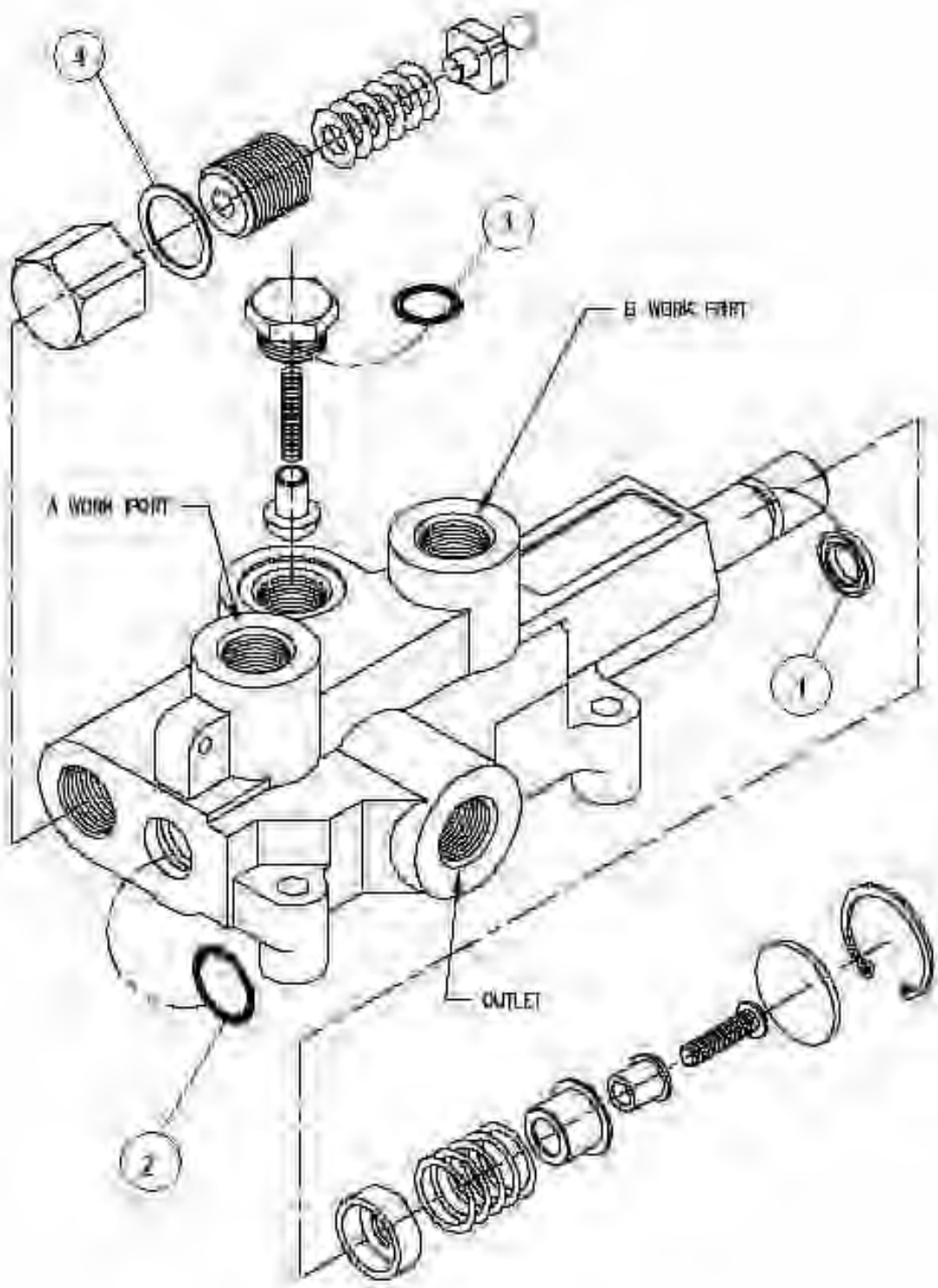
ITEM	PART NO.	DESCRIPTION	QTY
1	64332	SHIELD-GAMMA PRAIRIE	2
2	64449	SEAL-OIL	1
3	64450	BEARING-CUP	4
4	64451	BEARING-CONE	4
5	64452	WASHER: 1.38 X.179	3
6	64453	RING-SNAP	4
7	64454	SHAFT-CROSS	1
8	64455	GEAR-23T	1
9	62738	BOLT-HEX: .38 X 1.00 NC GR5 NP	12
10	64456	COVER-OPEN	2
11	64457	SHIM-COVER	3
12	64458	CASE-M600-3 PORT	1
13	64333	PLUG-T VENT	1
14	64464	SHAFT-PINION	1
15	64459	PLUG-EXPANSION	1
16	64460	COVER	1
17	64461	SHIM: 1.375 X .007	1
18	64462	PINION-17T	1
19	64463	SEAL-OIL	1
20	302319	KEY .313 X .313 X 1.175	2
21	62743	PLUG: .375 NPT	2
<b>SHIMS USE AS NEEDED</b>			
	64457	SHIM-COVER	
	64461	SHIM: 1.375 X .007	
	62730	SHIM: 1.750 X .007	
	69225	SHIM: 2.75 OD X 2.00 ID	
	62736	SHIM-COVER	
	301622	SHIM: Ø3.00 OD X Ø2.25 ID	
	301492	SHIM	





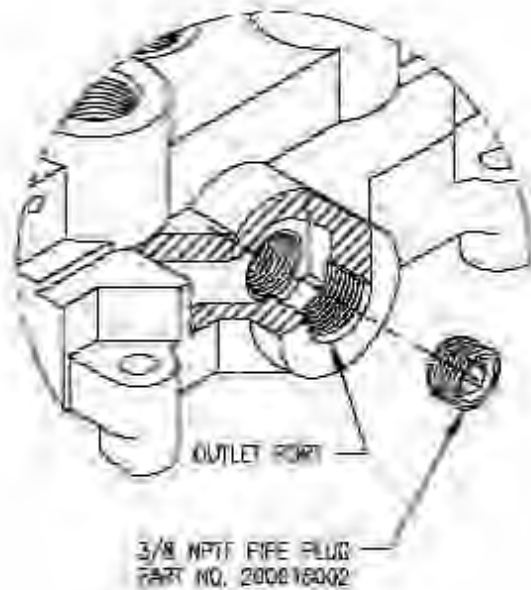
**SELECTOR VALVE #58470**

ITEM NO.	PART NO.	DESCRIPTION	QTY.
1	68060	PLATE ZP	2
3	53724	VALVE-SELECTOR	1
4	58470-2	HANDLE	1
5	58470-4	SPRING PIN	1
6	58470-5	PIN-COTTER HANDLE	1
7	58470-3	CLIP-HANDLE	1



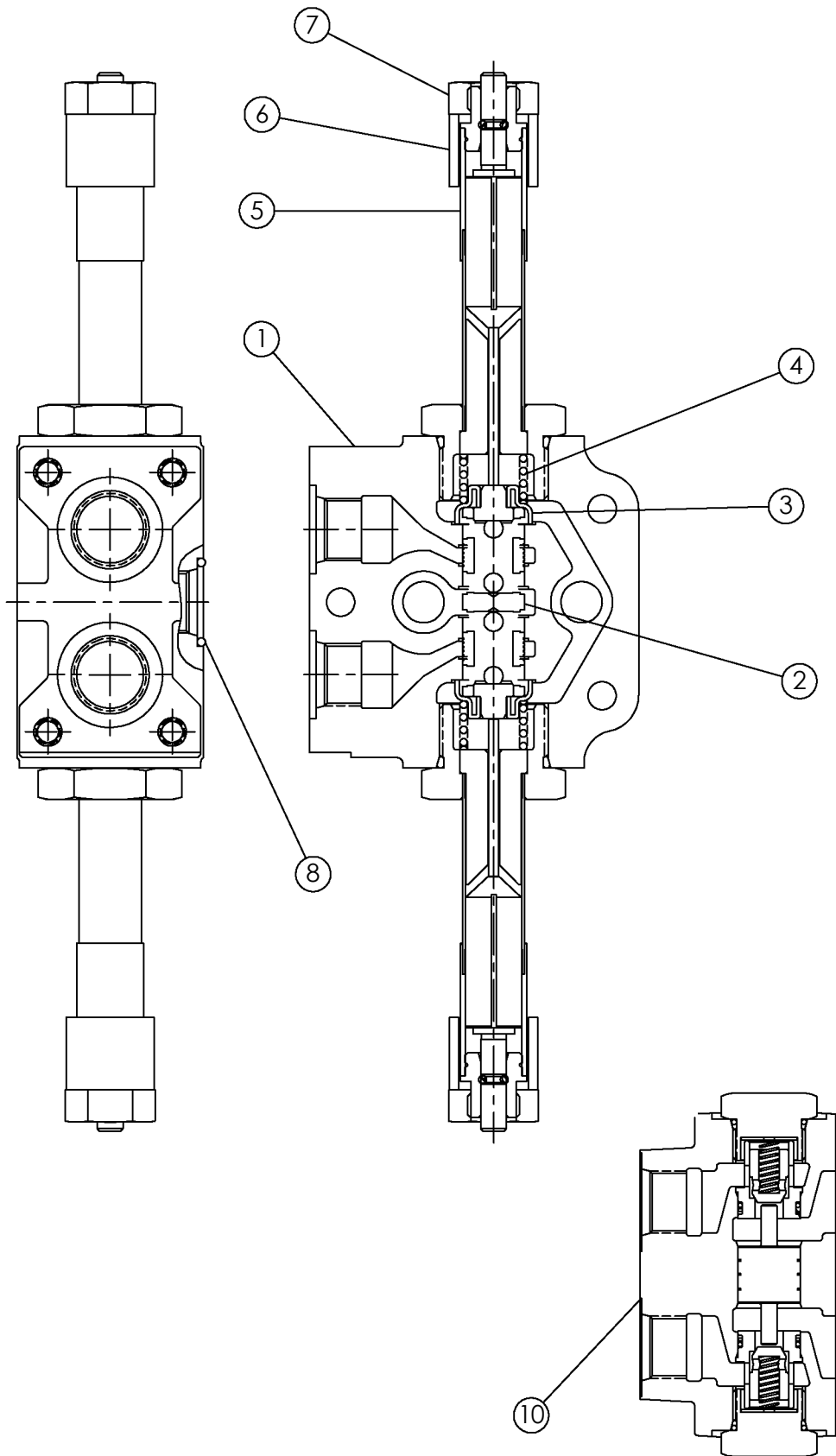
# ROW FINDER VALVE #301150

ITEM	PART NO.	DESCRIPTION	QTY
	62757	SEAL KIT	
1		U-CUP	1
2		O-RING	1
3		O-RING	1
4		ALUMINUM WASHER	1



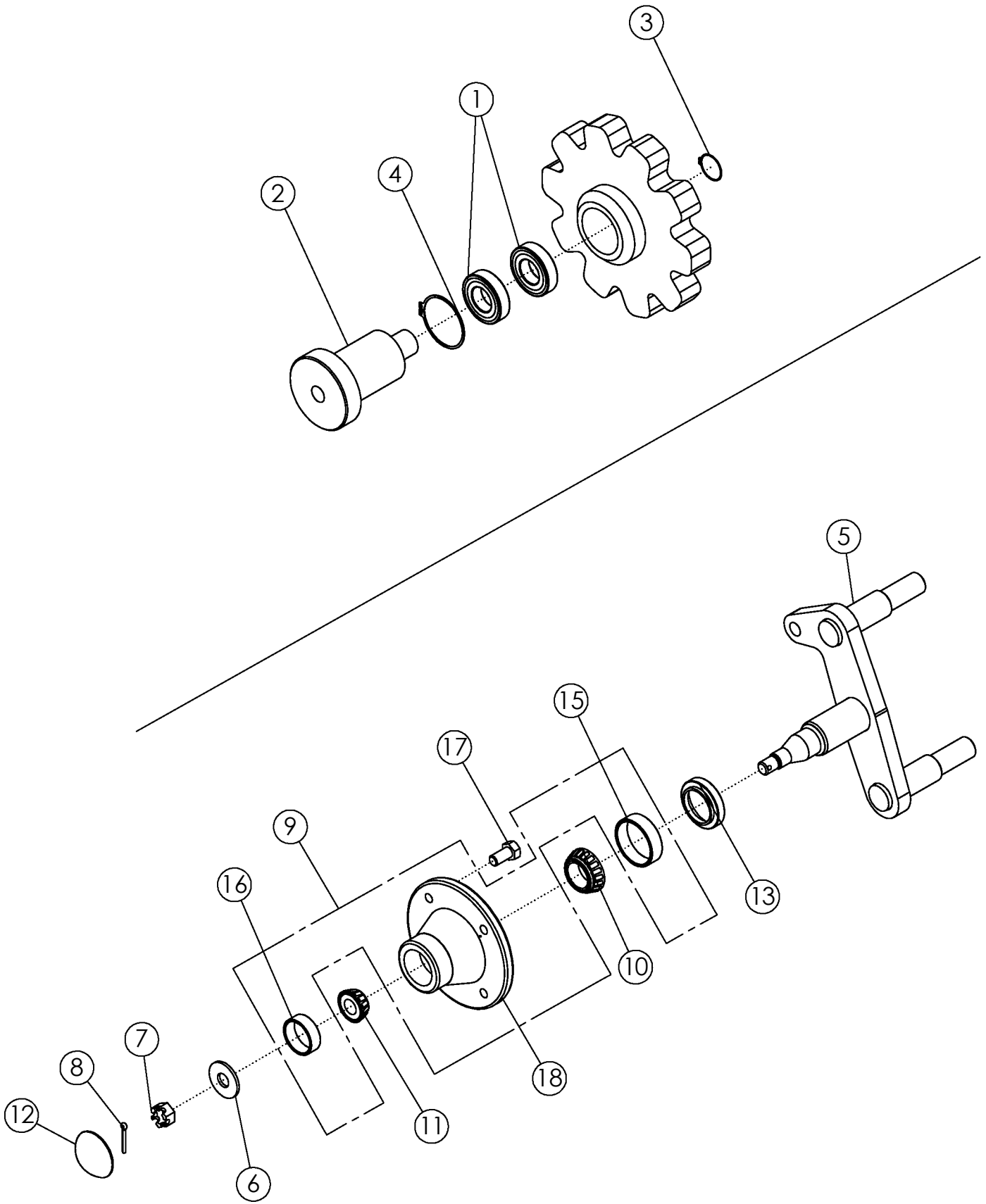
## OPEN CENTER TO CLOSED CENTER CONVERSION

THIS FEATURE ALLOWS AN OTHERWISE OPEN CENTER VALVE TO BE CONVERTED TO CLOSED CENTER OPERATION. AS SHOWN ABOVE, A 3/8 NPTF PIPE PLUG IS INSTALLED IN THE BOTTOM OF THE OUTLET PORT TO BLOCK OPEN CENTER PASSAGE. A PIPE THREAD SEALANT SHOULD BE USED. THIS FEATURE IS STANDARD ON ALL VALVES WITH 3/4 NPTF INLET AND OUTLET PORTS. THE PIPE PLUG IS INCLUDED WITH THESE MODELS. DISCARD THE PIPE PLUG IF THE VALVE IS USED ON AN OPEN CENTER APPLICATION.



## DIRECTIONAL CONTROL VALVE #63673 & 63687

ITEM	PART NO.	DESCRIPTION	QTY
PARKER HYDRAULICS			
1	4014383	BODY	1
2	6029640	SPOOL S/A	1
3	4014541	RETAINER	2
4	4014516	SPRING	2
5	6013082	TUBE S/A	2
6	4014550	SLEEVE	2
7	1006024	COIL NUT	2
8	2118N-7	O-RING	2
9	6034160L8	COIL (NOT SHOWN)	2
10	64413	VALVE-LOCK DOUBLE PILOT OPERATED	1





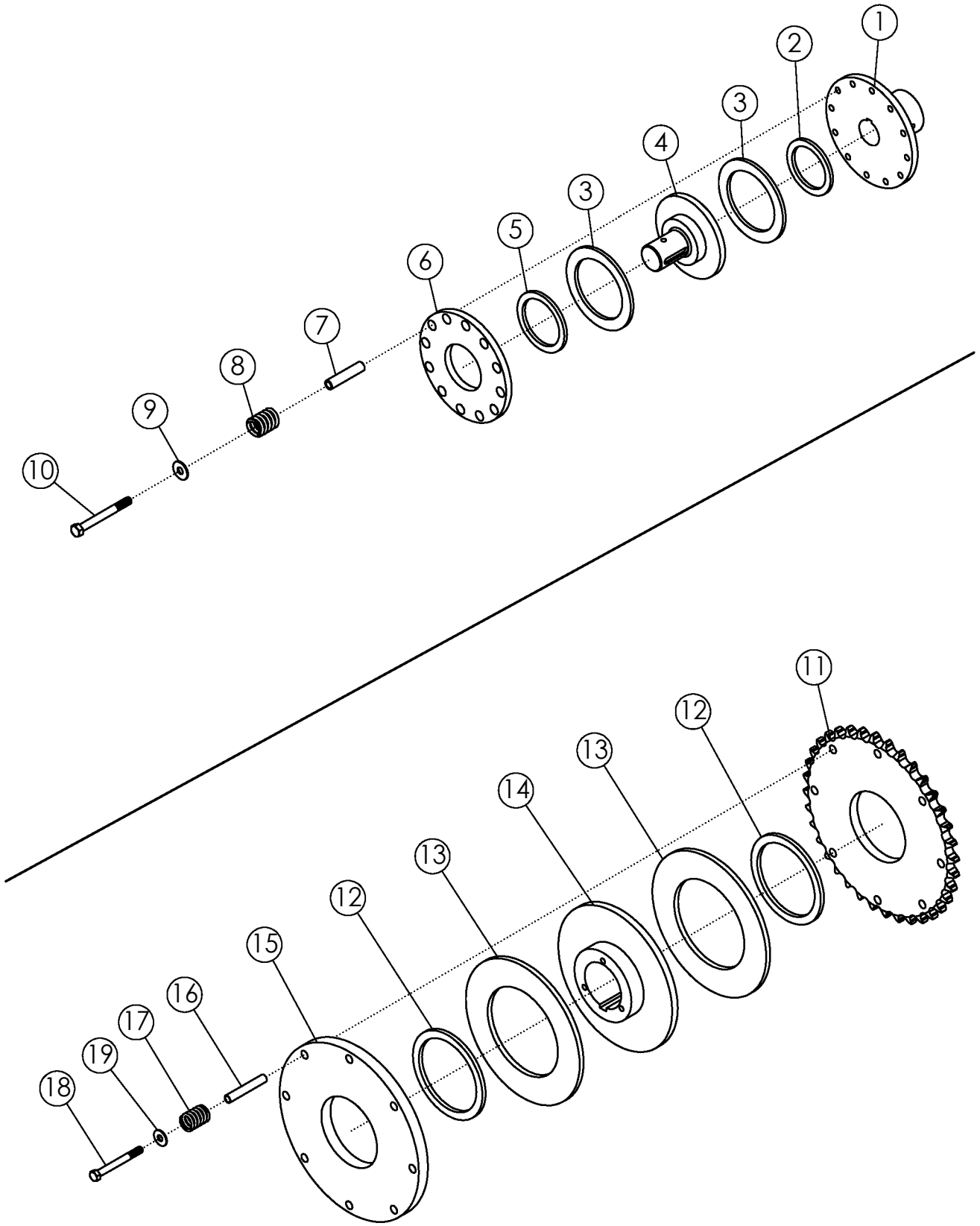
## SPROCKET #63813

ITEM	PART NO.	DESCRIPTION	QTY
1	54108	BEARING 2"	2
4	56892	STUB SHAFT	1
3	54154	SNAP RING SR3	1
2	54151	SNAP RING SR11	1

## BELT TIGHTENER #56422

ITEM	PART NO.	DESCRIPTION	QTY
5	56421	WLDMT - SPINDLE	1
6	1013623	BUSHING-MACH: .63 NP	1
7	1013625	NUT-HEX: SLOT .63 NF GR5 ZP	1
8	1013626	PIN-COTTER: .16 X 1.25 ZP	1
9	1015157*	HUB W/CUPS	1
10	1012356*	CONE-BEARING	1
11	1013620*	CONE-BEARING	1
12	1013622*	HUB CAP	1
13	1029527*	SEAL	1
14	56951	ASSY-HUB	1
15	1012360	CUP-BEARING LM67010	1
16	1013268	CUP-BEARING LM11910	1
17	54646	LUG-BOLT: .50 X 1.00	4
18	1017103	HUB-MACHINED	1

\*Items are included in item 14



### SLIP CLUTCH (IN-LINE) #57926

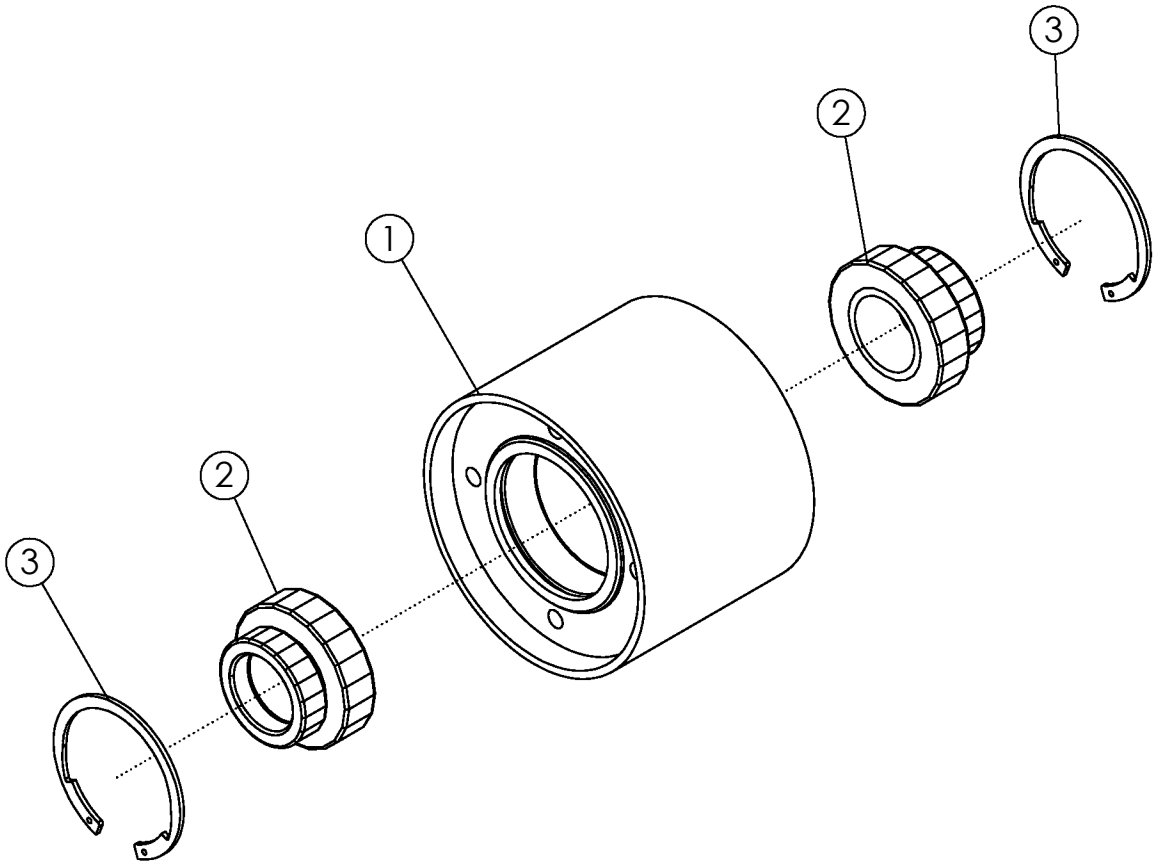
ITEM	PART NO.	DESCRIPTION	QTY
1	58168	HUB-DRIVE	1
2	58169	BUSHING-BRONZE	1
3	58170	DISC-FIBER	2
4	58171	HUB-SLIP CLUTCH	1
5	58172	BUSHING-BRONZE	1
6	58173	PLATE-SLIP CLUTCH	1
7	301701	TUBE-SLIP CLUTCH (2.38)	6
8	58174	SPRING-SLIP CLUTCH	6
9	1011828	WASHER-FLAT: .38 ZP	6
10	58176	BOLT-HEX: .38 X 3.50 NC GR5 ZP	6

### SLIP CLUTCH/SPOCKET #57993

ITEM	PART NO.	DESCRIPTION	QTY
11	58177	SPROCKET	1
12	58207	BUSHING-BRONZE	2
13	58215	DISC-FIBER	2
14	58209	HUB-CLUTCH	1
15	58211	PLATE-SLIP CLUTCH	1
16	58213	TUBE-SLIP CLUTCH (2.870")	8
17	58174	SPRING-SLIP CLUTCH	8
18	58176	BOLT-HEX: .38 X 3.50 NC GR5 ZP	8
19	1011828	WASHER-FLAT: .38 ZP	8

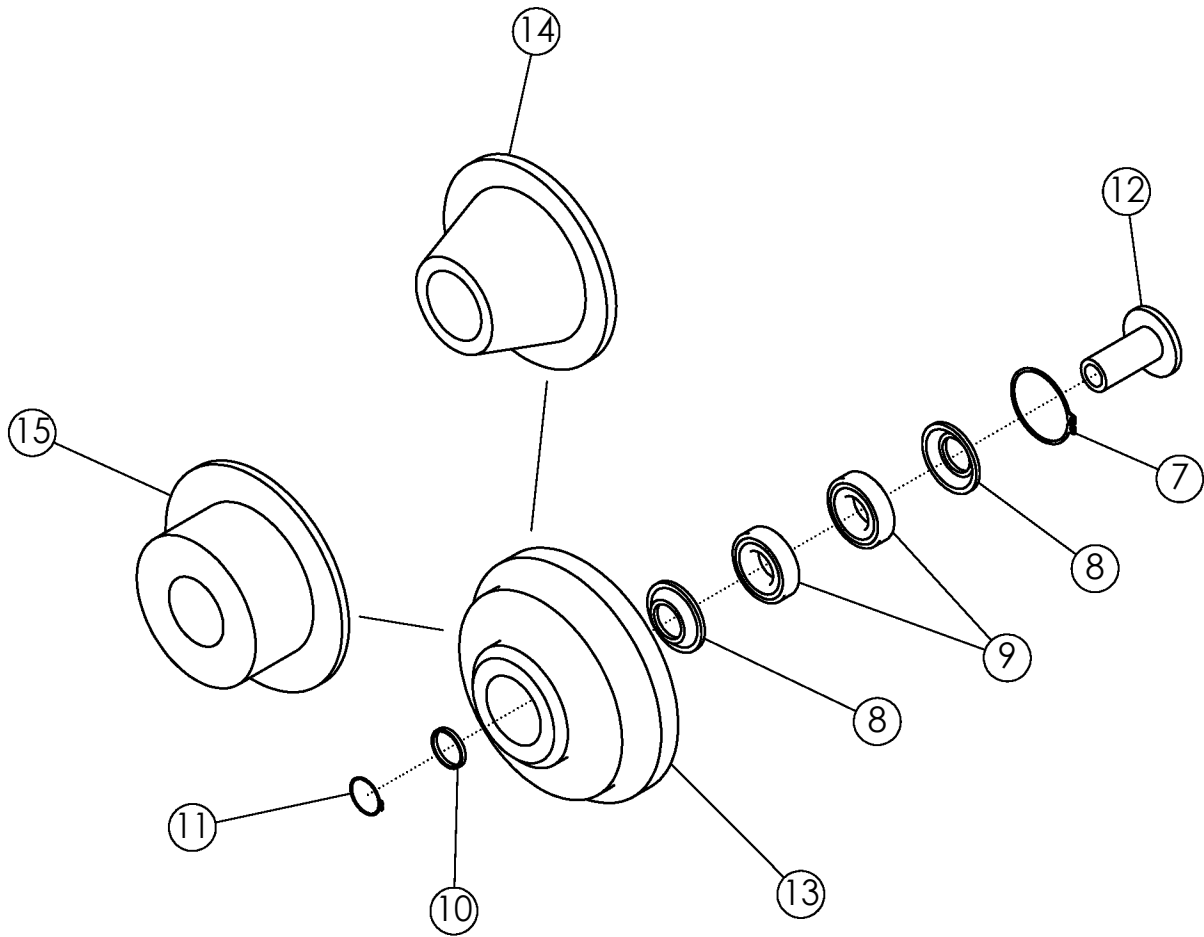
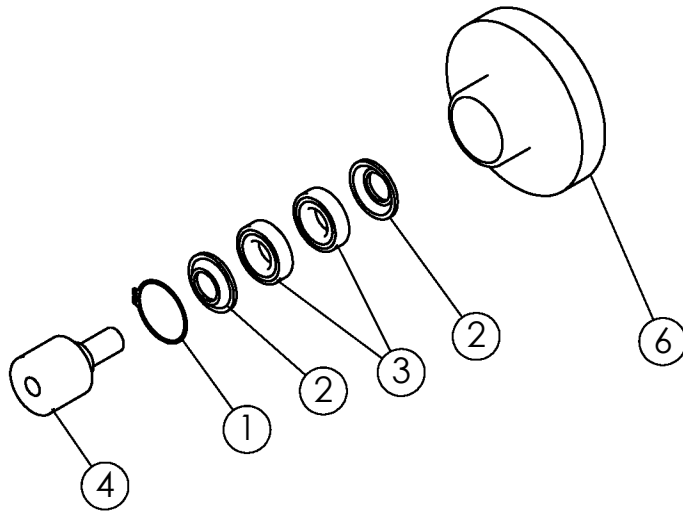
### SLIP CLUTCH/SPOCKET #58335

ITEM	PART NO.	DESCRIPTION	QTY
11	58566	SPROCKET	1
12	58208	BUSHING-BRONZE	2
13	58216	DISC-FIBER	2
14	58210	HUB-CLUTCH	1
15	58212	PLATE-SLIP CLUTCH	1
16	301701	TUBE-SLIP CLUTCH (2.38)	6
17	58174	SPRING-SLIP CLUTCH	6
18	1013239	BOLT-HEX: .38 X 3.00 NC GR5 ZP	6
19	1011828	WASHER-FLAT: .38 ZP	6



## REVERSE PULLEY #301821

ITEM	PART NO.	DESCRIPTION	QTY
1	301847	WLDMT-REVERSE PULLEY	1
2	56399	BALL-INSERT 1-3/4"	2
3	56400	RETAINING RING	2



## ROLLERS

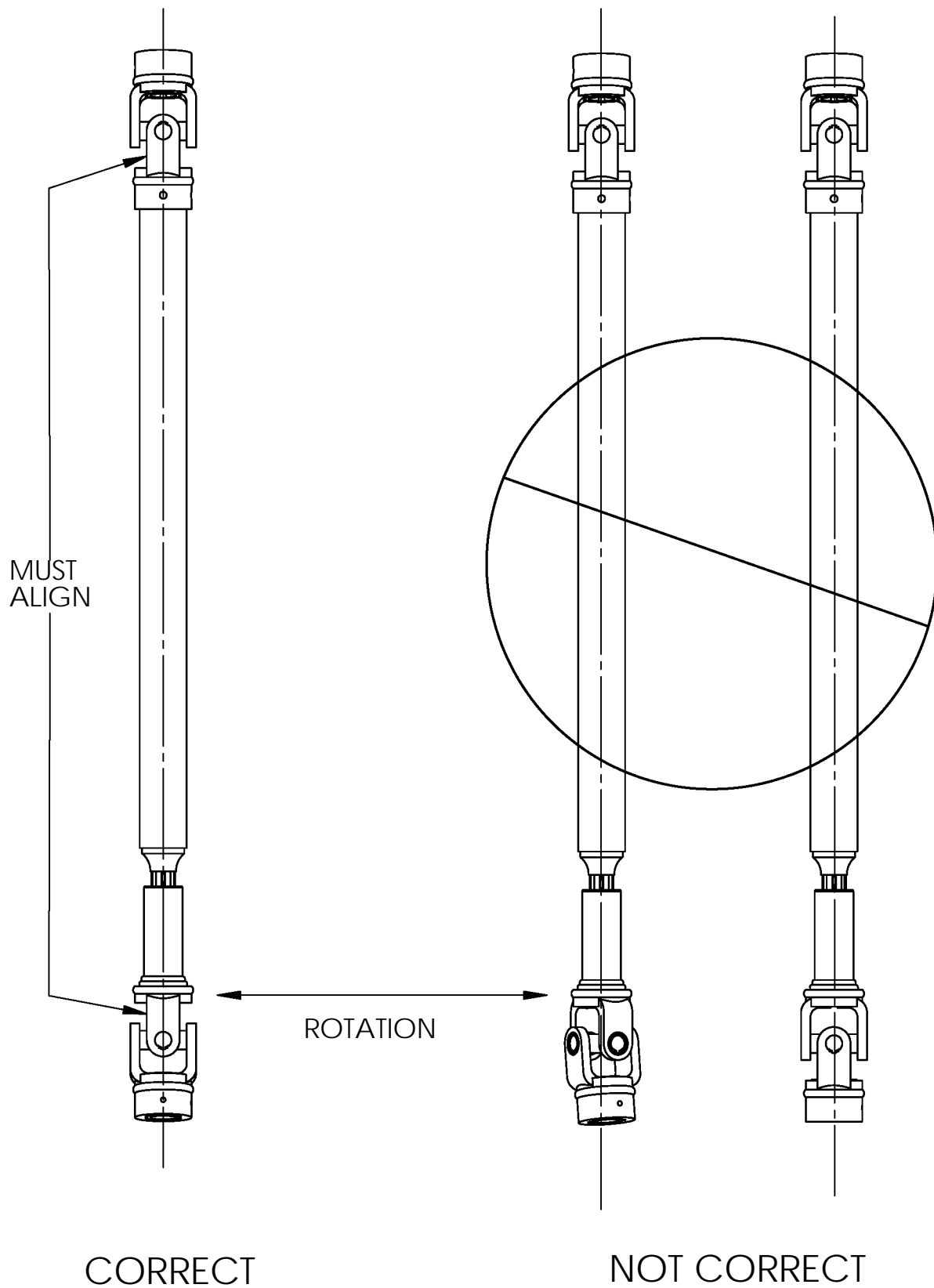
ITEM	PART NO.	DESCRIPTION	QTY
1	54151	SNAP RING SR11	1
2	54152	WASHER	2
3	54108	BEARING 2"	2
4	56885	STUB SHAFT LONG	1
5	62702	STUB SHAFT SHORT	1
6	54042**	ROLLER-STEP 6"	1
7	54151	SNAP RING SR11	1
8	54152	WASHER	2
9	54108	BEARING 2"	2
10	54153	SPACER-NRS	1
11	54154	SNAP RING SR3	1
12	56889	STUB SHAFT	1
13	53951*	ROLLER-STEP FLANGE 7"	1
12	54155	STUB SHAFT	1
14	53950*	ROLLER-CONE 6"	1
12	54155	STUB SHAFT	1
15	59057*	ROLLER-RUBBER FLANGE 6.5"	1

\* COMES WITH ITEMS 7-12

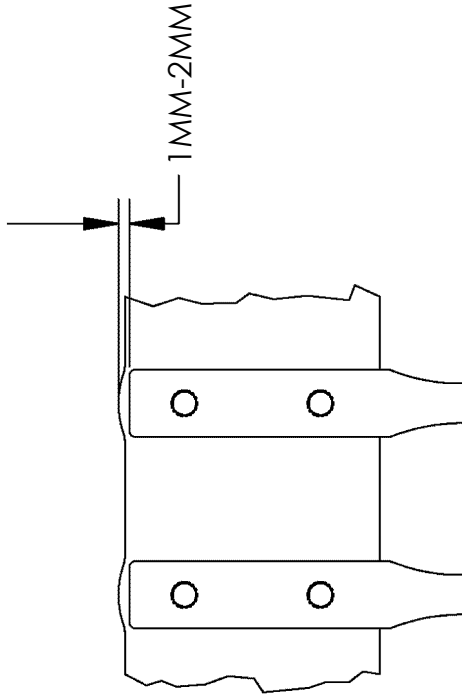
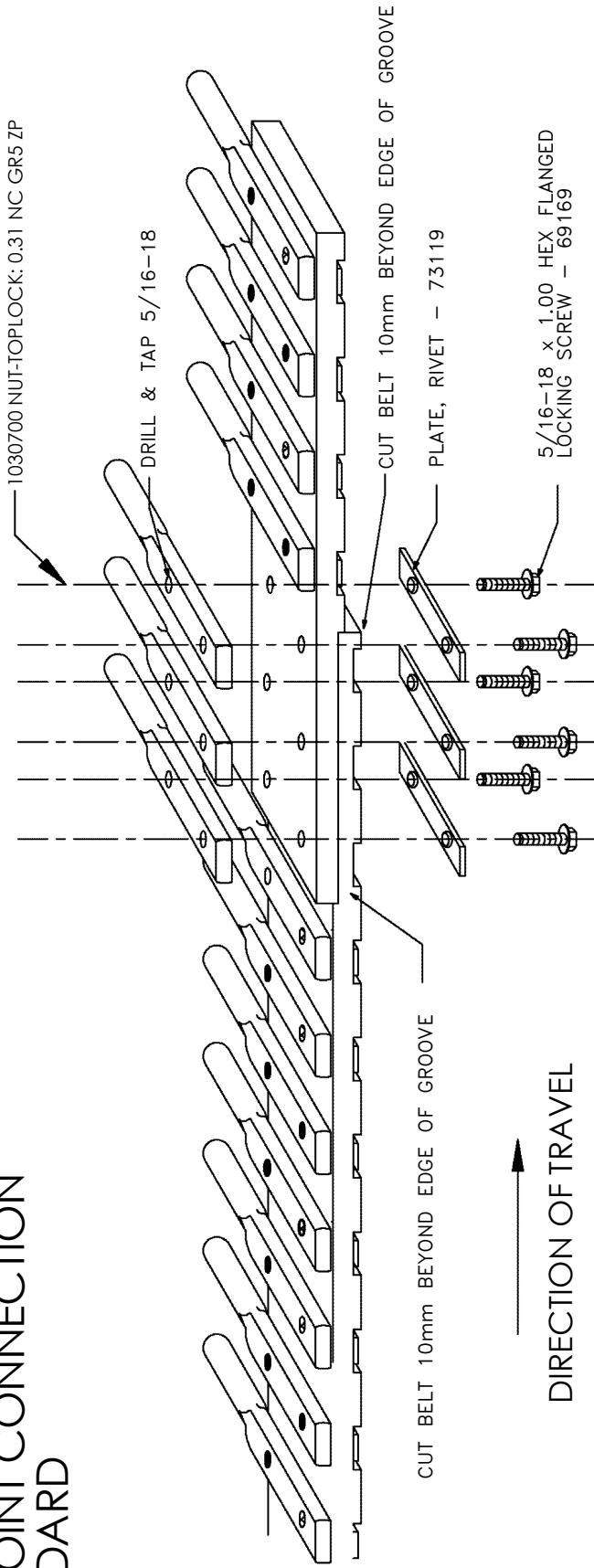
\*\*COMES WITH ITEMS 1-5



# SCRUB DRIVELINE ASSEMBLY



# BELTED CHAIN LAP JOINT CONNECTION STANDARD



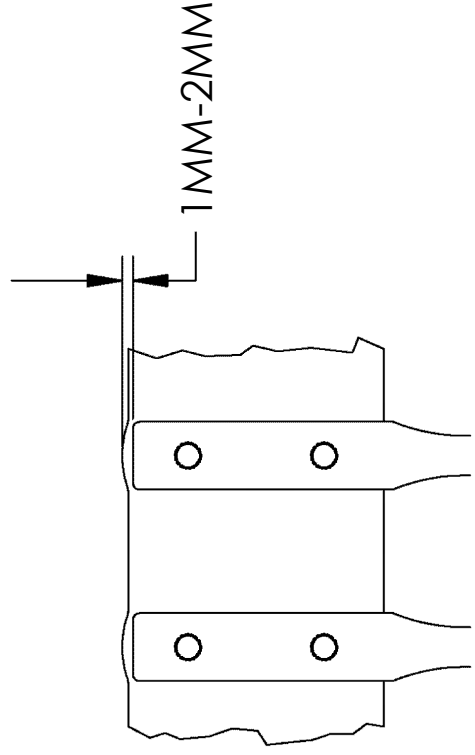
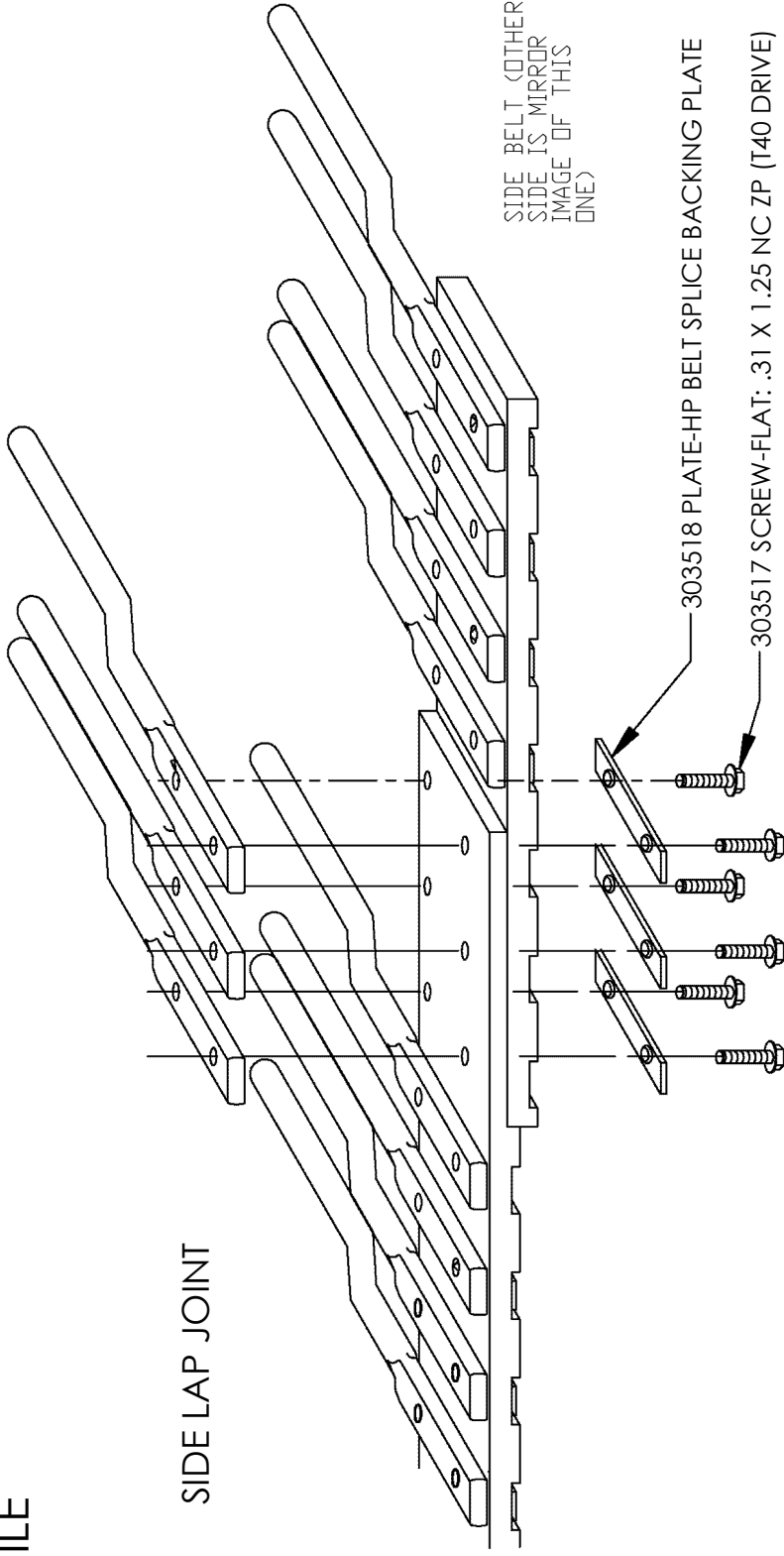
WARNING : ENSURE THAT SCREWS ARE SUFFICIENTLY TIGHT TO PRODUCE A BULGE AT THE EDGE OF THE BELT OF BETWEEN 1 AND 2mm (SEE DIAGRAM). FAILURE TO DO SO MAY CAUSE PREMATURE FAILURE AND VOID YOUR WARRANTY

## RELACEMTN RODS

<b>Elevator (Standard)</b>	<u>Machine</u> 6R/8R	<u>Rod Diameter</u> 0.5	<u>SI</u> 73122	<u>FLT</u> 69366
<b>Elevator (Double)</b>	<u>Machine</u> 6R/8R	<u>Rod Diameter</u> 0.5	<u>SI</u> 301528	<u>FLT</u> 301526
<b>Apron</b>	<u>Machine</u> 6R22/8R22 6R22/8R22 6R30	<u>Rod Diameter</u> 0.5 0.625 0.625	<u>SI</u> 73122 69660 64994	<u>UP</u> 73123 69661 69952
<b>Scrub</b>	<u>Machine</u> 6R/8R	<u>Rod Diameter</u> 0.5	<u>SI</u> 73122	<u>UP</u> 73123

# BELTED CHAIN LAP JOINT CONNECTION HIGH PROFILE

DIRECTION OF TRAVEL  
←



**SCRUB**

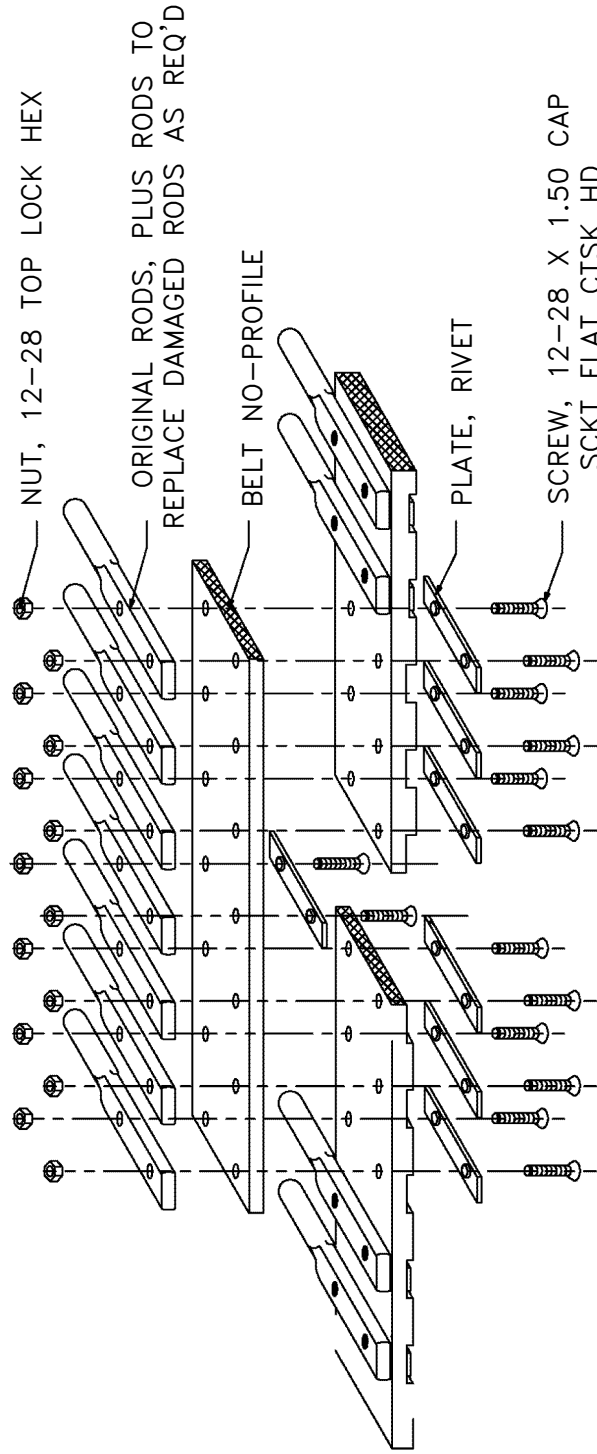
<u>MAGNINE</u>	<u>ROD DIAMETER</u>	<u>SI</u>	<u>UP</u>
6R/8R	0.5	73122	73123

WARNING : ENSURE THAT SCREWS ARE SUFFICIENTLY TIGHT TO PRODUCE A BULGE AT THE EDGE OF THE BELT OF BETWEEN 1 AND 2mm (SEE DIAGRAM). FAILURE TO DO SO MAY CAUSE PREMATURE FAILURE AND VOID YOUR WARRANTY

# REPAIR KIT - BELTED CHAIN #59180

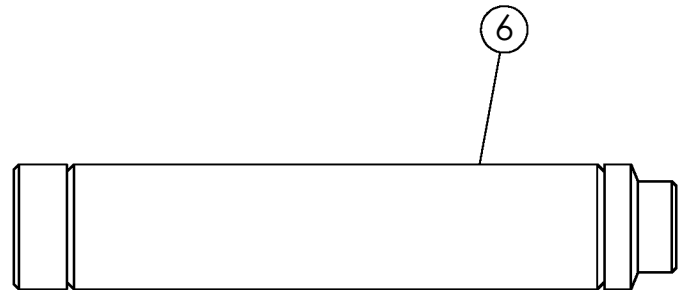
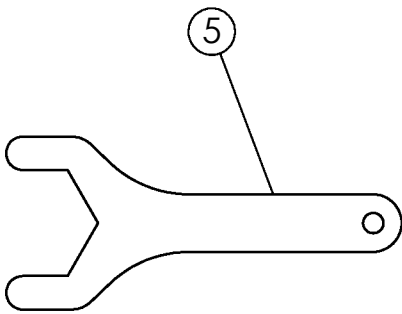
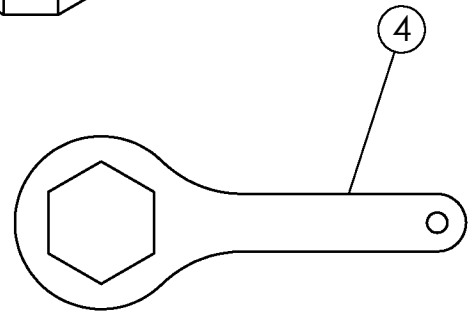
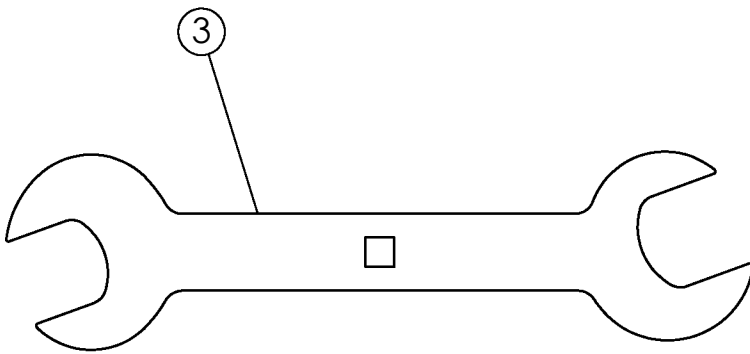
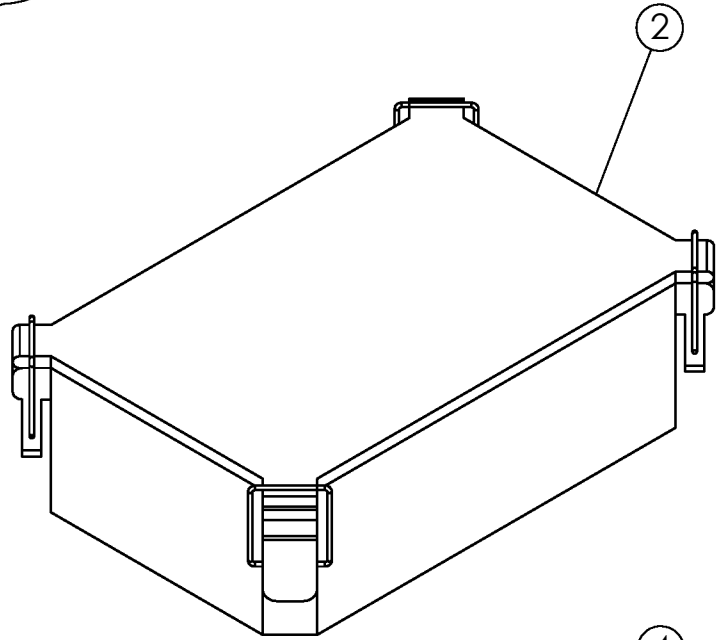
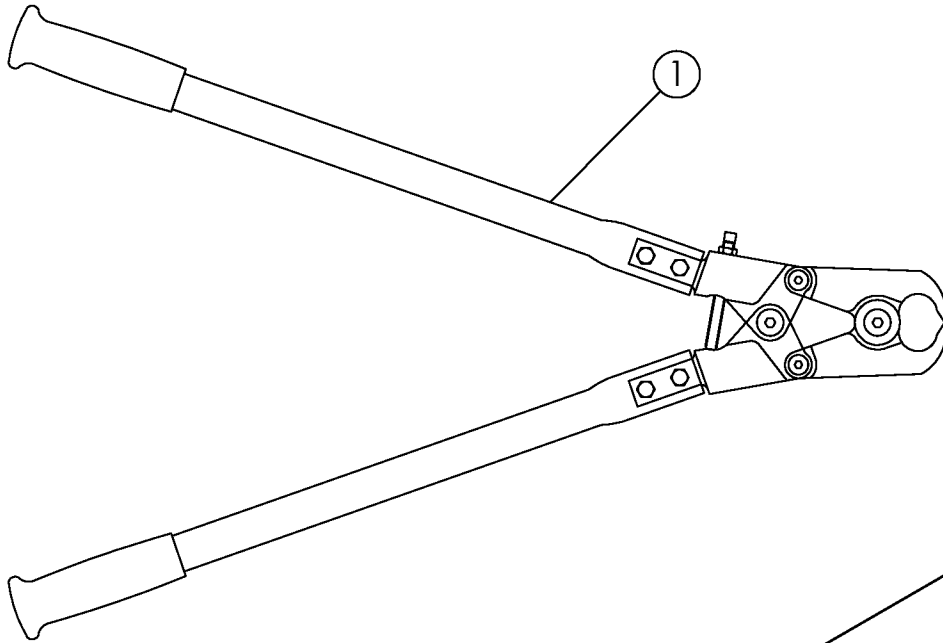
## KIT CONSISTS OF:

- 1.25 FT - BELT, NO-PROFILE
- 8 EA - PLATE, RIVET
- 16 EA - SCREW
- 16 EA - NUT



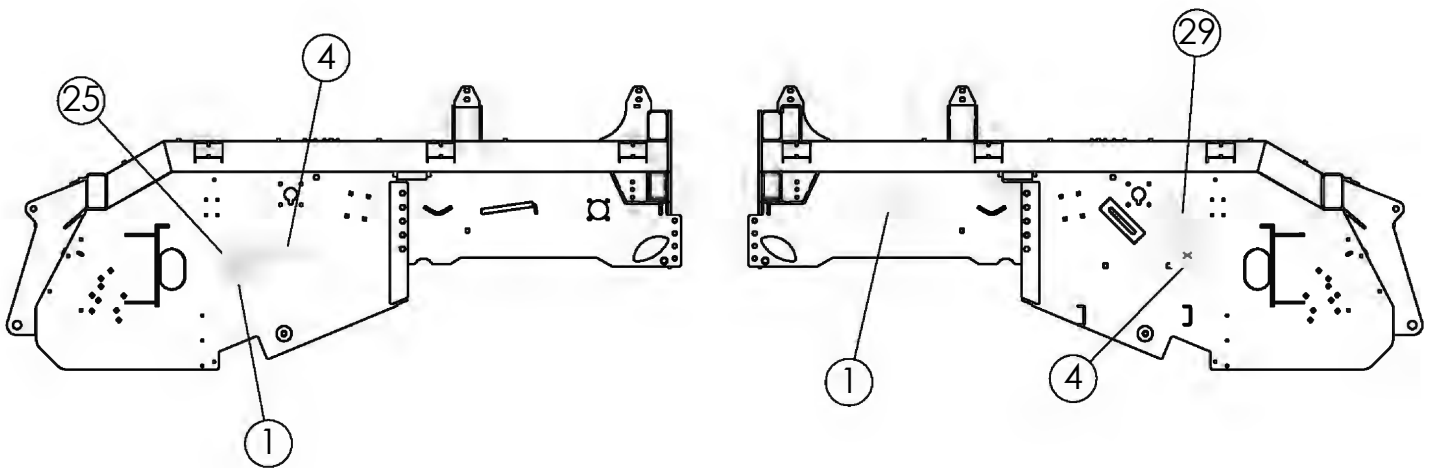
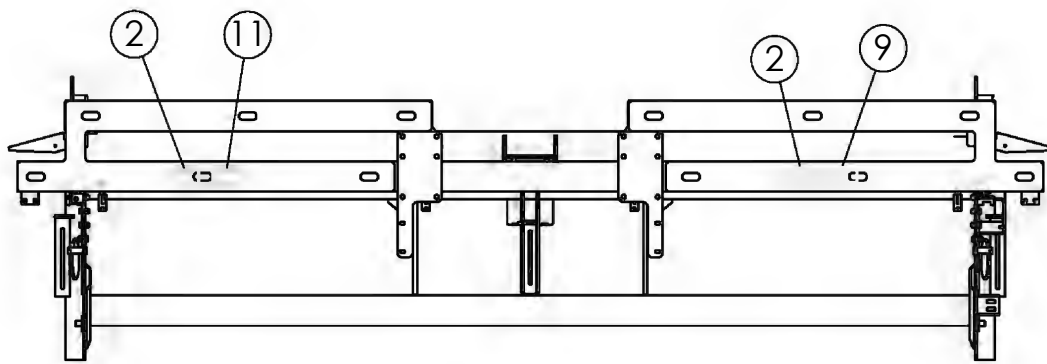
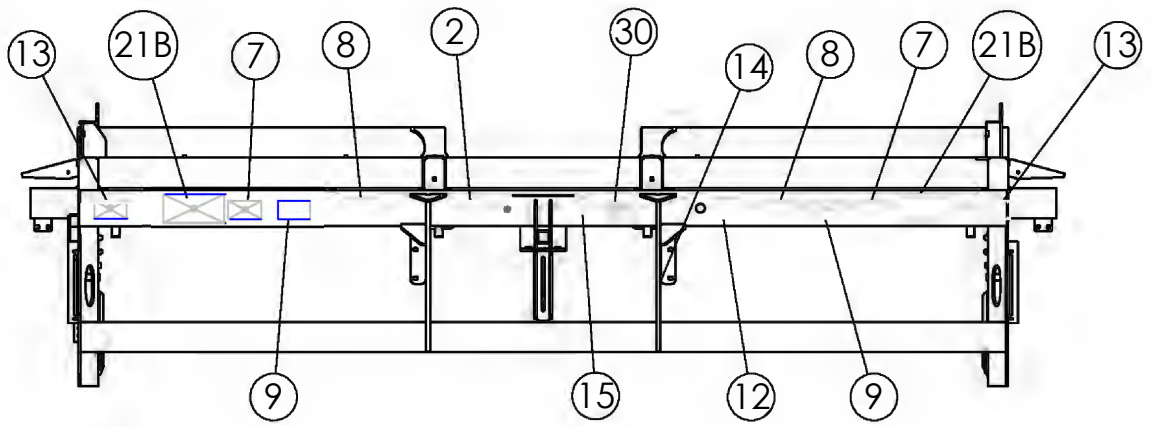
## REPAIR PROCEDURE

1. REMOVE RIVETS 3 PITCHES (MIN) EACH SIDE OF DAMAGED BELT.
2. TRIM OUT DAMAGED BELT.
3. CUT NO-PROFILE BELT TO GIVE MINIMUM OF 3 PITCHES OVERLAP BOTH SIDES OF DAMAGE.
4. LAY NO-PROFILE BELT ON BELT TO BE REPAIRED AND DRILL HOLES TO MATCH PITCH.
5. ASSEMBLE AS SHOWN.
6. TIGHTEN SCREWS TO FORM APPROXIMATELY 2mm BELT SWELL AT BOLTED JOINT.
7. CUT OFF SCREWS NEXT TO NUTS.
8. PEEN SCREWS TO SECURE NUTS.



## TOOLS

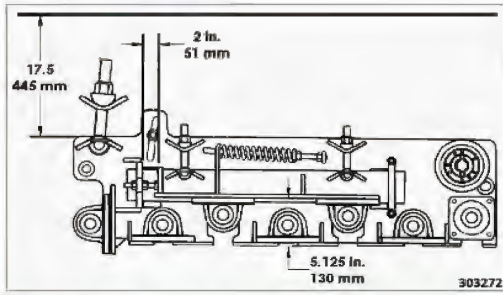
ITEM	PART NO.	DESCRIPTION	QTY
1	62802	TOOL-EASY CUTTER	1
2	303530	KT-ADC/AHC DIAGONSTIC TOOLS	1
	303521	HARNESS-2 PIN LIGHTED EXTENSION 4"	1
	303522	HARNESS-VALVE COIL VOLTAGE DIAGNOSTICS	1
	303523	HARNESS-WAND/BASKET VOLTAGE DIAGNOSTICS	1
	303524	HARNESS-ADC REAR CYL VOLTAGE DIAGNOSTICS	1
	303525	HARNESS-AHC REAR CYL VOLTAGE DIAGNOSTICS	1
	303526	HARNESS-VAVLE COIL TO POWER PACK	1
	303527	BATTERY-5V/12V OUTPUT POWER PACK	1
	303528	MANUAL -ADC/AHC DIAGONSTIC REFERENCE GUIDE	1
	303529	CASE-MILWAUKEE SMALL PACK OUT	1
	303696	HARNESS-VALVE COIL TO POWER PACK 12V	1
	303697	TESTER-POTENTIOMETER VOLTAGE TESTER (HEADSIGHT)	1
3	64320	WRENCH-TRANTORQUE	1
4	72417	WRENCH-BOX END	1
5	72418	WRENCH-OPEN END	1
6	59107	WLDMT-SOCKET 2.25 (1.75 BORE TT)	1
	59108	WLDMT-SOCKET 2.50 (2.00 BORE TT)	
	64820	WLDMT-SOCKET 2.75 (2.25 BORE TT)	






# DECALS

1 303272 QTY 2



6 303513 QTY 1




2 9971011 QTY 4



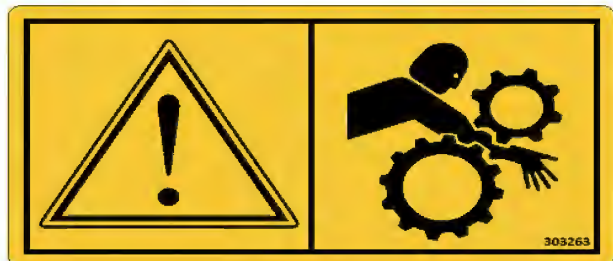
7 9971015 QTY 2



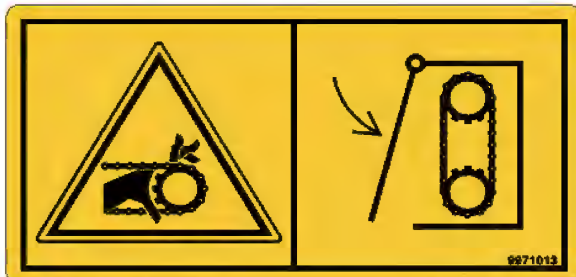
3 9971021 QTY 1



8 303263 QTY 2



4 9971013 QTY 3



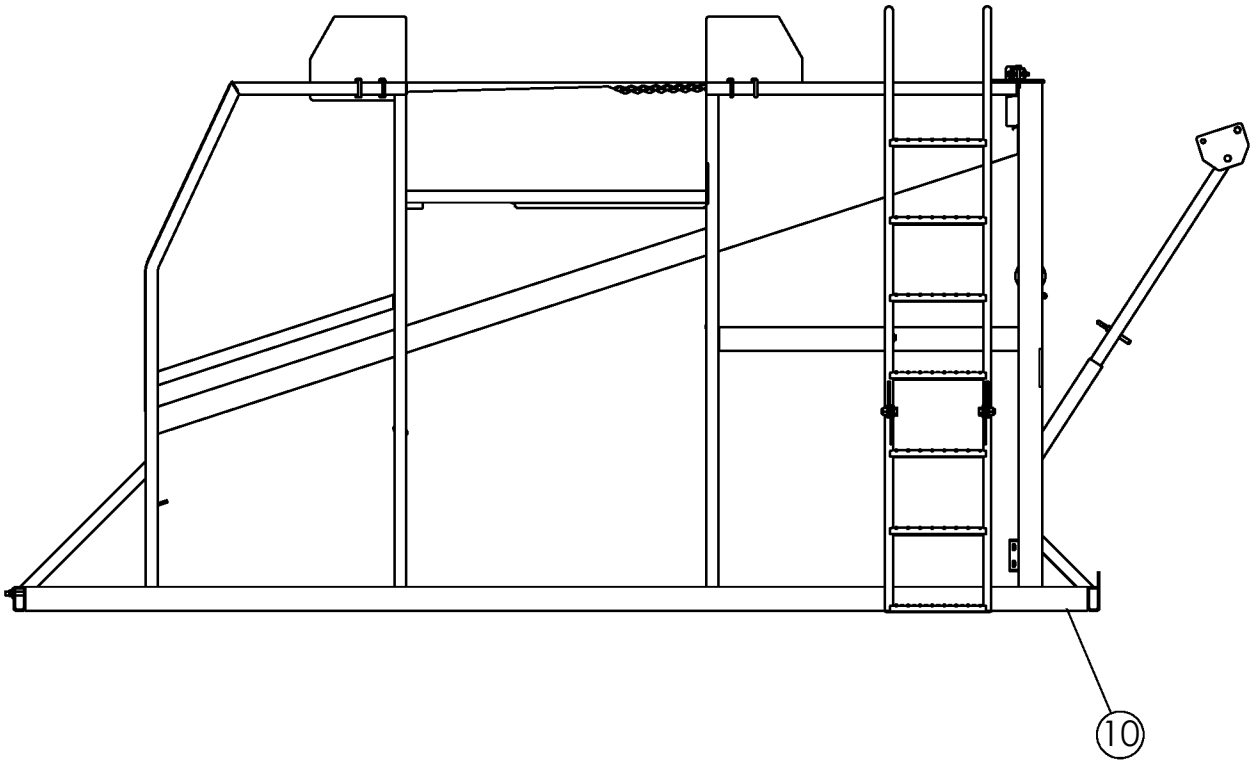
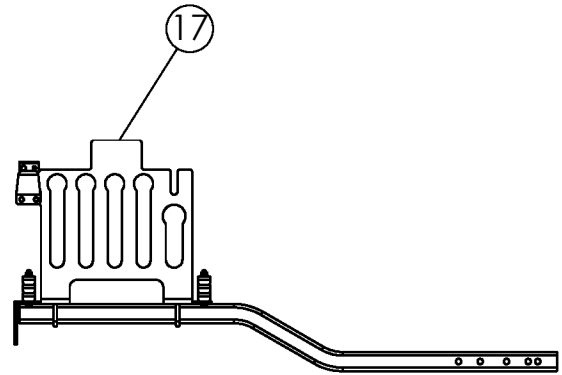
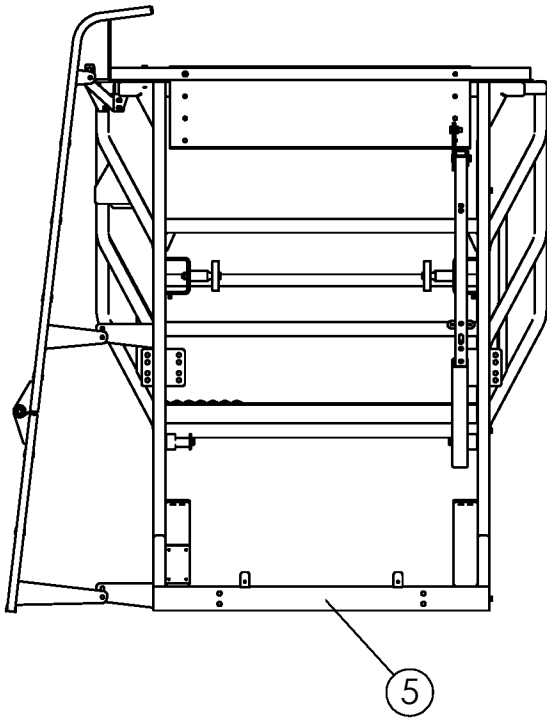
9 303268 QTY 5



5 9971025 QTY 1



CONTINUED




# DECALS (CONTINUED)

10 303277 QTY 1



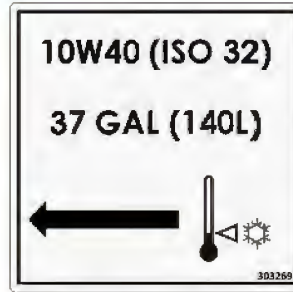
15 997867 QTY 2



11 9971015 QTY 1



16 303269 QTY 2



12 997861 QTY 1



17 303849 QTY 1


Hose Color Chart - 2300/2500		
Black	Hitch	or Fasse Valve
Blue	Row Finder Constant	
Yellow	Row Finder Override	
Green	Elevator	
Orange	Active Depth Control * or	Rear Lift
Red	Rear Steering	
Blue/ Yellow	Left Rear Steer	or Left Rear Lift
Red/ Green	Right Rear Steer	or Right Rear Lift
Green/ Yellow	Wheel or Scrub Drive	
Yellow/ Red	ADC and Row Finder Constant *	

\*Case Drain Line Must Be Used When Using the ADC Valve  
\*Load Sense Line Must Be Used When Using Power Beyond

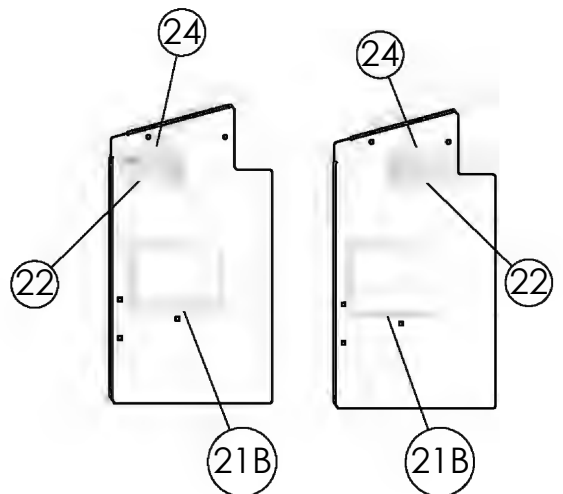
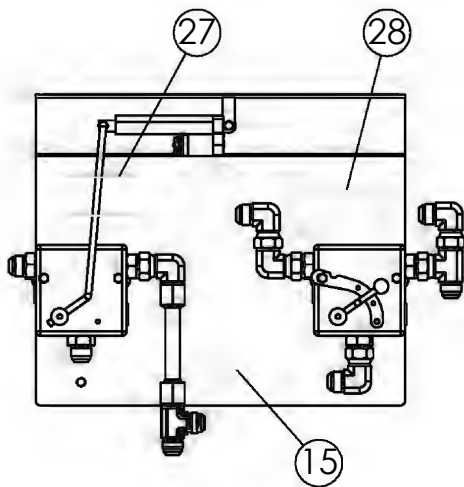
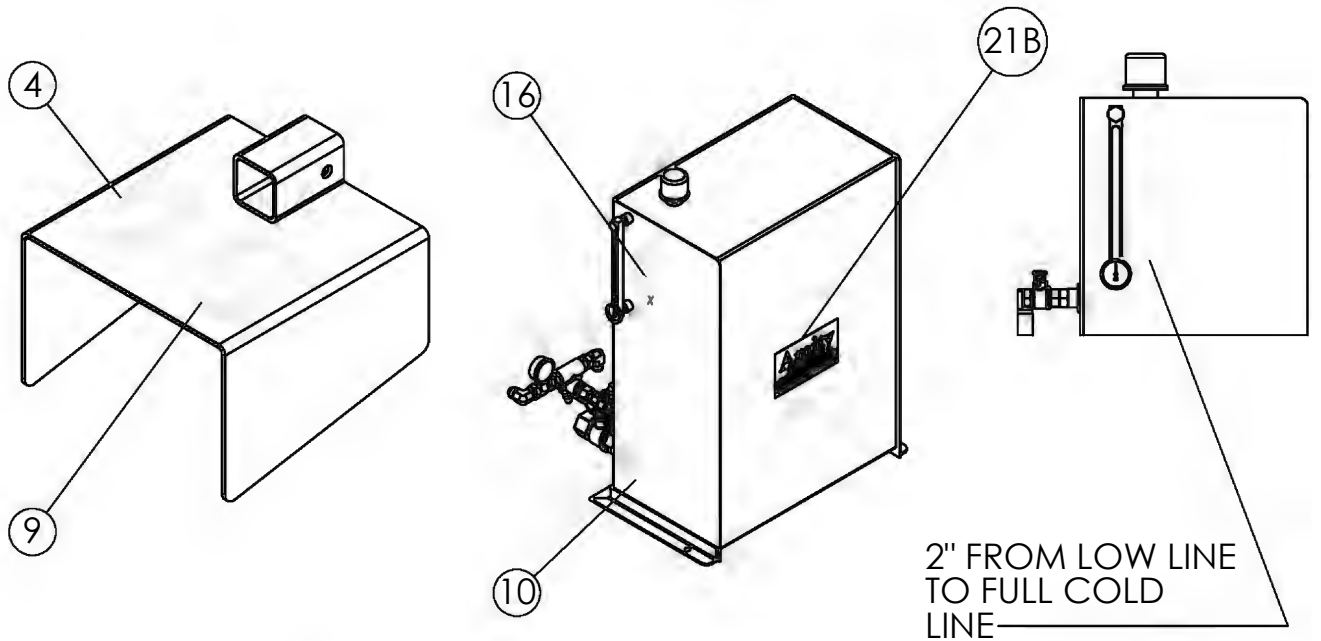
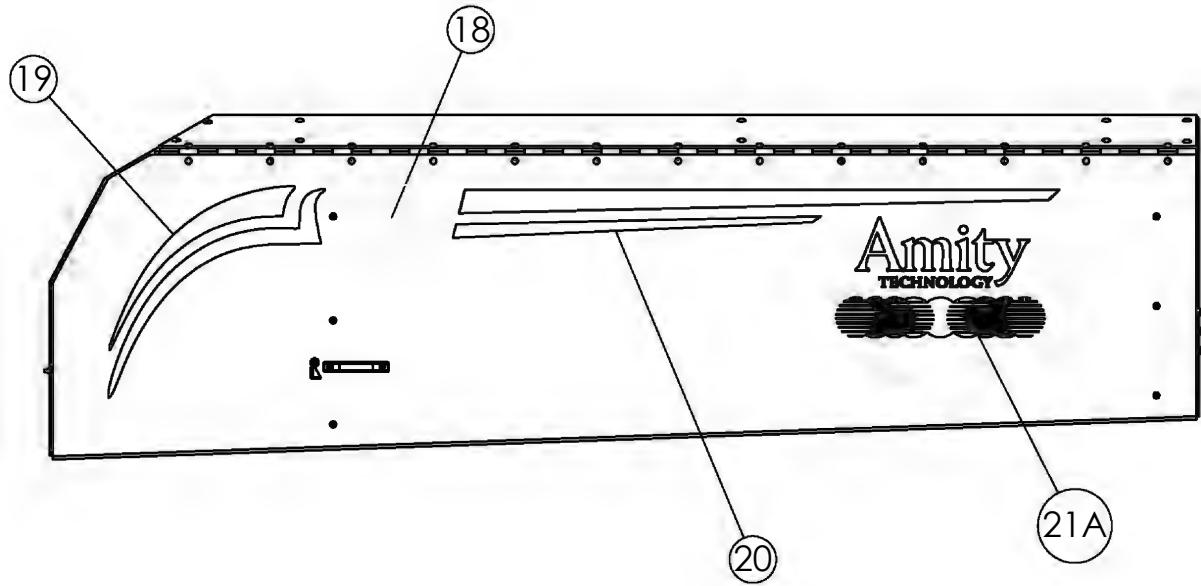
13 303265 QTY 2



14 997859 QTY 1



CONTINUED





# DECALS (CONTINUED)

18 69292 2500 QTY 1  
 69291 2400  
 69290 2300

**2400**

21A 69399 QTY 2 LARGE LOGO  
 21B 63465 QTY 5 SMALL LOGO

Amity  
 TECHNOLOGY



19 69294 LH QTY 1  
 69297 RH QTY 1 NOT SHOWN



22 65330 QTY 2



23 65331 QTY 4



24 65332 QTY 2



20 69295 LH QTY 1 69298 RH NOT SHOWN QTY 1



25 62873 QTY 1

**Cleaning Bed Speed and Spring Adjustment**

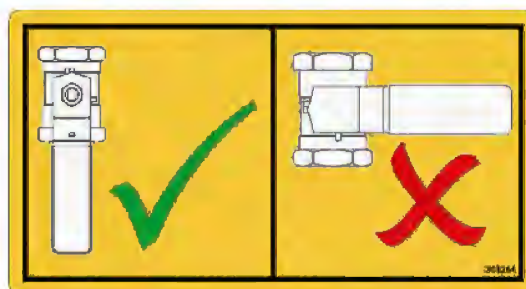
Spring Compression Adjustment				
B	13.50 In	34 cm		
C	8.50 In	22 cm		

Sheave A	Outside Diameter	Grabroll RPM	P/N (6R)	P/N (8R)
6.8"	7.15 In 182 mm	606	56647	57681
6.2	6.55 In 166 mm	552	56646	57680
5.6"	5.95 In 151 mm	500	53668	57679

\* Available from your authorized WIC dealer

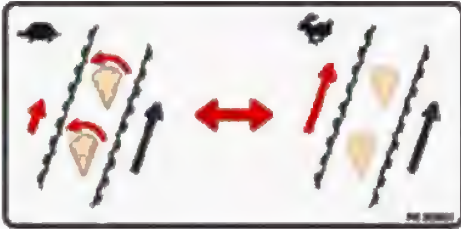
62873

26 303264 QTY 1

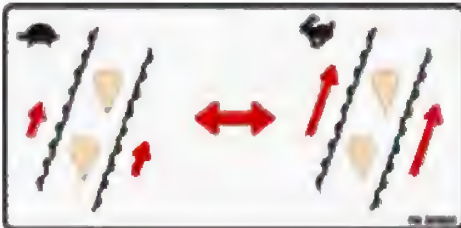


# DECALS (CONTINUED)


27 303850 QTY 1



28 303851 QTY 1



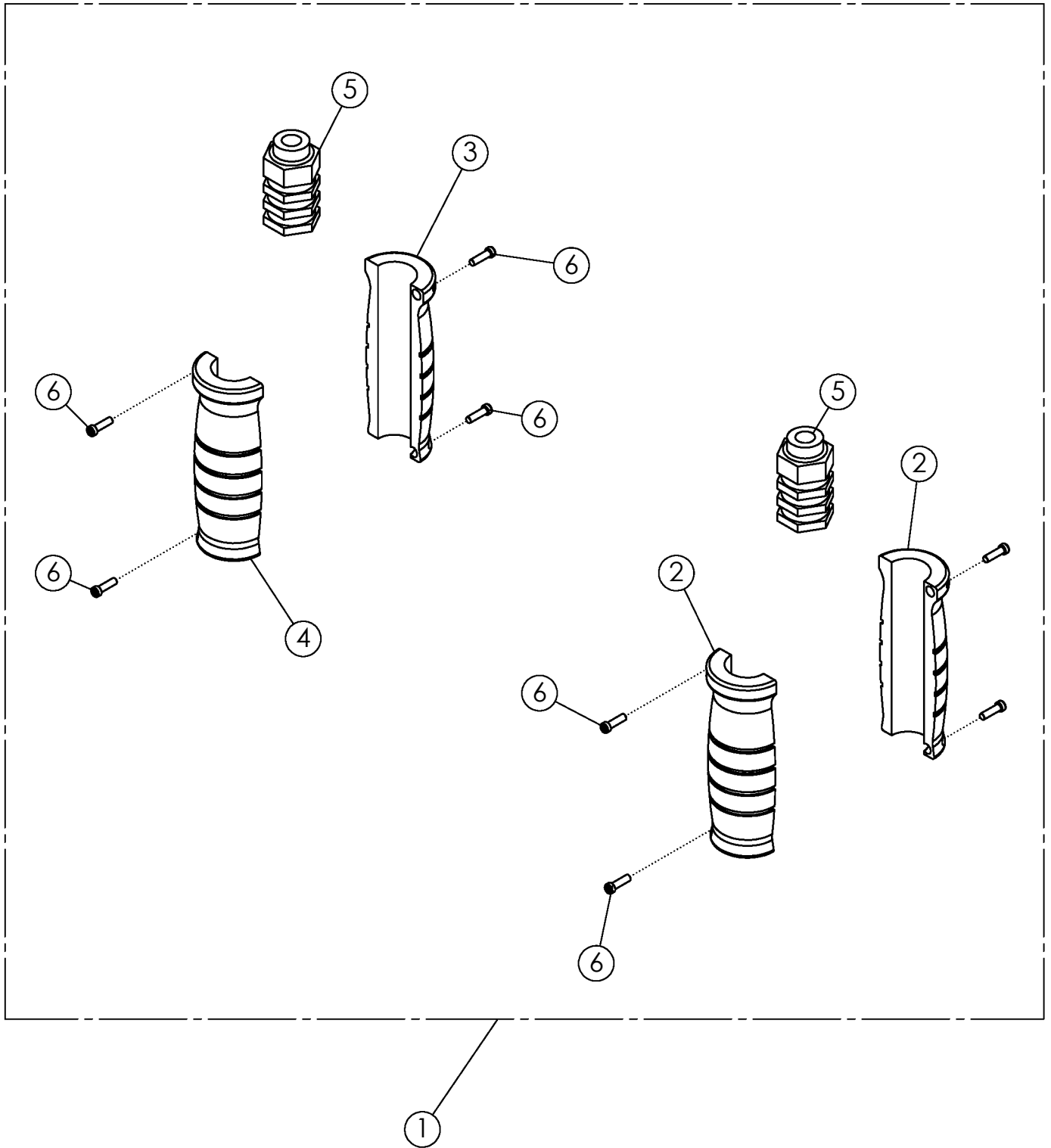
29 303804 QTY 1



30 303769 QTY 1



INTENTIONALLY LEFT BLANK





## HYDRAULIC LABEL ASSY

ITEM	PART NO.	DESCRIPTION	QTY
1	301920*	HYD LABEL: .50 ORANGE/GRAY SET	1
	301902*	HYD LABEL: .50 BLUE/GRAY SET	
	301917*	HYD LABEL: .50 YELLOW/GRAY SET	
	301914*	HYD LABEL: .50 GREEN/GRAY SET	
	301911*	HYD LABEL: .50 BLACK/GRAY SET	
	301908*	HYD LABEL: .50 RED/GRAY SET	
	302230*	HYD LABEL: .50 RED/GREEN SET	
	302226*	HYD LABEL: .50 BLACK/ORANGE SET	
	302227*	HYD LABEL: .50 BLUE/YELLOW SET	
	301923*	HYD LABEL: .75 GREEN/GRAY SET	
	301928*	HYD LABEL: .75 YELLOW/GRAY SET	
2	301915	HYD LABEL: .50 GREEN HALF EXTEND	2
	301903	HYD LABEL: .50 BLUE HALF EXTEND	
	301909	HYD LABEL: .50 RED HALF EXTEND	
	301918	HYD LABEL: .50 YELLOW HALF EXTEND	
	301921	HYD LABEL: .50 ORANGE HALF EXTEND	
	301912	HYD LABEL: .50 BLACK HALF EXTEND	
	301921	HYD LABEL: .50 ORANGE HALF EXTEND	
	301925	HYD LABEL: .75 GREEN HALF EXTEND	
	301929	HYD LABEL: .75 YELLOW HALF EXTEND	
	302304	HYD LABEL: .75 RED HALF EXTEND	
3	301916	HYD LABEL: .50 GREEN HALF RETRACT	1
	301904	HYD LABEL: .50 BLUE HALF RETRACT	
	301910	HYD LABEL: .50 RED HALF RETRACT	
	301919	HYD LABEL: .50 YELLOW HALF RETRACT	
	301922	HYD LABEL: .50 ORANGE HALF RETRACT	
	301913	HYD LABEL: .50 BLACK HALF RETRACT	
	301922	HYD LABEL: .50 ORANGE HALF RETRACT	
	301926	HYD LABEL: .75 GREEN HALF RETRACT	
	301930	HYD LABEL: .75 YELLOW HALF RETRACT	
	302305	HYD LABEL: .75 RED HALF RETRACT	
4	301905	HYD LABEL: .50 GRAY HALF RETRACT	1
	301927	HYD LABEL: .75 GRAY HALF RETRACT	
5	301906	HYD LABEL: .50 CORE M & F O-RING	2
	301924	HYD LABEL: .75 CORE M & F O-RING	
6	301907	HYD LABEL: SET SCREW	8

\* COMES WITH ITEMS 2 THRU 6