

PARTS MANUAL

2024

2720 HARVESTER WHEEL

12 ROW 22

8 ROW 30

Amity
TECHNOLOGY



2800 7th Avenue North
Fargo, ND 58102

Phone: (701) 232-4199

Fax: (701) 234-1716

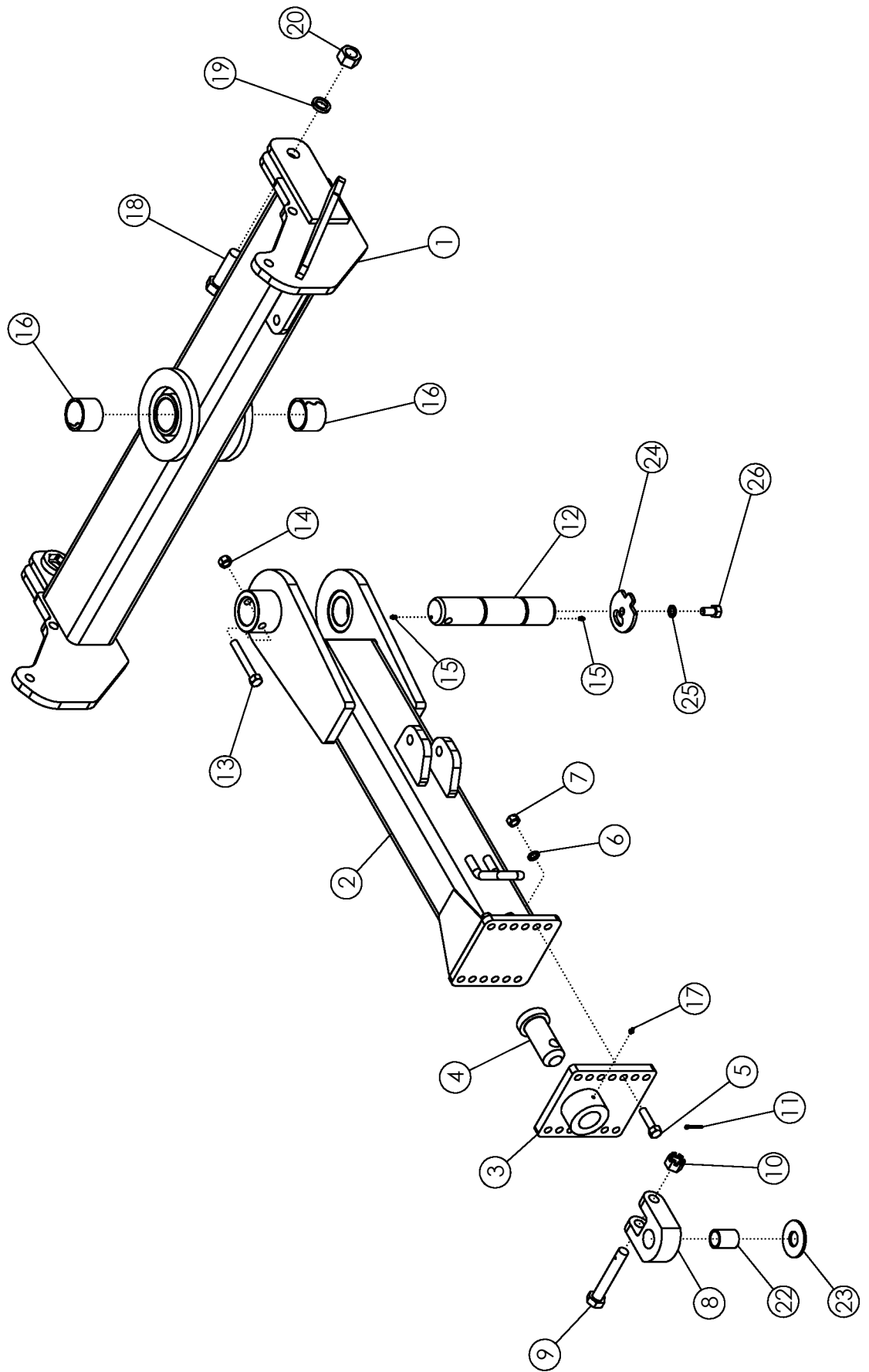
www.amitytech.com

TABLE OF CONTENTS

HITCH ASSEMBLY.....	1-4
LIFTER STRUT.....	5-12
HYDRAULIC ROW FINDER.....	13-16
GUARDS & SHIELDS.....	17-28
APRON SHAFT.....	29-34
PADDLE SHAFT.....	35-38
CLEANING ROLLS.....	39-42
CLEANING ROLL MOUNTING PACKAGE.....	43-46
MAIN DRIVE.....	47-48
MAIN DRIVE-SIDE COMPONENTS.....	49-50
CLEANING ROLL DRIVE.....	51-54
JUMP CHAIN.....	55-56
WHEEL JUMP CHAIN DRIVE.....	57-58
TANK ASSEMBLY.....	59-60
ELEVATOR ASSEMBLY.....	61-62
ELEVATOR BOOM.....	63-66
WHEEL ASSEMBLY.....	67-68
WHEEL CONVEYOR.....	69-72
WHEEL DRIVE.....	73-74
FRAME EXTENSION.....	75-78
REAR WHEEL FRAME ASSEMBLY.....	79-80
AXLE COMPONENTS.....	81-84
AXLE- TRACK FITUP.....	85-86
STEERABLE STRUT ASSEMBLY.....	87-88
STEERING INDICATOR ASSEMBLY.....	89-90
SPINDLE & HUB ASSEMBLY.....	91-92
LIGHT KIT.....	93-94
ACTIVE DEPTH CONTROL (ADC) ELECTRONICS.....	95-96
ADC ELECTRICAL SCHEMATIC.....	97-98
KT-JOYSTICK WITH MOUNT #303448.....	99-100
ADC WANDS.....	101-102
ADC HYDRAULIC COMPONENTS.....	103-104
ADC HYDRAULIC COMMON.....	105-106
ADC HYDRAULICS.....	107-108
VALVE-ADC 3 BANK #302261.....	109-110
KIT-JD TOUCHSET 2700 STEERING.....	111-112
AXLE HYDRAULICS.....	113-114
STEERABLE STRUT HYDRAULICS.....	115-116
HITCH & ROW FINDER HYDRAULICS.....	117-122
4-BANK VALVE.....	123-124
3-BANK VALVE.....	125-126
VALVE GROUP.....	127-128
TANK HYDRAULICS.....	129-130
WHEEL HYDRAULICS.....	131-132

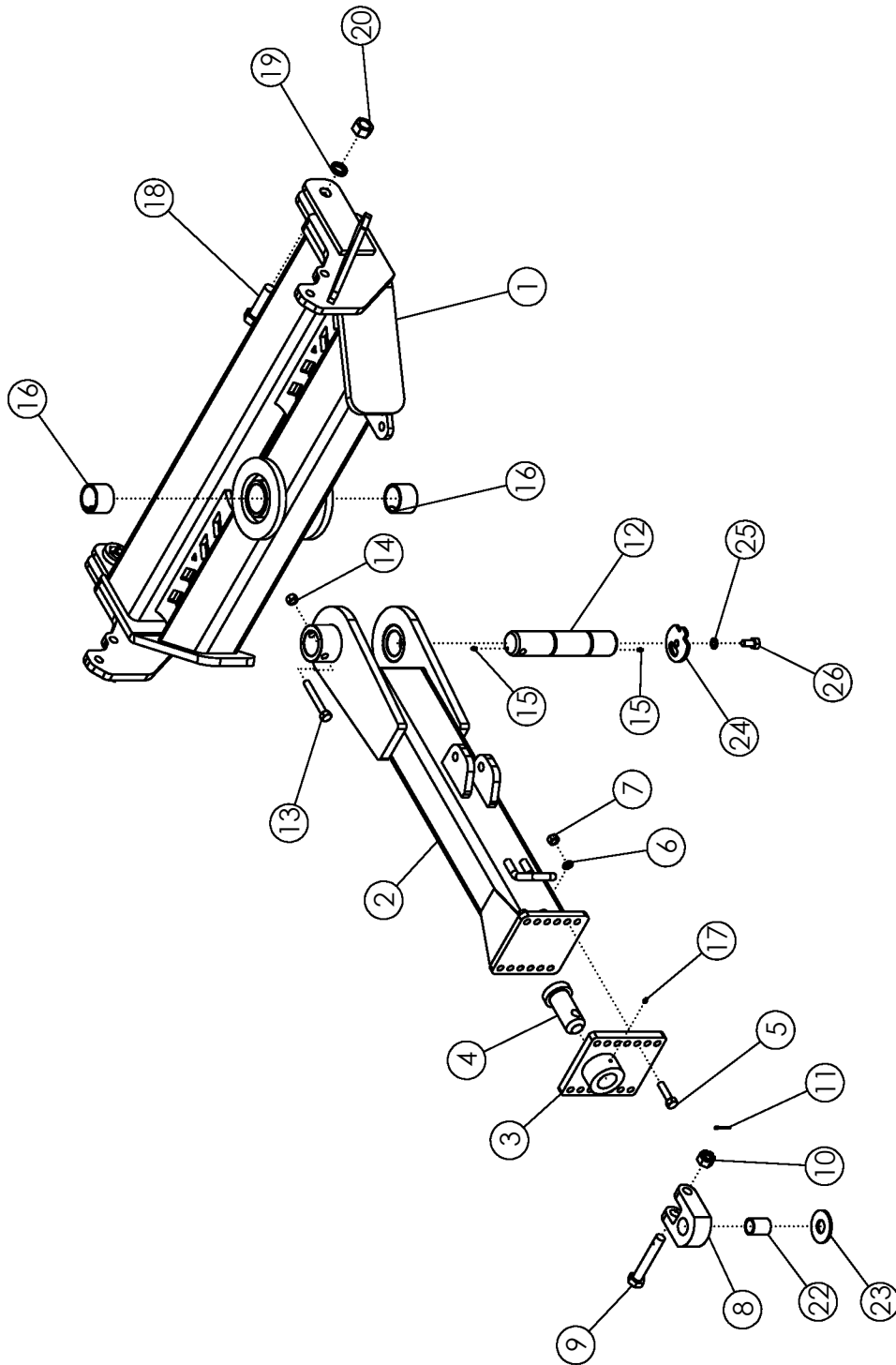
TABLE OF CONTENTS CONTINUED

HYDRAULIC TANK.....	133-134
CYLINDER STOP KIT #51497 (OPTIONAL).....	135-136
HARVESTER STAND (OPTIONAL).....	137-138
PTO DRIVELINE 1.75" – 20 SPLINE #301558.....	139-140
GEARBOX (1.82:1) #300142 4-WAY.....	141-142
SELECTOR VALVE #58470.....	143-144
ROW FINDER VALVE #301150.....	145-146
SPROCKET #54824.....	147-148
BELT TIGHTENER #72749.....	147-148
BELT TIGHTENER #72058 & #72753.....	149-150
SLIP CLUTCH/SPROCKET #72030.....	151-152
SLIP CLUTCH/SPROCKET #58335.....	151-152
SLIP CLUTCH/SPROCKET #57993.....	151-152
IDLER PULLEY #56406.....	153-154
SPROCKET IDLER #56851.....	153-154
REVERSE PULLEY #301821.....	155-156
ROLLER.....	157-158
BELT LAP JOINT.....	159
3 BELT LAP JOINT.....	160
TOOLS.....	161-162
DECALS.....	163-168
HYDRAULIC LABEL ASSY.....	169-170



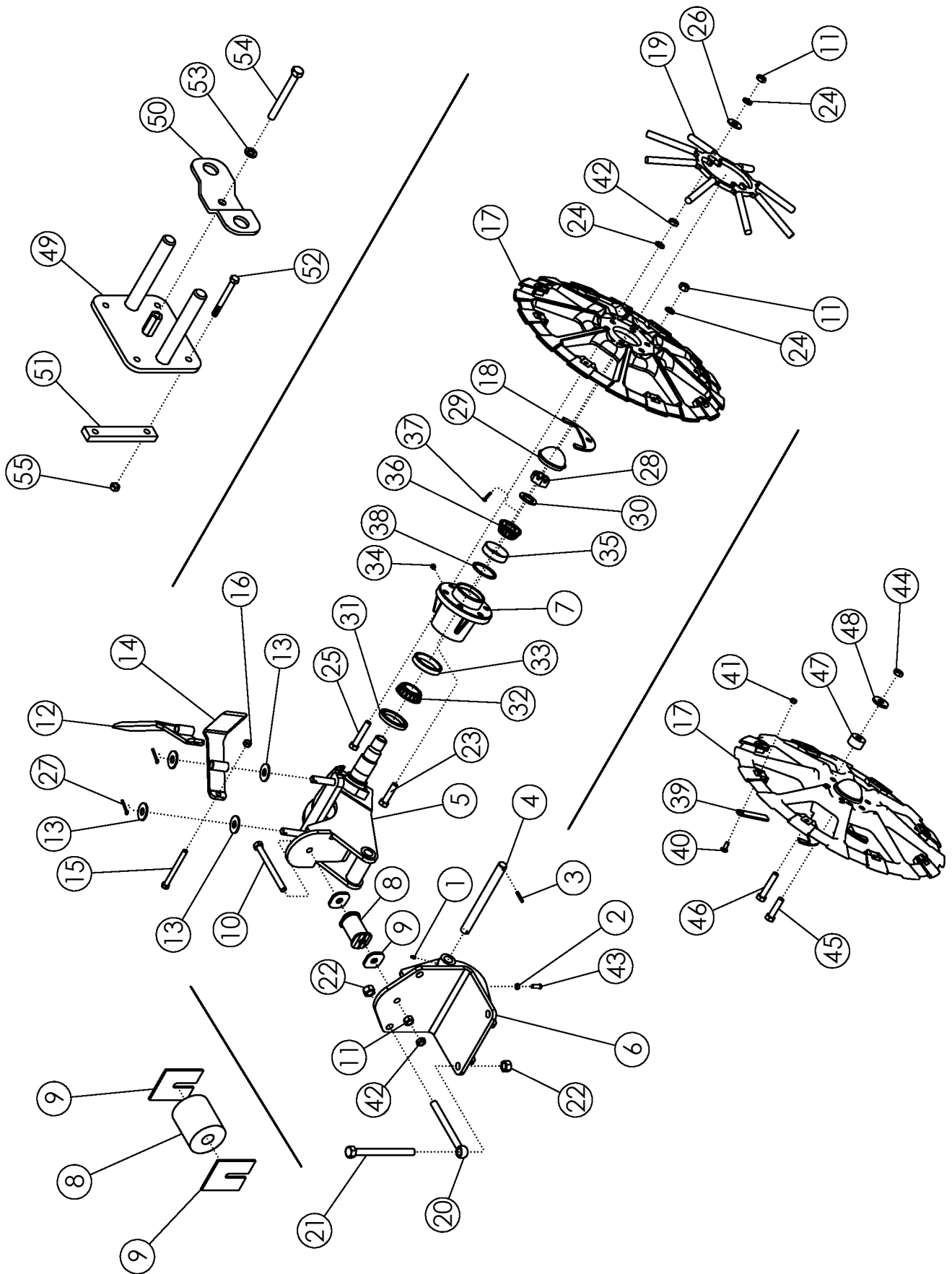
HITCH ASSEMBLY

ITEM	PART NO.	DESCRIPTION	QTY
1	301656	WLDMT - HITCH PIVOT 12R EXTENDED 10"	1
2	301582	WLDMT - DRAWPOLE EXTENDED	1
3	57930	WLDMT-HITCH PLATE	1
4	62101	WLDMT-PIN	1
5	1012059	BOLT-HEX: .75 X 3.00 NC GR5 ZP	6
6	1012061	WASHER-LOCK: .75 ZP	6
7	1011620	NUT-HEX: .75 NC	6
8	64476	PLATE-PULL HITCH (2.065")	1
9	62477	BOLT-HITCH DRILLED	1
10	62088	NUT-SLOTTED: 1.13 NC GR5 ZP	1
11	1013473	PIN-COTTER: .19 X 2.00 NP	1
12	301590	PIN-HITCH PIVOT	1
13	69911	BOLT-HEX: .75 X 5.5 NC GR5 ZP	1
14	1017000	NUT-TOPLOCK: .75 NC GR5 ZP	1
15	1030883	ZERK-GREASE: .3125 UNF STRAIGHT	2
16	301591	SPRING BUSHING 3.50 X 3.00 X 2.50	2
17	1011748	ZERK - GREASE: .25 UNF STRAIGHT	1
18	72021	BOLT-HEX: 1.38 X 4.50 NC GR5 ZP	2
19	1030760	WASHER-LOCK: 1.38 ZP	2
20	1030758	NUT-HEX: 1.38 NC ZP	2
21	69256	CHAIN-SAFETY 41000# (NOT SHOWN)	1
22	64614	TUBE-SPACER 2.0 X 1.63	1
23	58925	WASHER-HARDENED 4.000 X 1.63	1
	68645	WASHER-FLAT: 2.00 ZP GR8	
24	303568	PLATE-HITCH PIN RETAINER	1
25	1012061	WASHER-LOCK: .75 ZP	1
26	58367	BOLT-HEX: .75 X 1.50 NC GR5 ZP	1



XL HITCH ASSEMBLY

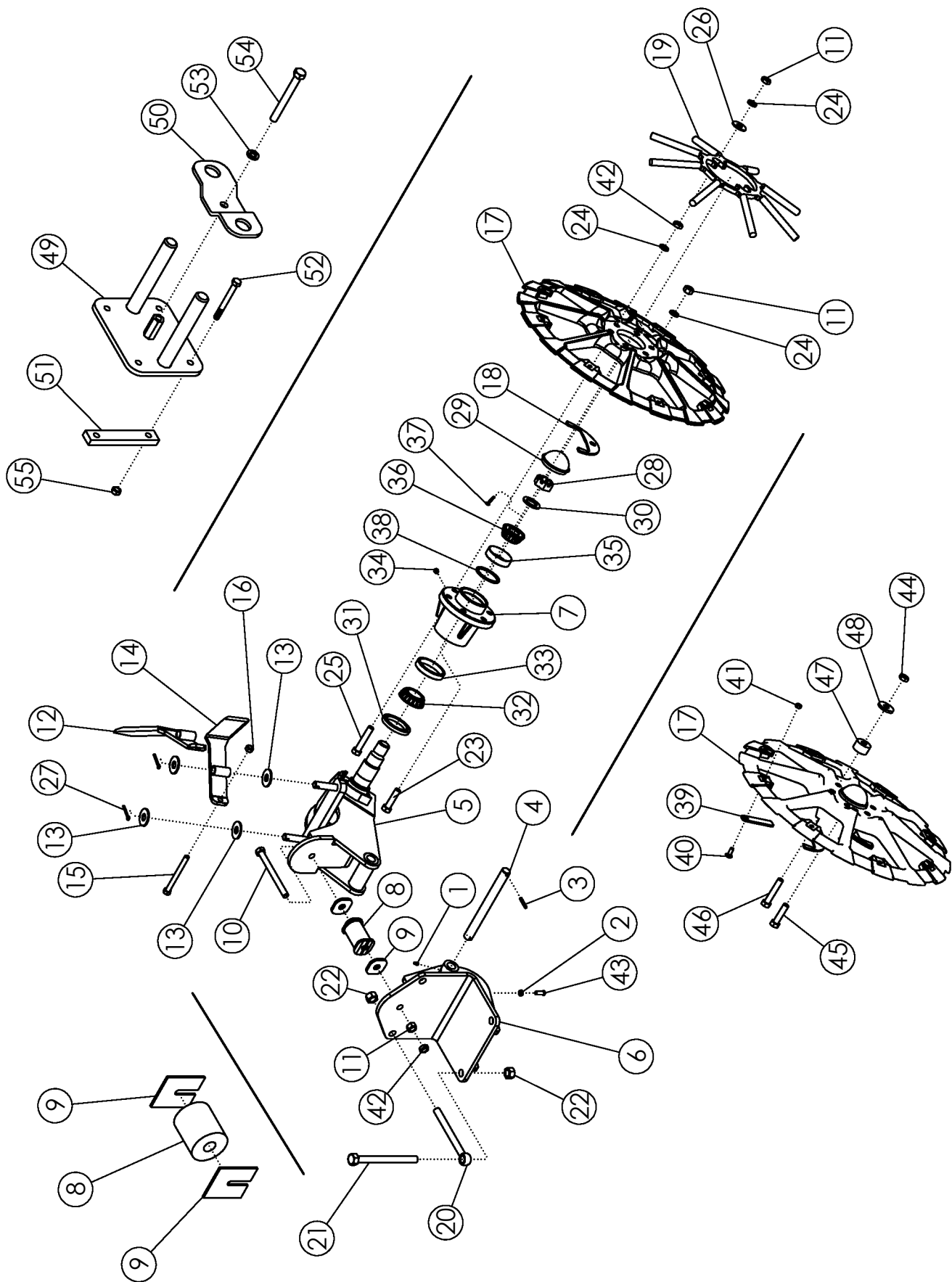
ITEM	PART NO.	DESCRIPTION	QTY
1	301589	WLDMT - HITCH PIVOT 12R EXTENDED	1
2	301582	WLDMT - DRAWPOLE EXTENDED	1
3	57930	WLDMT-HITCH PLATE	1
4	62101	WLDMT-PIN	1
5	1012059	BOLT-HEX: .75 X 3.00 NC GR5 ZP	6
6	1012061	WASHER-LOCK: .75 ZP	6
7	1011620	NUT-HEX: .75 NC	6
8	64476	PLATE-PULL HITCH	1
9	62477	BOLT-HITCH DRILLED	1
10	62088	NUT-SLOTTED: 1.13 NC GR5 ZP	1
11	1013473	PIN-COTTER: .19 X 2.00 NP	1
12	301590	PIN-HITCH PIVOT	1
13	69911	BOLT-HEX: .75 X 5.5 NC GR5 ZP	1
14	1017000	NUT-TOPLOCK: .75 NC GR5 ZP	1
15	1030883	ZERK-GREASE: .3125 UNF STRAIGHT	2
16	301591	SPRING BUSHING 3.50 X 3.00 X 2.50	2
17	1011748	ZERK - GREASE: .25 UNF STRAIGHT	1
18	72021	BOLT-HEX: 1.38 X 4.50 NC GR5 ZP	2
19	1030760	WASHER-LOCK: 1.38 ZP	2
20	1030758	NUT-HEX: 1.38 NC ZP	2
21	69256	CHAIN-SAFETY 41000# (NOT SHOWN)	1
22	64614	TUBE-SPACER 2.0 X 1.63	1
23	58925	WASHER-HARDENED 4.00 X 1.625	1
	68645	WASHER-FLAT: SPCL 2.125 X 4.50 X .184	
24	303568	PLATE-HITCH PIN RETAINER	1
25	1012061	WASHER-LOCK: .75 ZP	1
26	58367	BOLT-HEX: .75 X 1.50 NC GR5 ZP	1



LIFTER STRUT

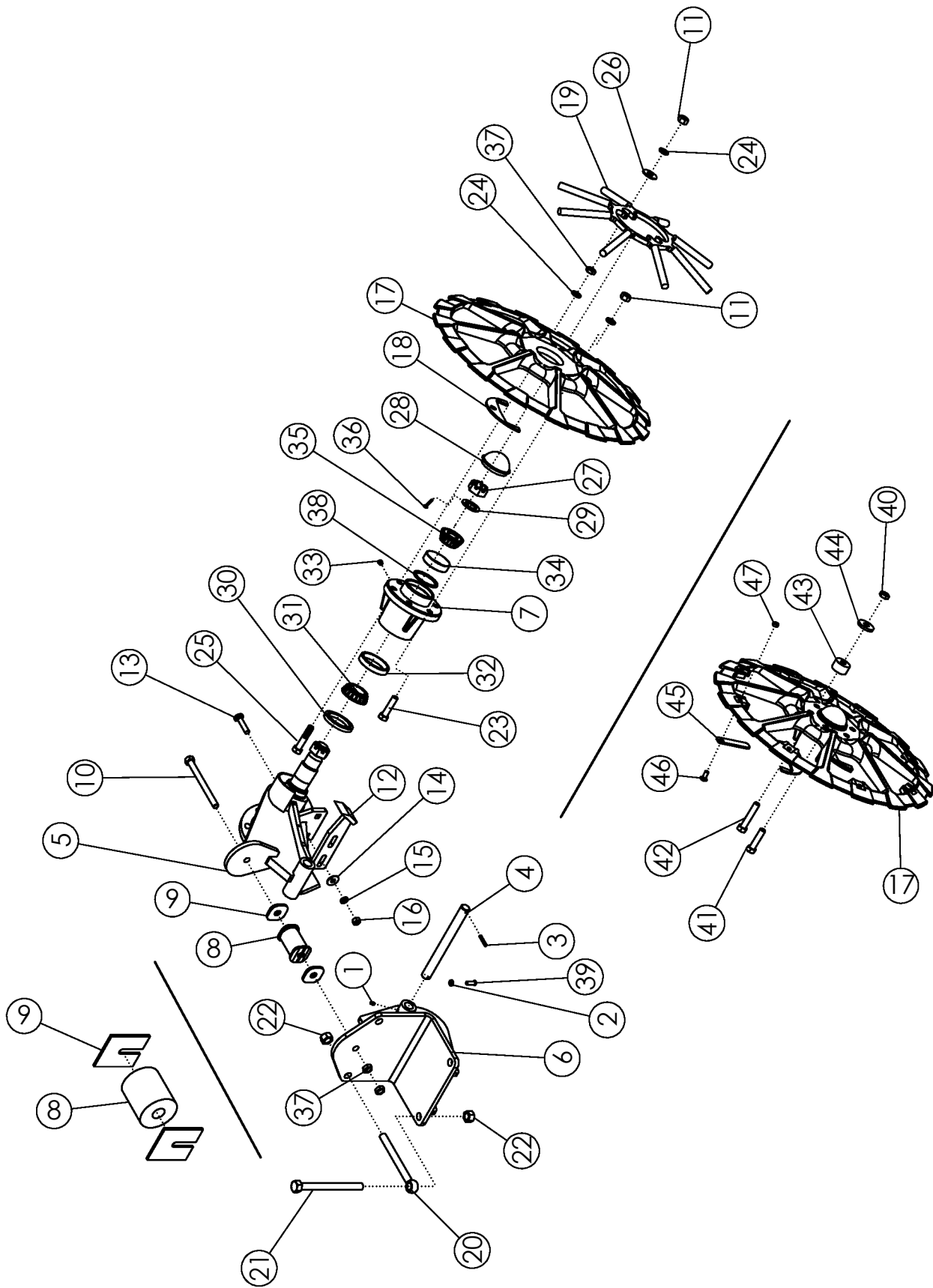
ITEM	PART NO.	DESCRIPTION	QTY
1	1011748	ZERK - GREASE: .25 UNF	2
2	1013519	NUT-JAM: .38 NC GR2 ZP	2
3	59398	PIN-ROLL: .25 X 1.50 ZP	2
4	69907	SHAFT-STRUT	1
5	50142	WLDMT-STRUT SPINDLE ASSY	1
6	50146	WLDMT-STRUT BRACKET	1
7	63655	HUB-MACHINED	2
8	50134	WLDMT-SPACER ZP	1
	51542	BUMPER-RUBBER	1
9	50137	WASHER SQUARE ZP	2
	50139	PLATE-LIFTER STRUT SPACER ZP	4
10	1030761	BOLT-HEX: .63 X 7.00 NC GR 8 ZP	1
11	1011578	NUT-HEX: .63 NC GR5 ZP	13
12	50715	WLDMT-SCRAPER RH	1
13	1030702	WASHER-FLAT: .75 ZP	4
14	50716	WLDMT-SCRAPER LH	1
15	1011669	BOLT-HEX: .50 X 6.00 NC GR5 ZP	1
16	1027461	NUT-TOPLOCK: .50 NC GR5 ZP	1
17	69855	LIFTER WHEEL-MACH (FILLER)	2
	300734	LIFTER WHEEL HARD PAINTED	
18	50747	PLATE-LIFTER WHEEL SPACER ZP (OPTIONAL)	AR
19	63880	WLDMT-WHEEL FILLER (OPTIONAL)	2
20	64135	BOLT-EYE: .75 X 8.00 ZP	2
21	64136	BOLT-HEX: .75 X 8.50 NC GR5 ZP	2
22	1017000	NUT-TOPLOCK: .75 NC GR5 ZP	4
23	1024447	BOLT-HEX: .63 X 2.75 NC GR5 ZP	8
24	1011813	WASHER-LOCK: .63 ZP	16
25	65825	BOLT-HEX: .63 X 3.25 NC GR5 ZP	4
26	1013024	WASHER-FLAT: .63 ZP	4
27	1013473	PIN-COTTER: .19 X 2.00 NP	2
28	1016367	NUT-SPINDLE: 1.38 NF NP	2
29	63624	HUB CAP ROUNDED ZP	2
30	1030765	BUSHING-MACHINED: 1.38 NR 10 GA	2
31	53632	SEAL	2
32	53634	CONE-BEARING INNER	2
33	53636	CUP-BEARING INNER	2
34	1030766	ZERK - GREASE .13 NPT STRAIGHT	2
35	53635	CUP-BEARING OUTER	2
36	53633	CONE-BEARING OUTER	2
37	64012	PIN-COTTER: .19 X 3.00 NP	2

CONTINUE



LIFTER STRUT (CONTINUED)

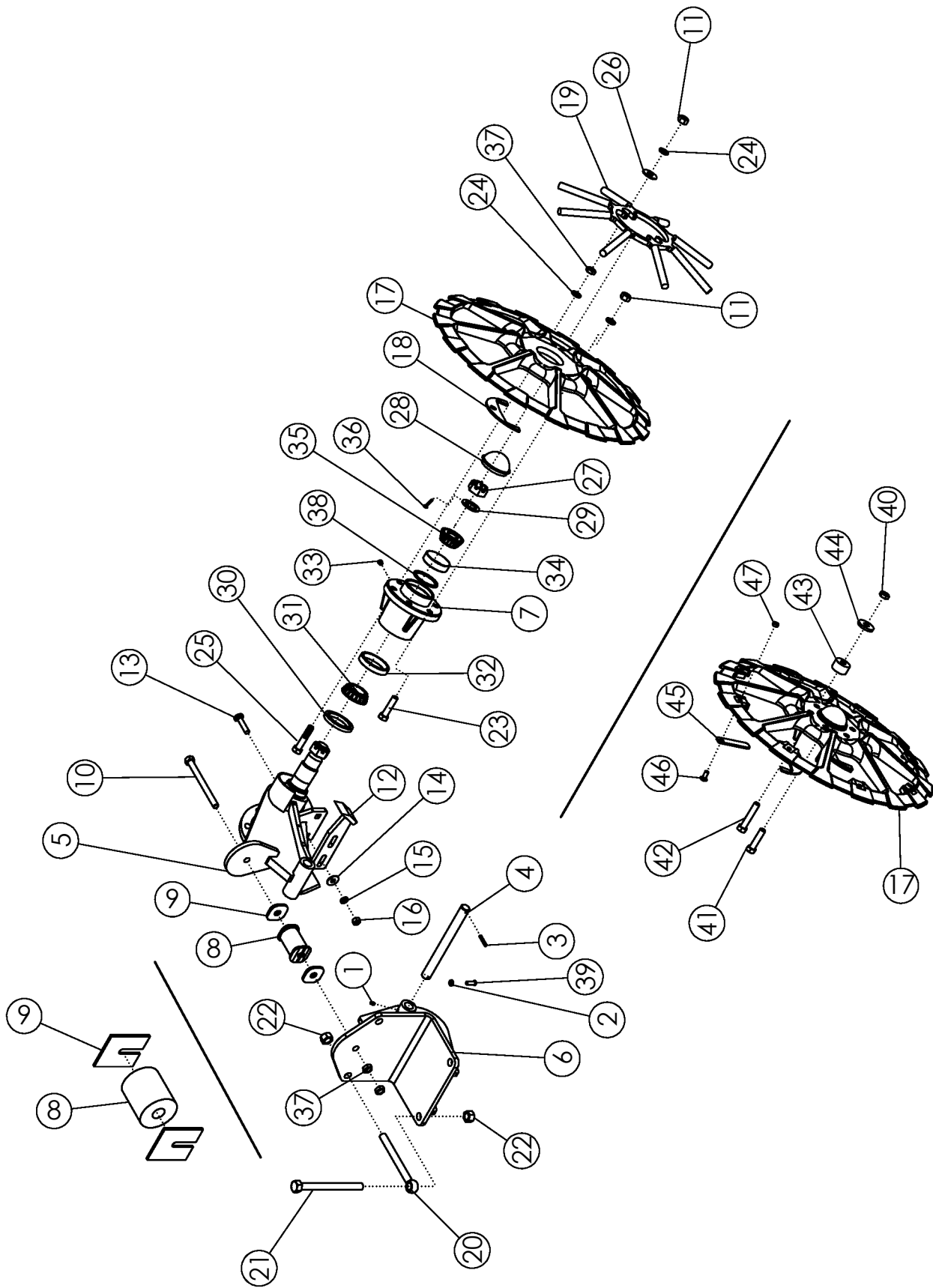
ITEM	PART NO.	DESCRIPTION	QTY	
38	64674	RACE-SPACER (.120)	AR	
39	300097	PLATE-LIFTER WHEEL FILLER	16	
40	59488	BOLT-CRG: .38 X 1.00 NC GR5 ZP	16	
41	303731	NUT-FLANGE TOPLOCK .38 NC YZP	16	
42	1026259	NUT-JAM: .63 NC GR2 ZP	5	
43	50813	SCREW-SET: SQ HD .38 X 1.00 ZP	2	
OPTIONAL URETHANE BUSHING				
44	1016595	NUT-TOPLOCK: .63 GR5 ZP	12	
45	59093	BOLT-HEX: .63 X 3.75 NC GR5 ZP	8	
46	1013935	BOLT-HEX: .63 X 4.50 NC GR5 ZP	4	
47	51705	BUSHING	12	
	301975	BUSHING-URETHANE .67"		
48	301324	WASHER-CUSTOM: .668 ID X 1.875 OD X .235 TH	12	
OPTIONAL WHEEL FILLER BRACKET			6-8ROW	12 ROW
49	64658	WLDMT-WHEEL FILLER BRACKET	2	3
50	64659	PLATE-RETAINER	2	3
51	63372	BAR-BACKING	4	6
52	58176	BOLT-HEX: .38 X 3.50 NC GR5 ZP	8	12
53	1011581	WASHER-LOCK: .50 ZP	2	3
54	1011618	BOLT-HEX: .50 X 5.00 NC GR5 ZP	2	3
55	1016999	NUT-TOPLOCK: .38 NC GR5 ZP	8	12



LIFTER STRUT - BOTTOM SCRAPER OPTION

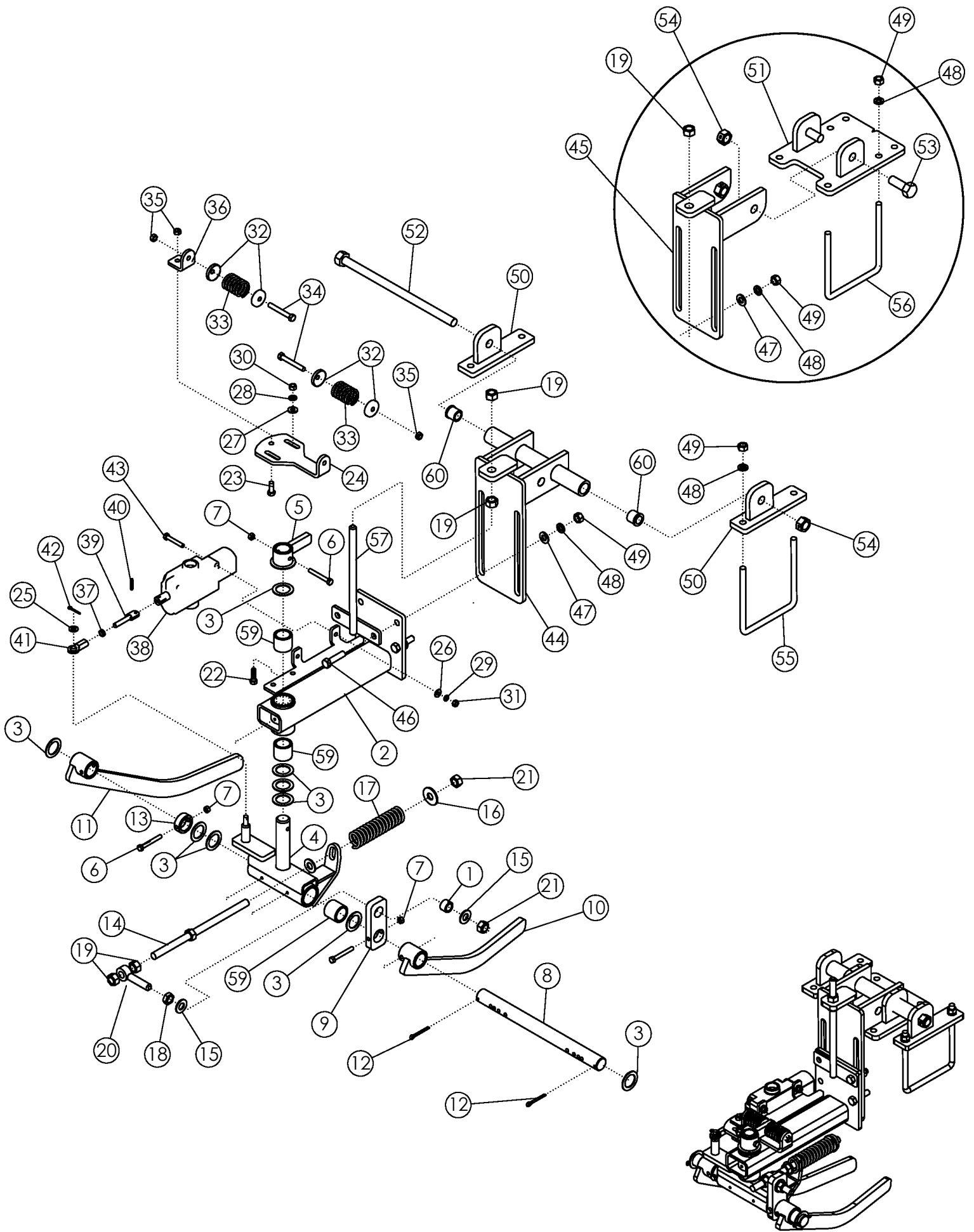
ITEM	PART NO.	DESCRIPTION	QTY
1	1011748	ZERK - GREASE: .25 UNF	2
2	1013519	NUT-JAM: .38 NC GR2 ZP	2
3	59398	PIN-ROLL: .25 X 1.50 ZP	2
4	69907	SHAFT-STRUT	1
5	68095	WLDMT-SP LIFTER STRUT STD	1
6	50146	WLDMT-STRUT BRACKET	1
7	63655	HUB-MACHINED	2
8	50134	WLDMT-SPACER ZP	1
	51542	BUMPER-RUBBER	1
9	50137	WASHER SQUARE ZP	2
	50139	PLATE-LIFTER STRUT SPACER ZP	2
10	1030761	BOLT-HEX: .63 X 7.00 NC GR 8 ZP	1
11	1011578	NUT-HEX: .63 NC GR5 ZP	13
12	64369	WLDMT-SCRAPER	2
13	64685	BOLT-CRG: .50 X 2.25 NC GR5 ZP	2
14	1014443	WASHER-FLAT: .50 ZP	2
15	1011581	WASHER-LOCK: .50 ZP	2
16	1011577	NUT-HEX: .50 NC GR5 ZP	2
17	69855	LIFTER WHEEL-MACH (FILLER)	2
	300734	LIFTER WHEEL HARD PAINTED	
18	50747	PLATE-LIFTER WHEEL SPACER ZP	AR
19	63880	WLDMT-WHEEL FILLER (OPTIONAL)	2
20	64135	BOLT-EYE: .75 X 8.00 ZP	2
21	64136	BOLT-HEX: .75 X 8.50 NC GR5 ZP	2
22	1017000	NUT-TOPLOCK: .75 NC GR5 ZP	4
23	1024447	BOLT-HEX: .63 X 2.75 NC GR5 ZP	8
24	1011813	WASHER-LOCK: .63 ZP	16
25	65825	BOLT-HEX: .63 X 3.25 NC GR5 ZP	4
26	1013024	WASHER-FLAT: .63 ZP	4
27	1016367	NUT-SPINDLE: 1.38 NF NP	2
28	63624	HUB CAP ROUNDED ZP	2
29	1030765	BUSHING-MACHINED: 1.38 NR 10 GA	2
30	53632	SEAL	2
31	53634	CONE-BEARING INNER	2
32	53636	CUP-BEARING INNER	2
33	1030766	ZERK - GREASE .13 NPT STRAIGHT	2
34	53635	CUP-BEARING OUTER	2
35	53633	CONE-BEARING OUTER	2
36	64012	PIN-COTTER: .19 X 3.00 NP	2
37	1026259	NUT-JAM: .63 NC ZP	5
38	64674	RACE-SPACER (.120)	AR
39	50813	SCREW-SET: SQ HD .38 X 1.00 ZP	2

CONTINUED



LIFTER STRUT - BOTTOM SCRAPER (CONTINUED)

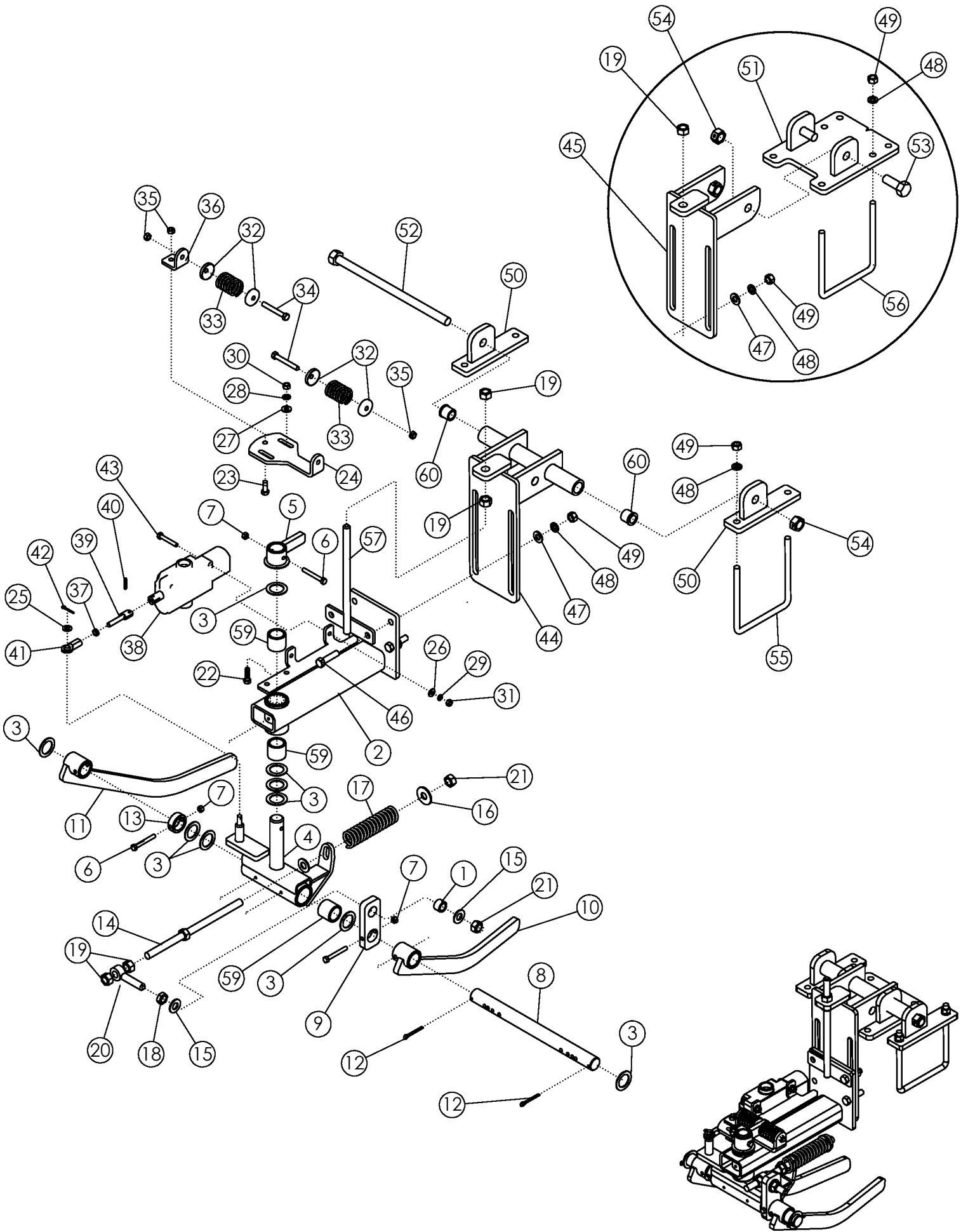
ITEM	PART NO.	DESCRIPTION	QTY
OPTIONAL URETHANE BUSHING			
40	1016595	NUT-TOPLOCK: .63 GR5 ZP	12
41	59093	BOLT-HEX: .63 X 3.75 NC GR5 ZP	8
42	1013935	BOLT-HEX: .63 X 4.50 NC GR5 ZP	4
43	51705	BUSHING	12
	301975	BUSHING-URETHANE .67"	
44	301324	WASHER-CUSTOM: .668 ID X 1.875 OD X .235 TH	12
RIM FILLER KIT			
45	300097	PLATE-LIFTER WHEEL FILLER	16
46	59488	BOLT-CRG: .38 X 1.00 NC GR5 ZP	16
47	303731	NUT-FLANGE TOPLOCK .38 NC YZP	16



HYDRUALIC ROW FINDER

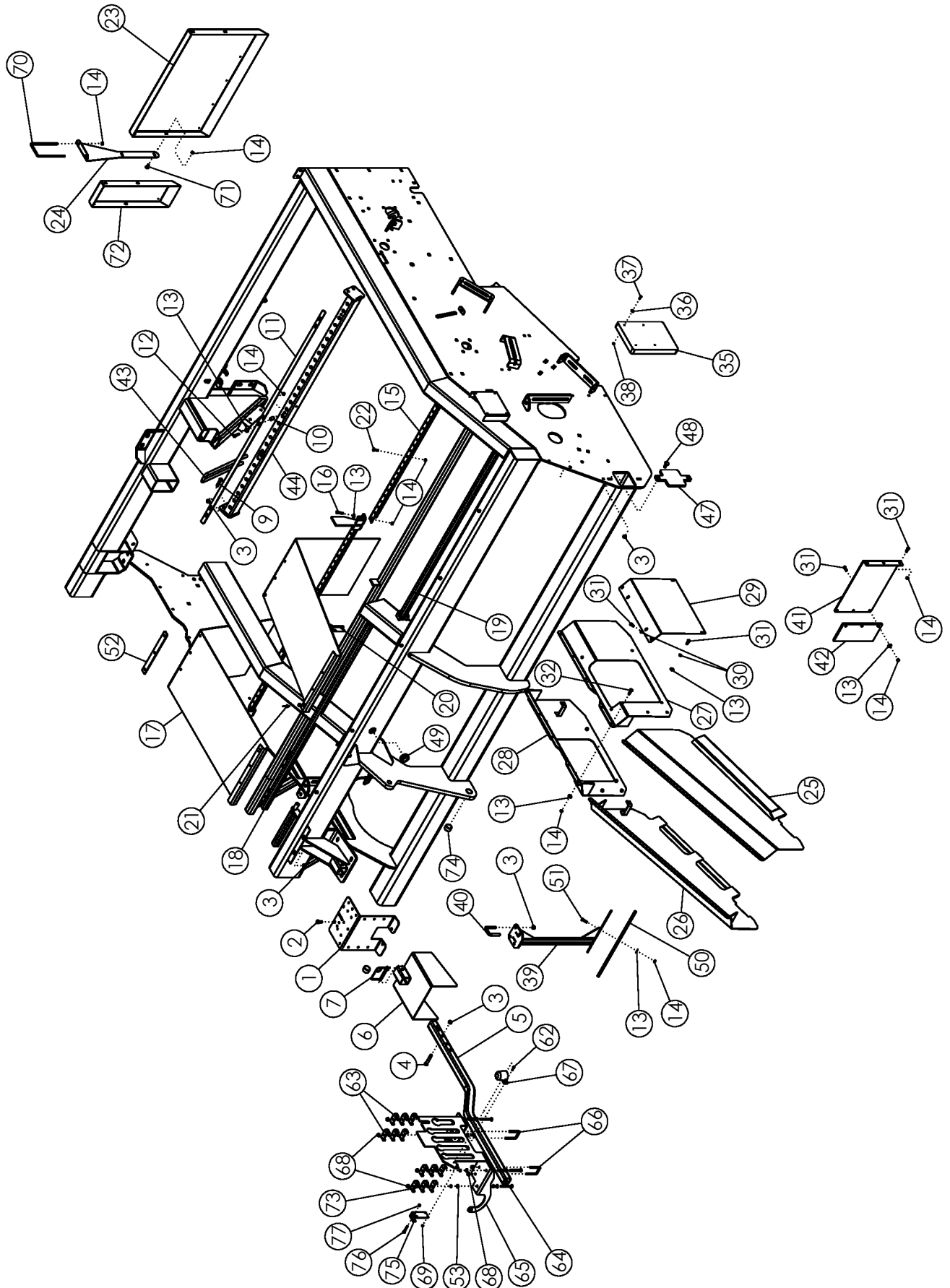
ITEM	PART NO.	DESCRIPTION	QTY
1	52567	BUSHING-ZP	1
2	62520	ASSY-ROW FINDER MAIN FRAME W/BUSHINGS	1
3	55206	BUSHING-MACH: 1.25 NR 14GA	9
4	51139	ASSY-WLDMT-SWVEL W/BUSHINGS	1
5	51130	WLDMT-FLIPPER	1
6	301748	BOLT-HEX: .31 X 2.50 NC GR8 ZP	5
7	301749	NUT-TOPLOCK: .31 NC GR8 ZP	5
8	51690	SHAFT ZP	1
9	52566	TENSIONER ARM	1
10	51131	SENSOR ARM-L.H.	1
	301055	WLDMT-SENSOR ARM LH BENT	
11	52564	SENSOR ARM-R.H.	1
	301056	WLDMT-SENSOR ARM RH BENT	
12	1030797	PIN-COTTER: .19 X 1.75 NP	2
13	51137	COLLAR	1
14	52565	ADJUSTMENT BOLT	1
15	1013004	WASHER-FLAT: SAE .63 ZP	3
16	1013024	WASHER-FLAT: .63 ZP	2
17	51692	SPRING: .21 X 1.44 OD X 6.00 15 COILS	1
18	1026259	NUT-JAM: .63 NC GR2 ZP	3
19	1011578	NUT-HEX: .63 NC GR2 ZP	3
20	51691	EYEBOLT: .63 X 3.25 ZP	1
21	1016595	NUT-TOPLOCK: .63 NC GR5 ZP	2
22	1011601	BOLT-HEX: .38 X 1.25 NC GR5 ZP	2
23	1011600	BOLT-HEX: .38 X 1.00 NC GR5 ZP	1
24	51129	PLATE-ADJUSTMENT	4
25	1014608	WASHER-FLT: SAE .38 ZP	1
26	1020416	WASHER-FLAT: .25 ZP	2
27	1011583	WASHER-FLAT: .31 ZP	2
28	1011586	WASHER-LOCK: .38 ZP	2
29	1029115	WASHER-LOCK: .31 ZP	2
30	1011576	NUT-HEX: .38 NC GR2 ZP	2
31	1011575	NUT-HEX: .31 NC GR2 ZP	2
32	52582	SPRING CAP	4
33	51689	SPRING-ROW FINDER PAINTED	2
34	1019828	BOLT-HEX: .38 X 2.75 NC GR5 ZP	2
35	1016999	NUT-TOPLOCK: .38 NC GR5 ZP	7
36	51128	SPRING PLATE	1
37	1030792	NUT-JAM: .38 NF GR2 ZP	1
38	301150	VALVE-ROWFINDER O/C	1
39	301750	WLDMT-STUD RF LONG ZP	1
40	64157	PIN-ROLL: .19 X 1.125 ZP	1

CONTINUED



HYDRAULIC ROW FINDER (CONTINUED)

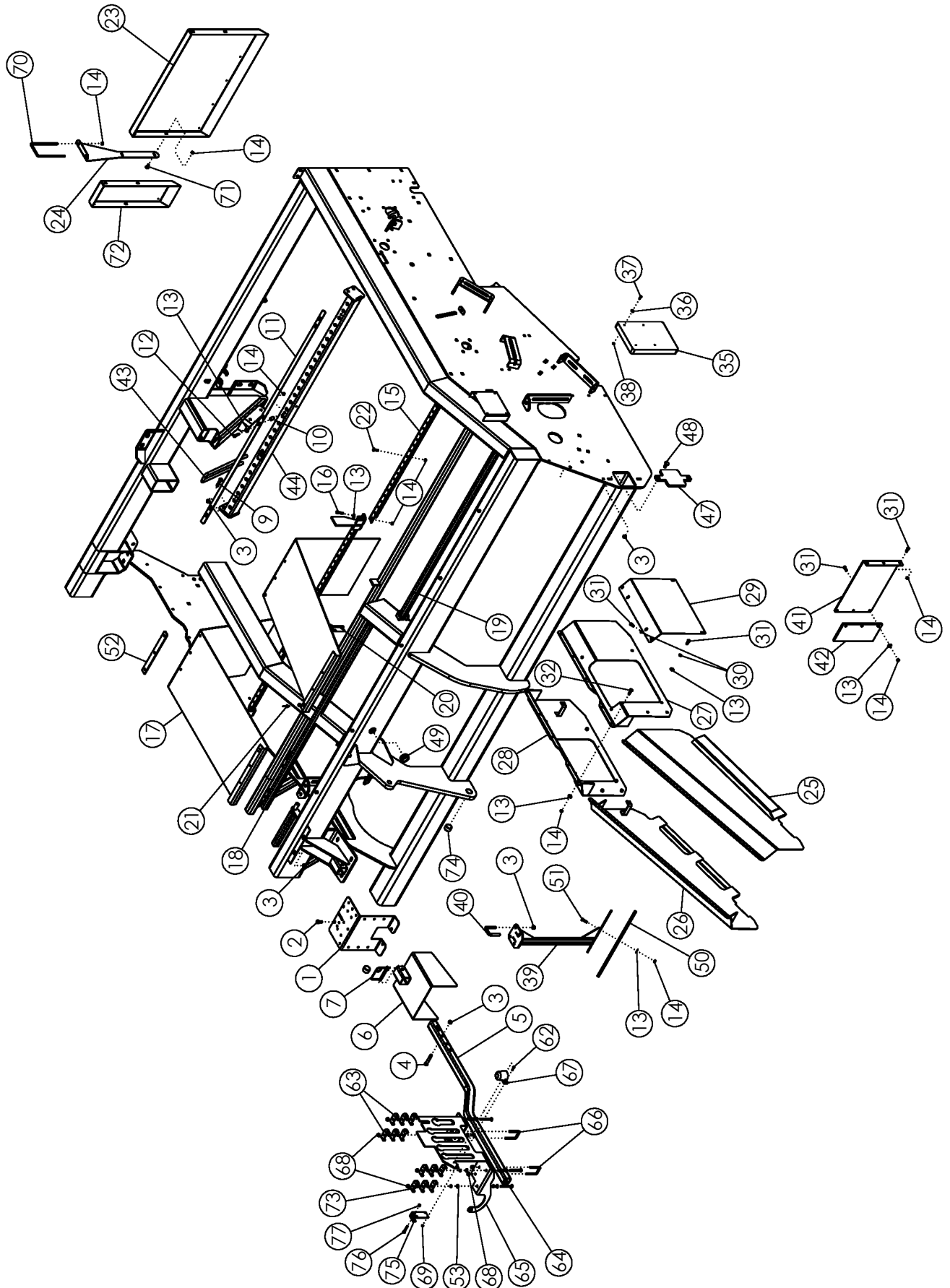
ITEM	PART NO.	DESCRIPTION	QTY
41	51136	UNIBALL COUPLING	1
42	1029137	PIN-COTTER: .13 X 1.00 ZP	1
43	1011285	BOLT-HEX: .31 X 2.00 NC	2
44	63661	WLDMT-MOUNTING BRACKET	1
45	52181	WLDMT-BRACKET	
46	1011609	BOLT-HEX: .50 X 2.00 NC GR5 ZP	4
47	1011584	WASHER-FLAT: SAE .50 ZP	4
48	1011581	WASHER-LOCK: .50 ZP	8
49	1011577	NUT-HEX: .50 NC GR2 ZP	12
50	63662	WLDMT-MOUNTING SUPPORT	2
51	301662	WLDMT-ROW FINDER BRACKET UNIVERSAL	1
52	63664	BOLT-HEX: .75 X 14.00 NC GR5 ZP	1
53	1012060	BOLT-HEX: .75 X 2.00 NC GR5 ZP	2
54	1013537	NUT-TOPLOCK: .75 NC GR5 ZP	2
55	53984	U-BOLT: .500 X 7.00 X 6.00 X 7.00	2
56	35780	U-BOLT: .500 X 7.50 X 8.00 X 7.50 ZP	
57	62882	WLDMT-TIGHTENER 11.125" ZP	1
58	1011748	ZERK - GREASE	3
59	56939	BUSHING-OILITE:1.25 X 1.625 X 1.50L	4
60	52654	BUSHING	2



GUARDS AND SHIELDS FRONT

ITEM	PART NO.	DESCRIPTION	QTY
1	301637	PLATE-HOSE MOUNT REINFORCED	1
2	1011096	BOLT-HEX: .50 X 1.00 NC GR5 ZP	1
3	1027461	NUT-TOPLOCK: .50 NC GR5 ZP	12
4	1011611	BOLT-HEX: .50 x 3.00 NC GR5 ZP	1
5	301135	TUBE-HYD HOSE HOLDER PC	1
6	63354	WLDMT-PTO SHIELD	1
7	52408	SPRING PIN .50 X 3.50	1
8	301129	CAPLUG-2" SQ	1
9	1011609	BOLT-HEX: .50 X 2.00 NC GR5 ZP	1
10	58446	SPACER ZP	1
11	73255	STRAP-ROD HOLDER 12R FRONT	1
12	1011603	BOLT-HEX: .38 X 1.75 NC GR5 ZP	1
13	1011828	WASHER-FLAT .38 ZP	21
14	1016999	NUT-TOPLOCK: .38 NC GR5 ZP	21
15	72074	MOUNT-TARP	4
16	1011602	BOLT-HEX: .38 X 1.50 NC GR5 ZP	8
17	58961	APRON-RUBBER	12
18	72073	TUBE-OUTER APRON MOUNT	2
19	72077	TUBE-OUTER APRON MOUNT	2
20	59101	SPRING PIN .375" X 3.00"	2
21	1011974	RIVET-POP: .19 X .531 ZP	2
22	1016362	BOLT-CRG: .38 X 1.25 NC GR5 ZP	6
23	303485	WLDMT-FRONT GRABROLL REAR SHIELD	2
24	303412	PLATE-SHIELD MOUNT LH	1
25	72783	WLDMT-MIDDLE SHIELD FRONT LEFT	1
26	72784	WLDMT-MIDDLE SHIELD FRONT RH	1
27	73148	WLDMT-MIDDLE SHIELD REAR LH	1
28	73149	WLDMT-MIDDLE SHIELD REAR RH	1
29	73158	SHEET-COVER	1
30	1011586	WASHER-LOCK: .38 ZP	2
31	1011600	BOLT-HEX: .38 X 1.00 NC GR5 ZP	4
32	58679	BOLT-CRG: .38 X 1.50 NC GR5 ZP	1
35	64635	CASE-MANUAL STORAGE	1
36	1020416	WASHER-FLAT: .25 ZP	1
37	1011595	BOLT-HEX: .25 X .75 NC GR5 ZP	1
38	1030946	NUT-TOPLOCK: .25 NC GR5 ZP	1
39	62378	WLDMT - DEFLECTOR	1

CONTINUED

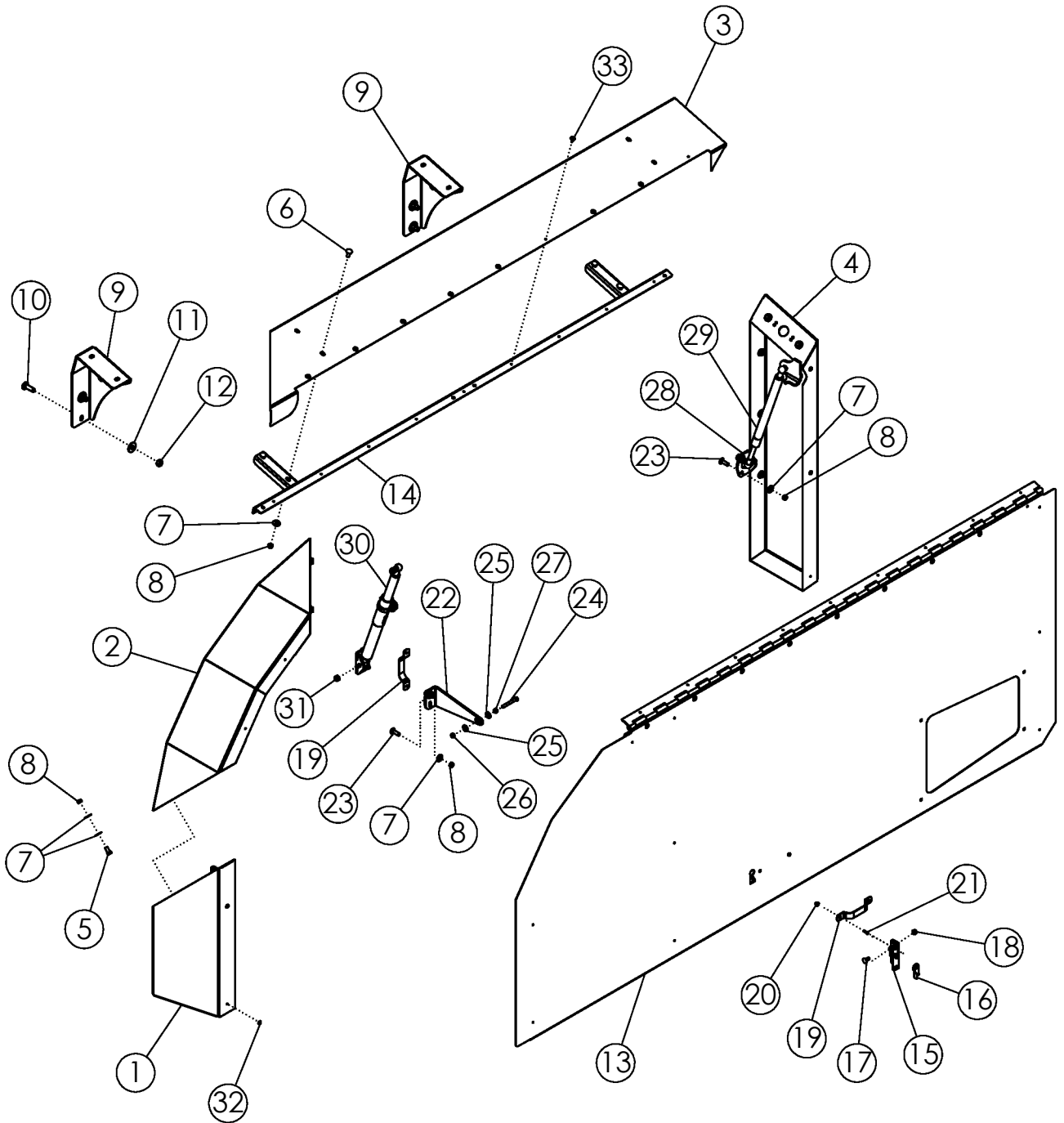


GUARDS AND SHIELDS FRONT (CONTINUED)

ITEM	PART NO.	DESCRIPTION	QTY
40	65658	U-BOLT: .50 X 3 X 2.06 X 3	1
41	73235	PLATE-FILLER 18.375" 8R30	1
	72573	PLATE-FILLER 5.625" 12R22	
42	51680	DEFLECTOR-RUBBER	1
43	300261	U-ROD: .625 X 17.00 X 1.875 X 17.00 ZP	15
44	73256	WLDMT-FRONT MOUNT 12R SHORT	1
47	301328	PLATE-END CAP	2
48	1023854	BOLT-CRG: .50 X 1.25 NC GR5 ZP	4
49	301025	GROMMET-RUBBER 1.50" ID	1
50	51687	DEFLECTOR-RUBBER (FOR 8R30 ONLY)	1
51	1011601	BOLT-HEX: .38 X 1.25 NC GR5 ZP	1
52	302247	PLATE-APRON MOUNT	1
53	303360	ASSY-2720 FRONT DOOR LH	1
54	303359	ASSY-2720 FRONT DOOR RH (NOT SHOWN)	1
62	1013423	BOLT-HEX: .25 X 1.00 NC GR5 ZP	2
63	50714	CLAMP 1/2" ZP	12
64	58176	BOLT-CRG: .38 X 3.50 NC GR5 ZP	4
65	303797	PLATE-HYD HOSE HOLDER W/ PTO CATCH	1
66	33162	U-BOLT: 0.375 X 3.00 X 2.00 X 3.00	2
67	223329	HOLDER-LIGHT PLUG	1
68	303731	NUT-FLANGE: TOPLOCK .38 NC YZP	8
69	1030946	NUT-TOPLOCK: 0.25 NC GR5 ZP	2
70	304031	U-BOLT: .375 X 8.13 X 4.00 X 8.13	2
71	59488	BOLT-CRG: .38 X 1.00 NC GR5 ZP	4
72	303486*	WLDMT-SHIELD EXTENSION 7.5"	2
	303487**	WLDMT-SHIELD EXTENSION 38"	2
73	1013519	NUT-JAM: .38 NC GR2 ZP	8
74	304000	BUSHING-SPRING 1.625 X 1.375 X 1.00L	2
75	307680	PLATE-PTO SHEAR SS	1
76	1011285	BOLT-HEX: .31 X 2.00 NC GR5 ZP	1
77	1030700	NUT-TOPLOCK: .31 NC GR5 ZP	1

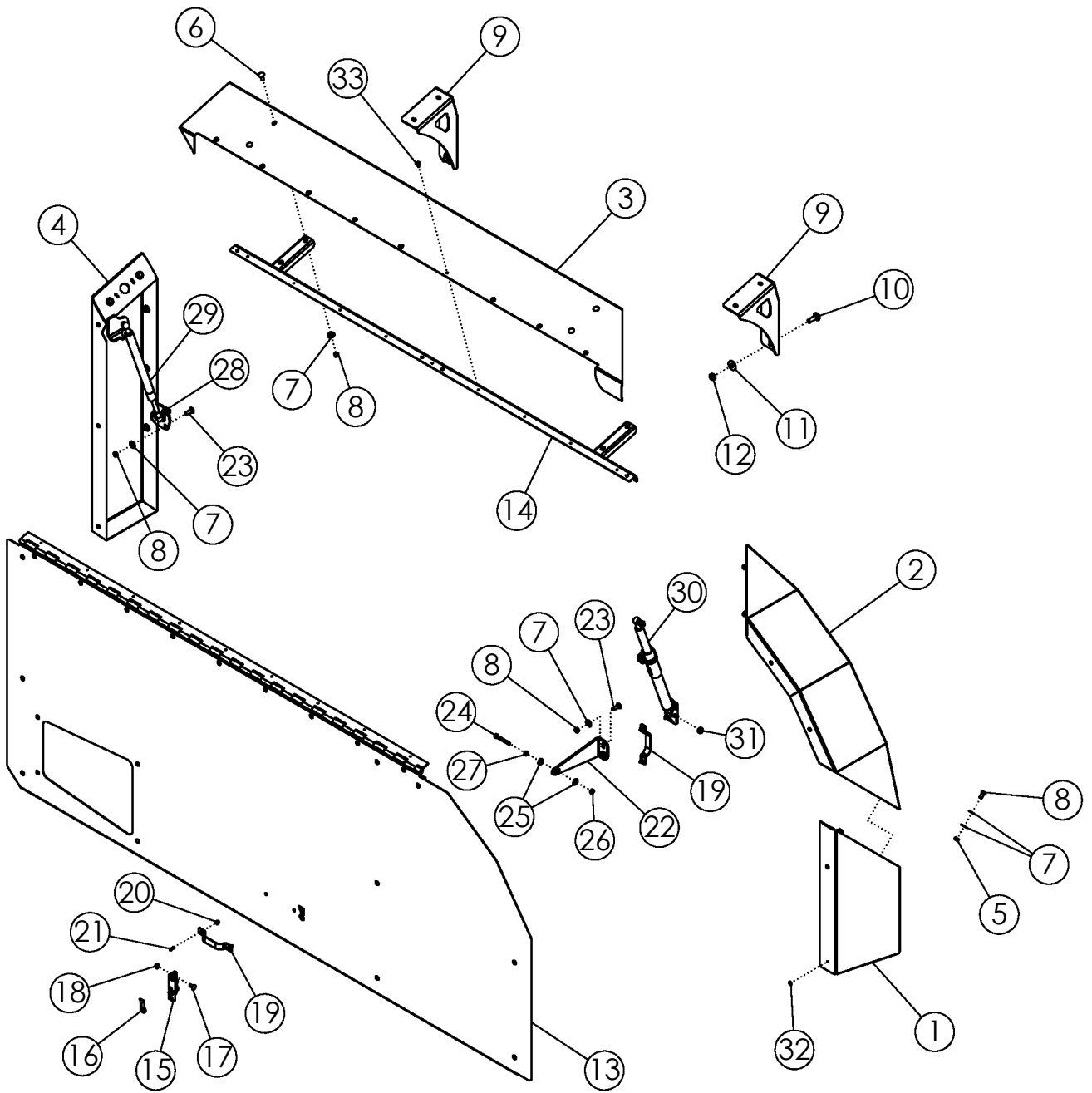
NOTE: * MARKED IS ADD ON TO PART NO 303485 FOR 710 SERIES TIRES

** MARKED IS ADD ON TO PART NO 303485 FOR TRACKS FITUP



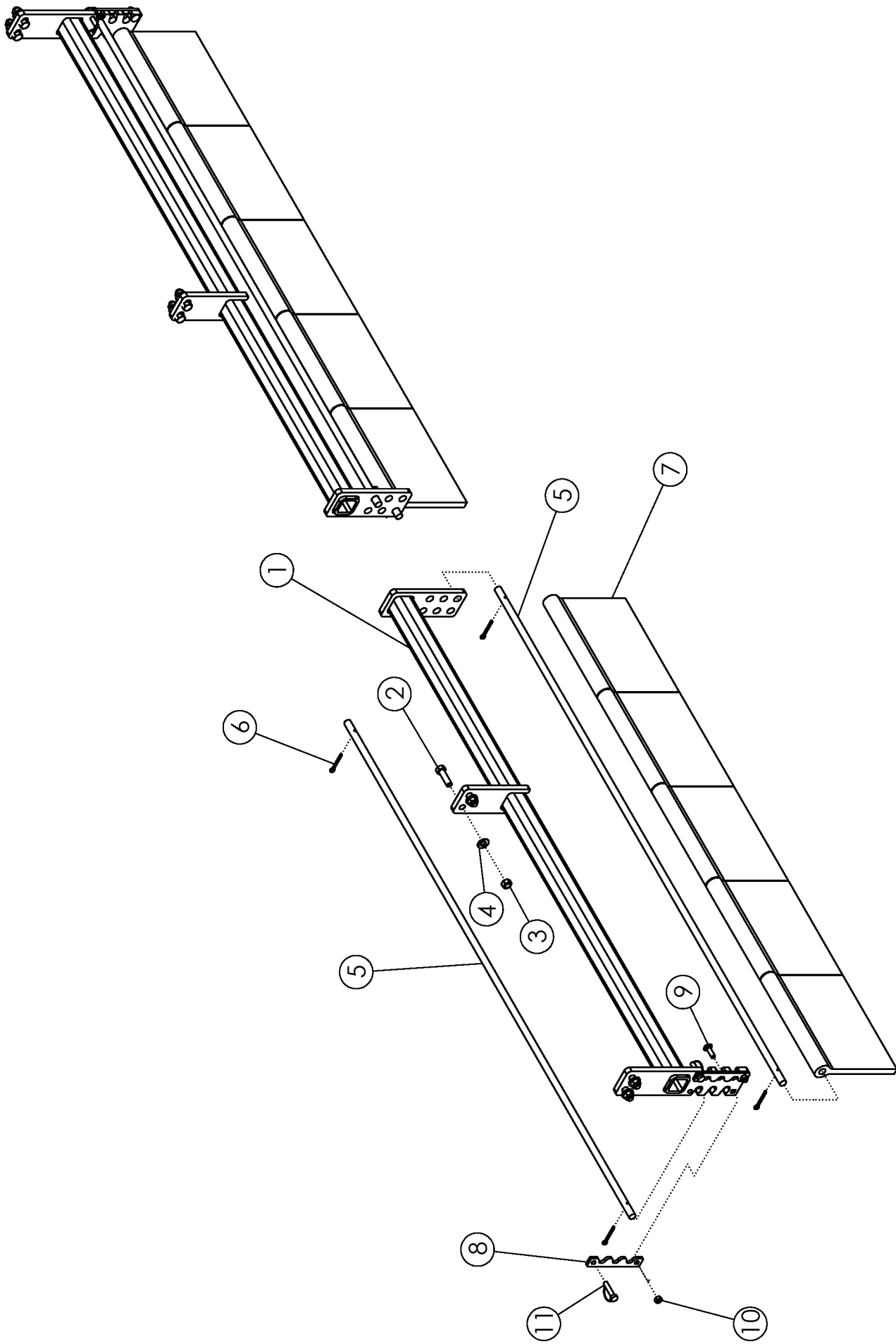
ASSY-2720 FRONT DOOR LH

ITEM	PART NO.	DESCRIPTION	QTY
1	303735	WLDMT-FRONT PANEL SHORT LH	1
2	303367	WLDMT-CURVED PANEL	1
3	303373	WLDMT-TOP PANEL LH	1
4	303377	WLDMT-BACK PANEL LH	1
5	1011599	BOLT-HEX: .38 X .75 NC GR5 ZP	6
6	59488	BOLT-CRG: .38 X 1.00 NC GR5 ZP	9
7	1011828	WASHER-FLAT: .38 ZP	27
8	1016999	NUT-TOPLOCK: .38 NC GR5 ZP	21
9	303882	WLDMT-2720 FRONT DOOR MOUNT	2
10	1011660	BOLT-CRG: .50 X 1.50 NC GR5 ZP	4
11	1014443	WASHER-FLAT: .50 ZP	4
12	1027461	NUT-TOPLOCK: .50 NC GR5 ZP	4
13	303730	ASSY-2720 DOOR WITH HINGE LH	1
14	303398	WLDMT-HINGE SUPPORT	1
15	69283	LATCH-ROTARY	1
16	69284	LEVER-HRV LATCH ZP	1
17	65702	BOLT-CRG: .31 X .75 NC GR5 ZP	2
18	67077	NUT-FLANGE SERR .31 NC ZP GR2	2
19	304048	HANDLE-STEEL GRAB ZINC 5.43 C-C	2
20	1026591	NUT-K-LOCK: #10-24 NC GR2 ZP	4
21	304051	BOLT-FLAT HEAD PHILIPS 10-24 X .750" ZP	4
22	303728	PLATE-DOOR LATCH	1
23	1016362	BOLT-CRG: .38 X 1.25 NC GR5 ZP	6
24	301748	BOLT-HEX: .31 X 2.50 NC GR8 ZP	1
25	1011583	WASHER-FLAT: .31 ZP	2
26	1011575	NUT-HEX: .31 NC GR2 ZP	1
27	1030700	NUT-TOPLOCK: .31 NC GR5 ZP	1
28	303402	WLDMT-DOOR SPRING MOUNT	2
29	303413	GAS SPRING-1500 N NON-LOCKING	1
30	303414	GAS SPRING-1500 N LOCKING	1
31	303406	NUT-NYLOCK: M10-1.5 ZP	4
32	303553	BUMPER-PUSH IN 3/16 HOLE X 1/16 THICK	7
33	1011974	RIVET-POP: .19 X .55 ZP	9



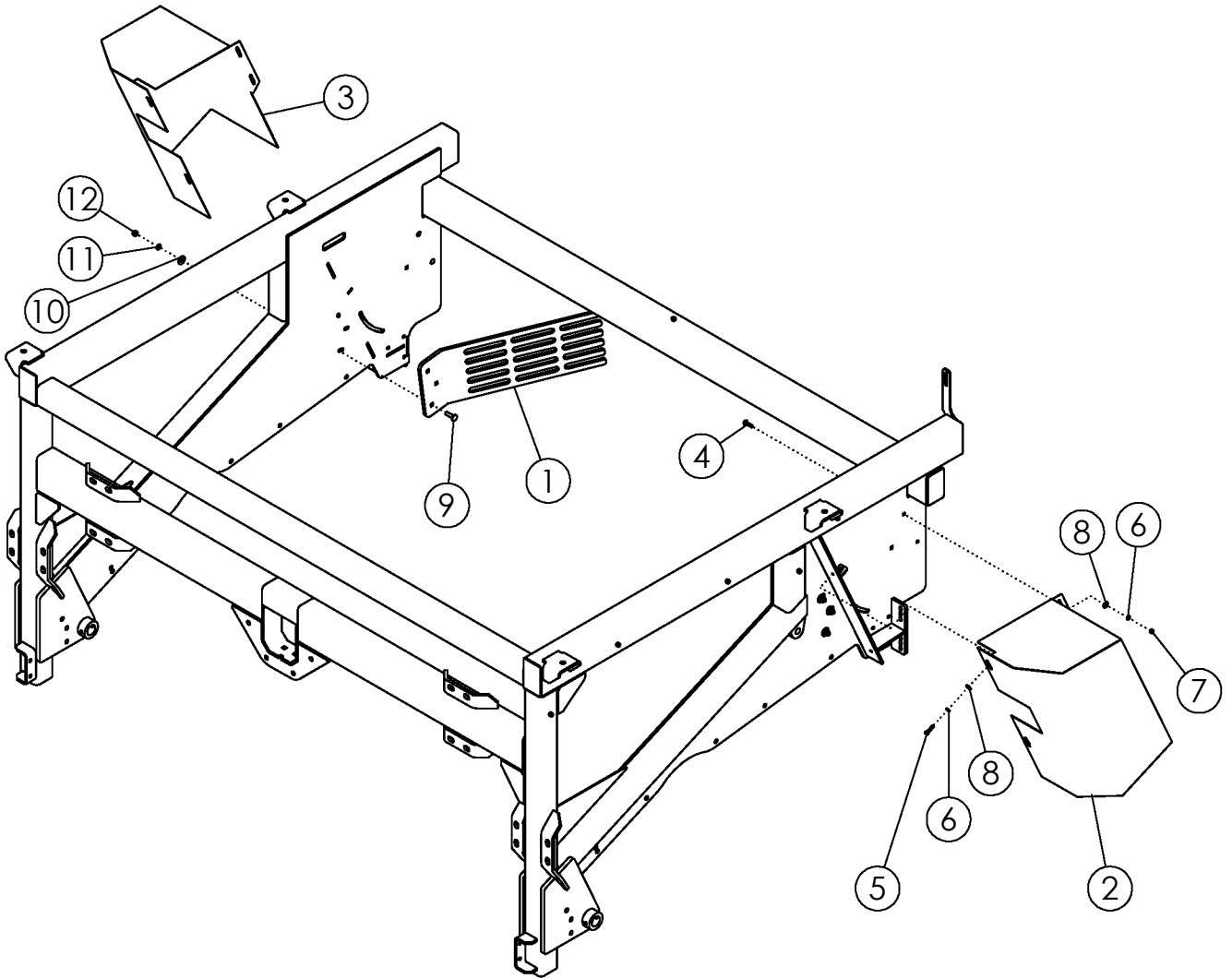
ASSY-2720 FRONT DOOR RH

ITEM	PART NO.	DESCRIPTION	QTY
1	303734	WLDMT-FRONT PANEL SHORT RH	1
2	303367	WLDMT-CURVED PANEL	1
3	303369	WLDMT-TOP PANEL RH	1
4	303375	WLDMT-BACK PANEL RH	1
5	1011599	BOLT-HEX: .38 X .75 NC GR5 ZP	6
6	59488	BOLT-CRG: .38 X 1.00 NC GR5 ZP	9
7	1011828	WASHER-FLAT: .38 ZP	27
8	1016999	NUT-TOPLOCK: .38 NC GR5 ZP	21
9	303882	WLDMT-2720 FRONT DOOR MOUNT	2
10	1011660	BOLT-CRG: .50 X 1.50 NC GR5 ZP	4
11	1014443	WASHER-FLAT: .50 ZP	4
12	1027461	NUT-TOPLOCK: .50 NC GR5 ZP	4
13	303729	ASSY-2720 DOOR WITH HINGE RH	1
14	303398	WLDMT-HINGE SUPPORT	1
15	69283	LATCH-ROTARY	1
16	69284	LEVER-HRVLATCH ZP	1
17	65702	BOLT-CRG: .31 X .75 NC GR5 ZP	2
18	67077	NUT-FLANGE SERR .31 NC ZP GR2	2
19	304048	HANDLE-STEEL GRAB ZINC 5.43	2
20	1026591	NUT-K-LOCK: #10-24 NC GR2 ZP	4
21	304051	BOLT-FLAT HEAD PHILIPS 10-24 X .750" ZP	4
22	303728	PLATE-DOOR LATCH	1
23	1016362	BOLT-CRG: .38 X 1.25 NC GR5 ZP	6
24	301748	BOLT-HEX: .31 X 2.50 NC GR8 ZP	1
25	1011583	WASHER-FLAT: .31 ZP	2
26	1011575	NUT-HEX: .31 NC GR2 ZP	1
27	1030700	NUT-TOPLOCK: .31 NC GR5 ZP	1
28	303402	WLDMT-DOOR SPRING MOUNT	2
29	303413	GAS SPRING-1500 N NON-LOCKING	1
30	303414	GAS SPRING-1500 N LOCKING	1
31	303406	NUT-NYLOCK: M10-1.5 ZP	4
32	303553	BUMPER-PUSH IN 3/16 HOLE X 1/16 THICK	7
33	1011974	RIVET-POP: .19 X .55 ZP	9



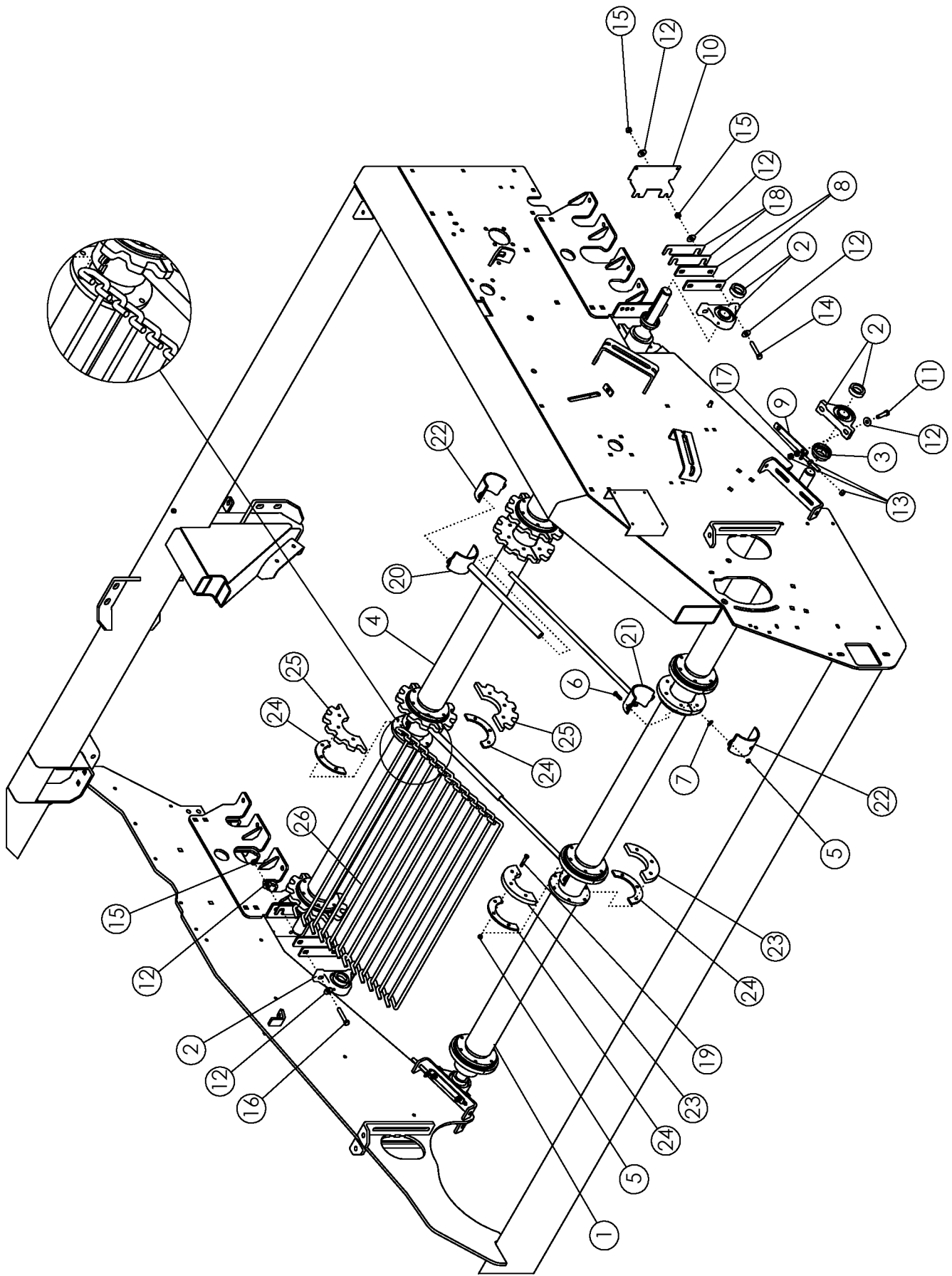
FRONT CLEANING FLAPS

ITEM	PART NO.	DESCRIPTION	QTY
1	300232	WLDMT-FRONT CLEANING FLAP	2
2	1011608	BOLT-HEX: .50 X 1.75 NC GR5 ZP	8
3	1027461	NUT-TOPLOCK: .50 NC GR5 ZP	8
4	1011584	WASHER-FLAT: SAE .50 ZP	8
5	300237	SHAFT-FRONT CLEANING FLAP	4
6	1013473	PIN-COTTER: .19 X 2.00 ZP	8
7	64648	FLAP-RUBBER	10
8	300238	PLATE-LOCKING	4
9	1016362	BOLT-CRG: .38 X 1.25 NC GR5 ZP	4
10	1016999	NUT-TOPLOCK: .38 NC GR5 ZP	4
11	66952	PIN-WIRE LOCK: .375 X 2.00 ZP	4



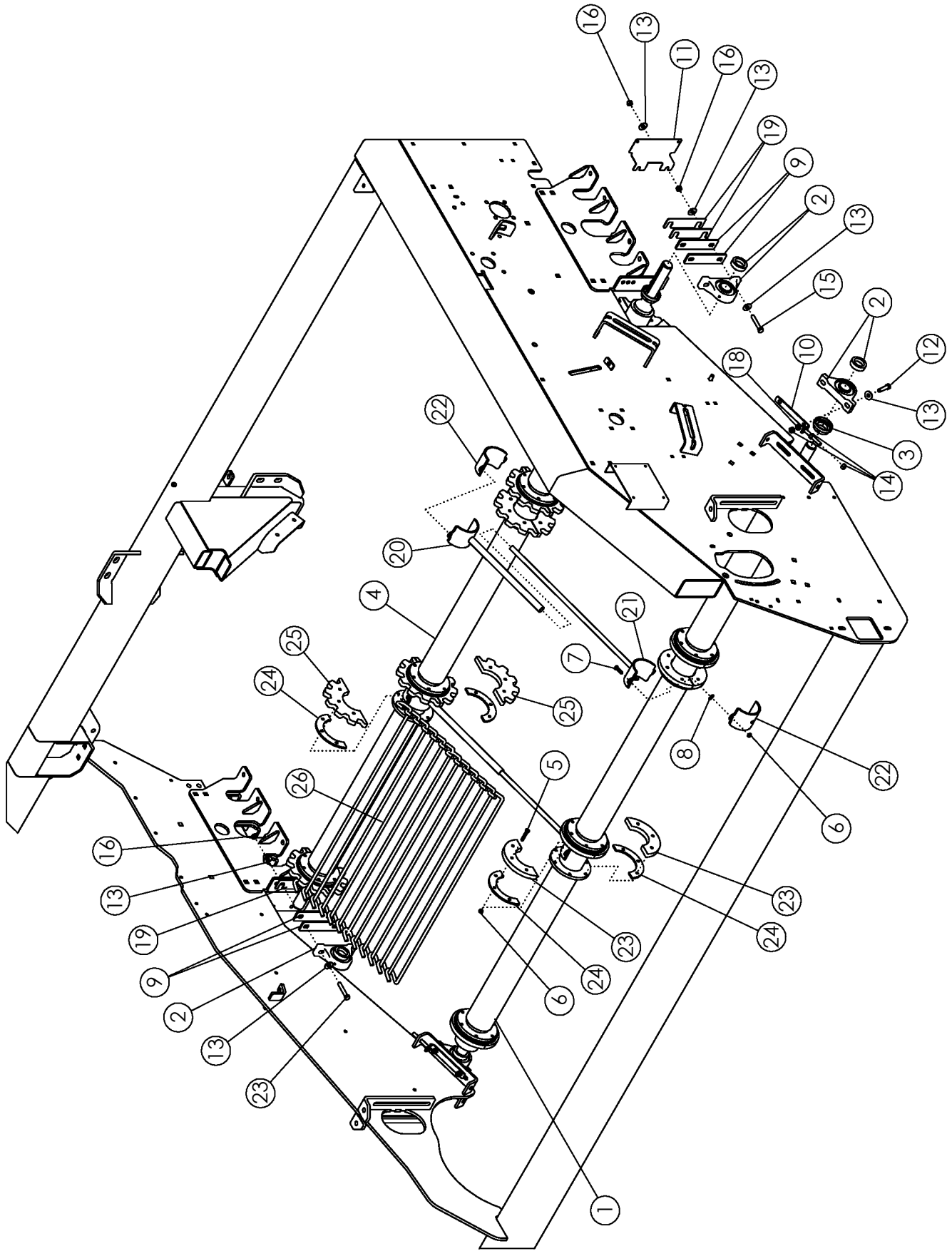
REAR GUARDS AND SHIELDS

ITEM	PART NO.	DESCRIPTION	QTY
1	300209	PLATE-DEFLECTOR	2
2	301165	WLDMT-REAR SHIELD LH	1
3	301166	WLDMT-REAR SHIELD RH	1
4	58679	BOLT-CRG: .38 X 1.50 NC GR5 ZP	4
5	1011602	BOLT-HEX: .38 X 1.50 NC GR5 ZP	4
6	1011586	WASHER-LOCK: .38 ZP	8
7	1030296	NUT-HEX: .38 NC GR5 NP	4
8	1011828	WASHER-FLAT .38 ZP	8
9	59517	BOLT-CRG: .50 X 1.75 NC GR5 ZP	6
10	1014443	WASHER-FLAT: .50 ZP	6
11	1011581	WASHER-LOCK: .50 ZP	6
12	1011577	NUT-HEX: .50 NC ZP	6



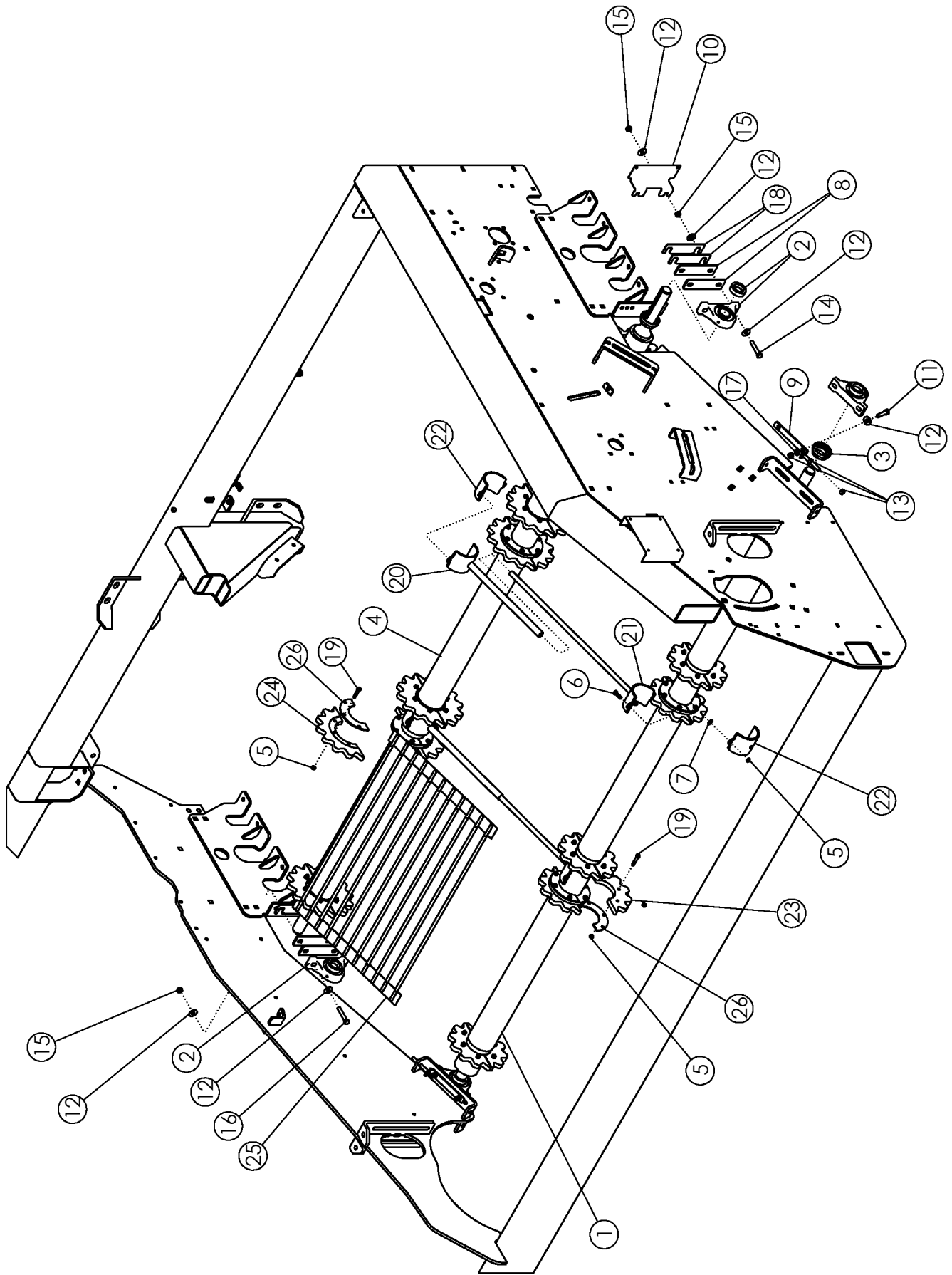
APRON SHAFT - 5/8 " CHAIN / BELT

ITEM	PART NO.	DESCRIPTION	QTY
1	63394	WLDMT- BOTTOM APRON SHAFT	2
2	52405	BEARING-PILLOW 1-3/4"	8
3	52382	SEAL PROTECTOR 1-3/4"	4
4	72555	WLDMT-TOP APRON SHAFT	2
5	1016999	NUT-TOPLOCK: .38 NC GR5 ZP	160
6	64991	BOLT-HEX: .38 X 1.25 NC GR8 ZP	16
7	1011828	WASHER-FLAT .38 ZP	16
8	56672	SHIM-BEARING	8
9	72606	WLDMT-ADJUSTER LOWER APRON ZP	4
10	72472	GUARD-BELT	2
11	1017708	BOLT-HEX: .50 X 2.25 NC GR5 ZP	8
12	1014443	WASHER-FLAT: .50 ZP	32
13	1011577	NUT-HEX: .50 NC ZP	4
14	1011601	BOLT-HEX: .50 X 3.00 NC GR5 ZP	8
15	1027461	NUT-TOPLOCK: .50 NC GR5 ZP	16
16	1011610	BOLT-HEX: .50 X 2.50 NC GR5 ZP	4
17	1011581	WASHER-LOCK: .50 ZP	8
18	300146	SHIM-BEARING .120 THK	8
19	1011725	BOLT-HEX: .38 X 2.00 NC GR5 ZP	144
	1011603	BOLT-HEX: .38 X 1.75 NC GR5 ZP	
20	64162	WLDMT-UPPER FILLER	4
	301532	WLDMT-UPPER FILLER 4" SHAFT WIDE	
21	64161	WLDMT-LOWER FILLER	4
	301531	WLDMT-LOWER FILLER 4" SHAFT WIDE	
22	64159	CLAMP-FILLER PAINTED	8
	301533	CLAMP-FILLER 4" SHAFT WIDE PAINTED	
23	58322	HALF-DISC	24
	63414	DISC-SPLIT COUNTER BORED	
24	62836	DISC-HALF SPACER ZP	48
25	58318	SPROCKET-HALF 2.38	24
	301075	SPROCKET-SPLIT 56MM 5/8 ROD 14T CB 4" SHAFT	
26	53844	CHAIN 1/2 X 42 X 2.38 - 23LPR	12
	53845	CHAIN 1/2 X 42 X 1.88 - 29LPR	
	59560	BELT-56MM APRON 1/2 X 42 (48 LPR)	6



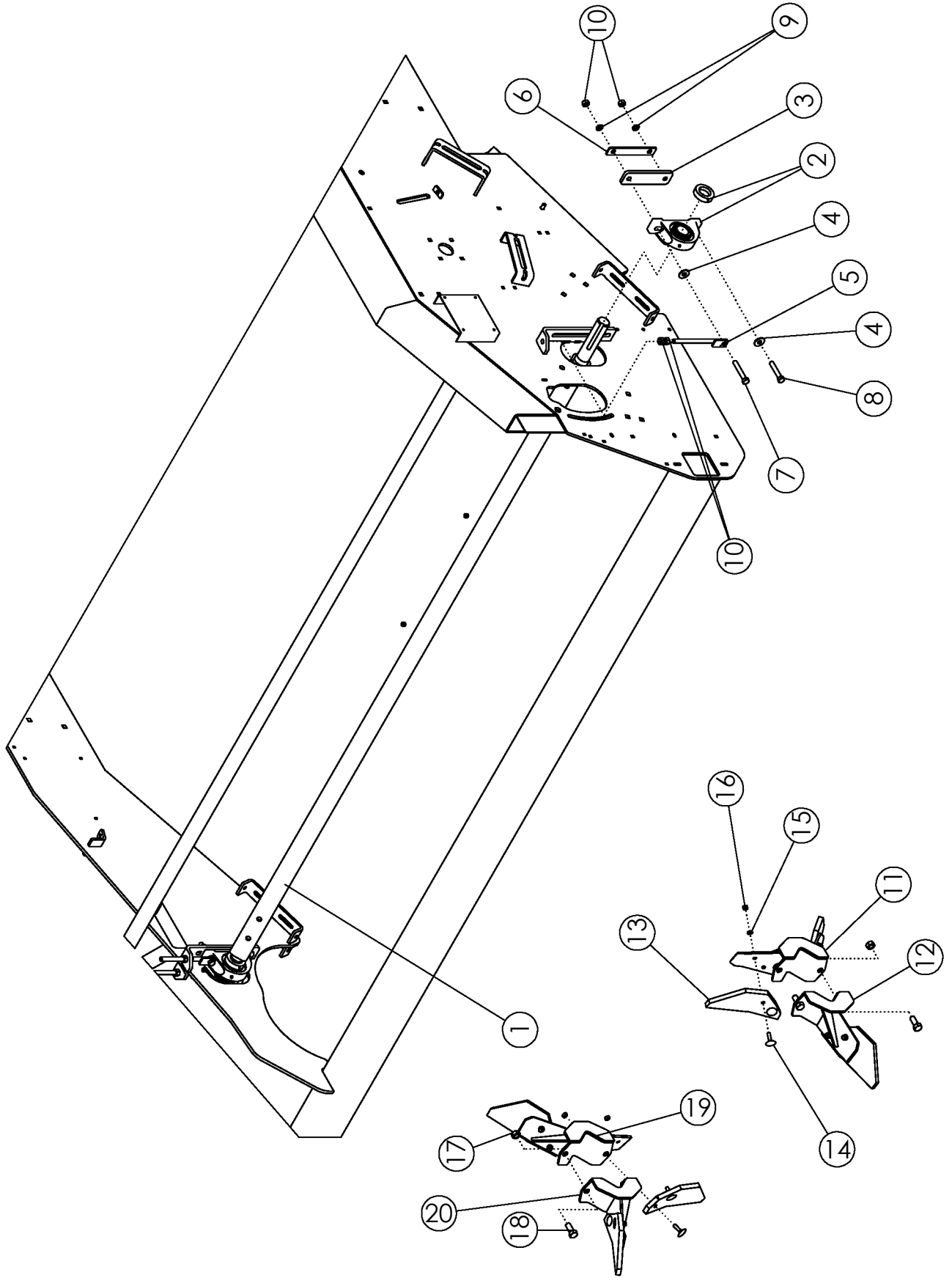
APRON SHAFT - CHAIN

ITEM	PART NO.	DESCRIPTION	QTY
1	63394	WLDMT- BOTTOM APRON SHAFT	2
2	52405	BEARING-PILLOW 1-3/4"	8
3	52382	SEAL PROTECTOR 1-3/4"	4
4	72555	WLDMT-TOP APRON SHAFT	2
5	1011603	BOLT-HEX: .38 X 1.75 NC GR5 ZP	144
6	1016999	NUT-TOPLOCK: .38 NC GR5 ZP	160
7	64991	BOLT-HEX: .38 X 1.25 NC GR8 ZP	16
8	1011828	WASHER-FLAT .38 ZP	16
9	56672	SHIM-BEARING	8
10	72606	WLDMT-ADJUSTER LOWER APRON ZP	4
11	72472	GUARD-BELT	2
12	1017708	BOLT-HEX: .50 X 2.25 NC GR5 ZP	8
13	1014443	WASHER-FLAT: .50 ZP	32
14	1011577	NUT-HEX: .50 NC ZP	8
15	1011611	BOLT-HEX: .50 X 3.00 NC GR5 ZP	4
16	1027461	NUT-TOPLOCK: .50 NC GR5 ZP	16
17	1011610	BOLT-HEX: .50 X 2.50 NC GR5 ZP	4
18	1011581	WASHER-LOCK: .50 ZP	8
19	300146	SHIM-BEARING .120 THICK	8
20	64162	WLDMT-UPPER FILLER	4
21	64161	WLDMT-LOWER FILLER	4
22	64159	CLAMP-FILLER PAINTED	8
23	58322	HALF-DISC	24
24	62836	DISC-HALF SPACER ZP	48
25	58318	SPROCKET-HALF 2.38	24
26	53846	CHAIN 5/8 X 42 X 2.38 - 23LPR	12



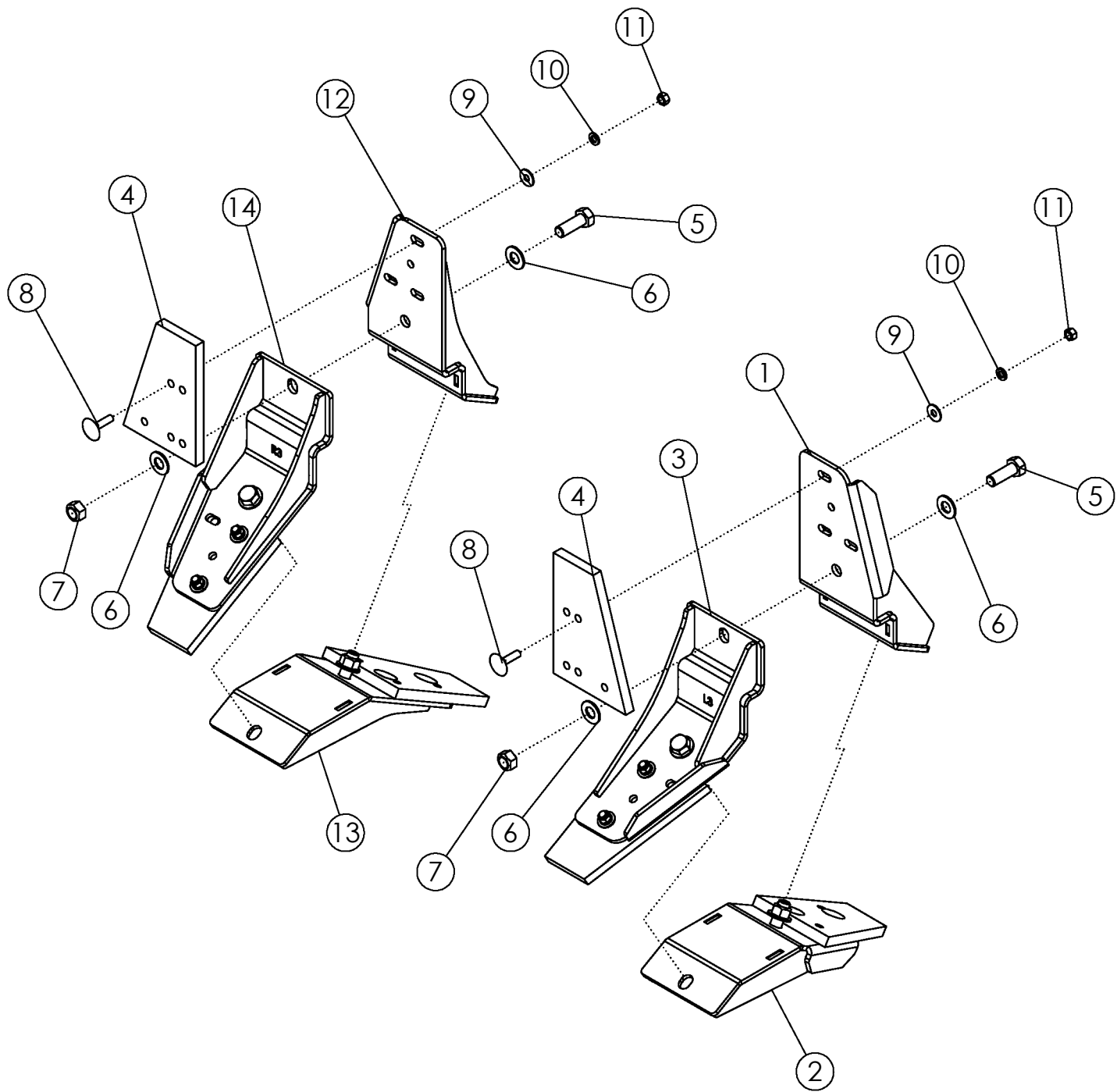
APRON SHAFT - BELTED CHAIN

ITEM	PART NO.	DESCRIPTION	QTY
1	302433	WLDMT- BOTTOM APRON SHAFT	2
2	52405	BEARING-PILLOW 1-3/4"	8
3	52382	SEAL PROTECTOR 1-3/4"	4
4	72555	WLDMT-TOP APRON SHAFT	2
5	1016999	NUT-TOPLOCK: .38 NC GR5 ZP	160
6	64991	BOLT-HEX: .38 X 1.25 NC GR8 ZP	16
7	1011828	WASHER-FLAT .38 ZP	16
8	56672	SHIM-BEARING	8
9	72606	WLDMT-ADJUSTER LOWER APRON ZP	4
10	72472	GUARD-BELT	2
11	1017708	BOLT-HEX: .50 X 2.25 NC GR5 ZP	8
12	1014443	WASHER-FLAT: .50 ZP	32
13	1011577	NUT-HEX: .50 NC ZP	4
14	1011611	BOLT-HEX: .50 X 3.00 NC GR5 ZP	8
15	1027461	NUT-TOPLOCK: .50 NC GR5 ZP	16
16	11610	BOLT-HEX: .50 X 2.50 NC GR5 ZP	4
17	1011581	WASHER-LOCK: .50 ZP	8
18	300146	SHIM-BEARING .120 THK	8
19	1011603	BOLT-HEX: .38 X 1.75 NC GR5 ZP	144
20	301532	WLDMT-UPPER FILLER 4" SHAFT WIDE	4
21	301531	WLDMT-LOWER FILLER 4" SHAFT WIDE	4
22	301533	CLAMP-FILLER 4" SHAFT WIDE PAINTED	8
23	69255	SPROCKET-SPLIT 56MM 12T APRON	12
	63414	DISC-SPLIT COUNTER BORED	
24	301075	SPROCKET-SPLIT 56MM 5/8 ROD 14T CB 4" SHA	12
25	69659	BELT-56MM APRON 5/8 X 42 (48 LPR)	6
	59560	BELT-56MM APRON 1/2 X 42 (48 LPR)	
26	303216	DISC-HALF WEAR PLATE 4"	8



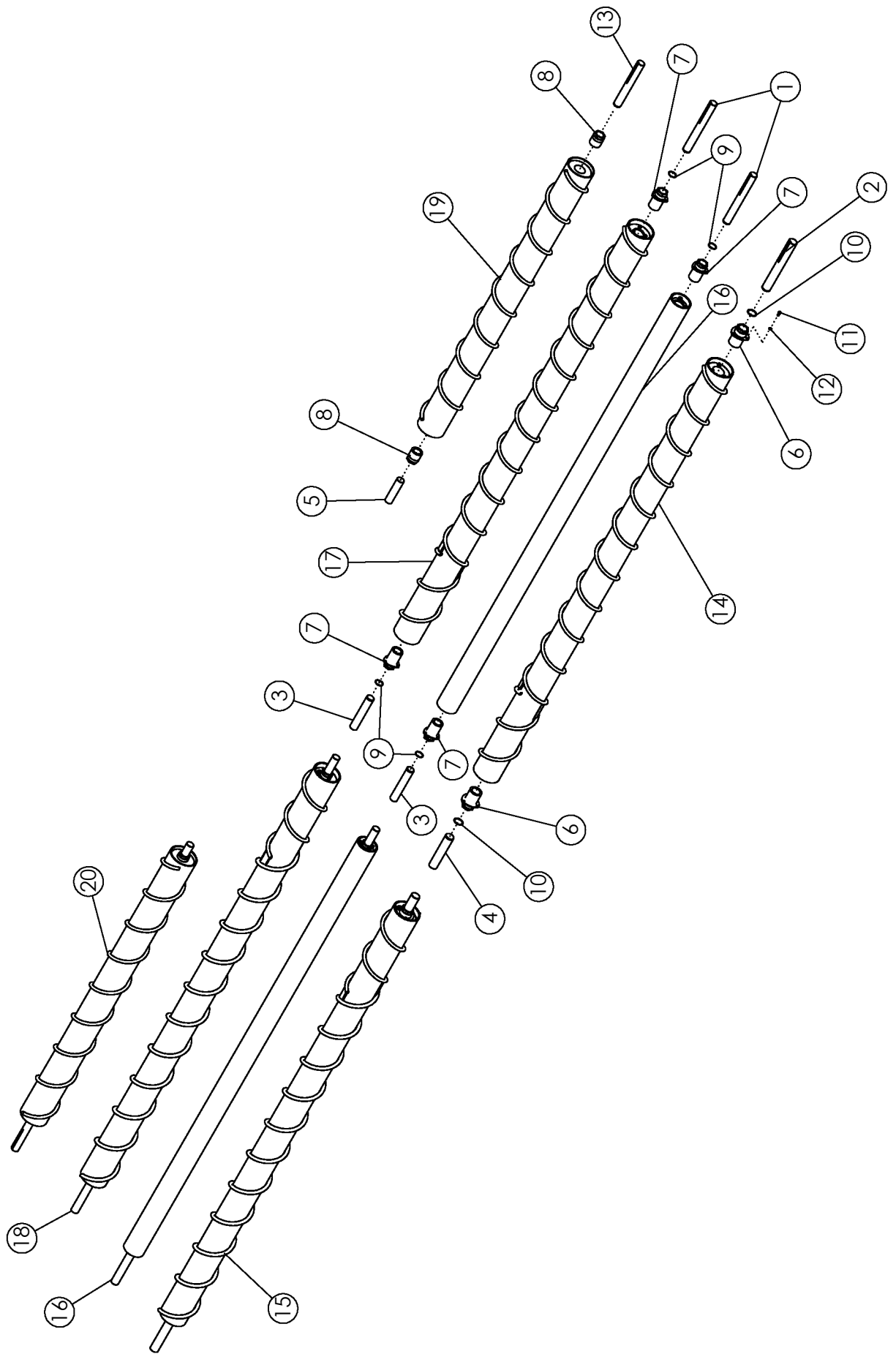
PADDLE SHAFT

ITEM	PART NO.	DESCRIPTION	QTY
1	72035	WLDMT-PADDLE SHAFT 12R	2
2	57997	BEARING-PILLOW 2"	4
3	57996	SHIM-BEARING ZP	4
4	1013024	WASHER-FLAT: .63 ZP	8
5	51365	TIGHTENER BOLT	4
6	57998	PLATE-BACKING ZP	4
7	1016726	BOLT-HEX: .63 X 4.00 NC GR5 ZP	4
8	1014000	BOLT-HEX: .63 X 3.50 NC GR5 ZP	4
9	1011813	WASHER-LOCK: .63 ZP	8
10	1011578	NUT-HEX: .63 NC GR2 ZP	16
11	50719	WLDMT - PADDLE DOUBLE LH	12
12	50720	WLDMT - PADDLE LH SINGLE	12
13	51562	PADDLE-RUBBER	72
14	1030779	BOLT-ELEVATOR: .38 X 1.50 NC ZP	144
15	1011586	WASHER-LOCK: .38 ZP	144
16	1011576	NUT-HEX: .38 NC GR2 ZP	144
17	1016595	NUT-TOPLOCK: .63 NC GR5 ZP	48
18	1014349	BOLT-HEX: .63 X 1.50 NC GR5 ZP	48
19	50722	WLDMT - PADDLE DOUBLE RH	12
20	50721	WLDMT - PADDLE RH SINGLE	12



HYBRID PADDLE ASSY

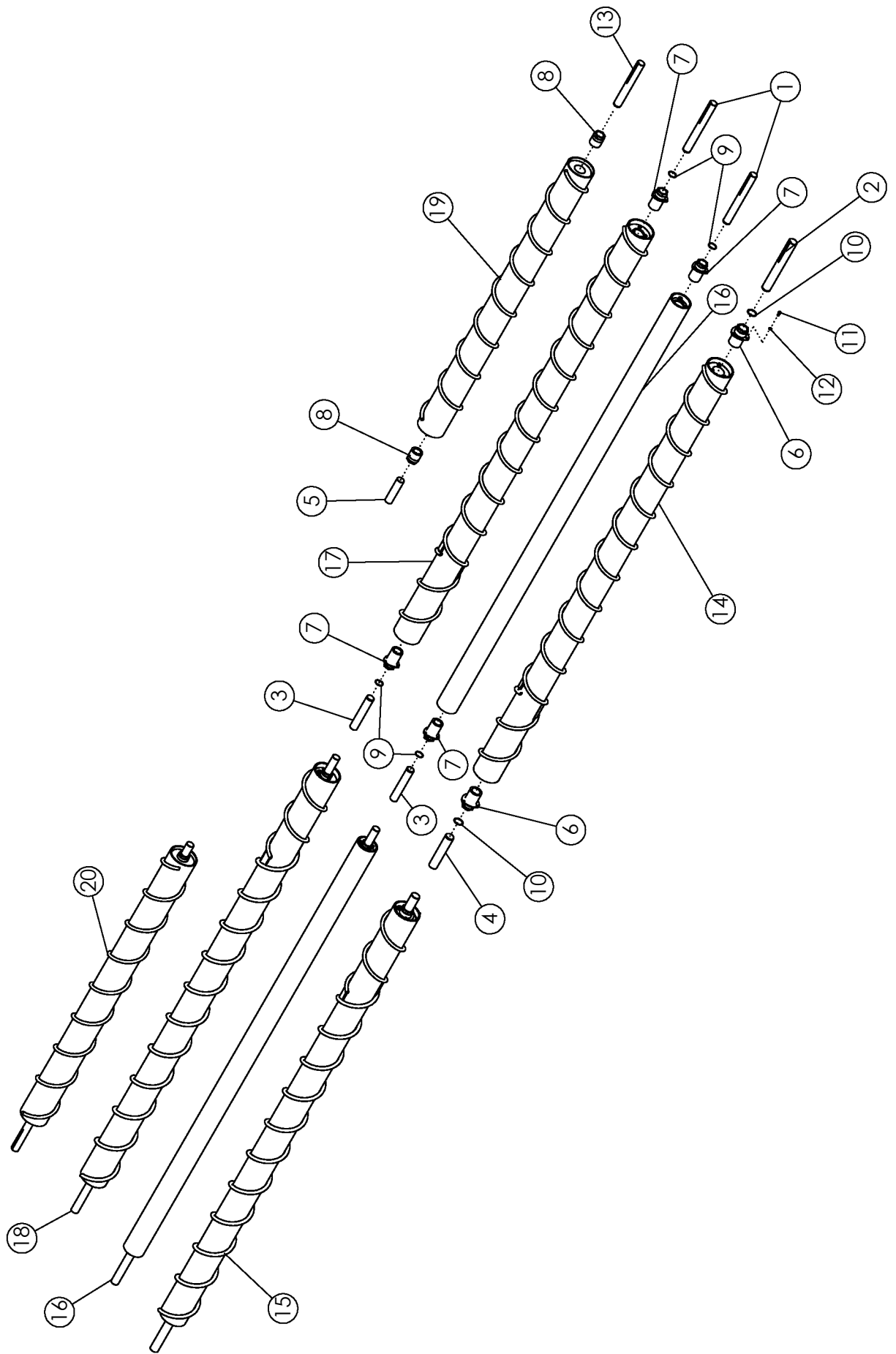
ITEM	PART NO.	DESCRIPTION	QTY
1	301863	WLDMT-PADDLE SPLIT LH 1	1
2	301867	WLDMT-PADDLE SPLIT LH 2	1
3	301871	WLDMT-PADDLE SPLIT LH 3	1
4	301875	PADDLE-RUBBER SOLID	6
5	1013918	BOLT-HEX .63 X 1.750 NC GR5 ZP	6
6	1013004	WASHER-FLAT : SAE.63 ZP	12
7	1016595	NUT-TOPLOCK: .63 NC GR5 ZP	6
8	1030779	BOLT-ELEVATOR: .38 X 1.50 NC ZP	18
9	1011828	WASHER-FLAT: .38 ZP	18
10	1011586	WASHER-LOCK: .38 ZP	18
11	1011576	NUT-HEX: .38 NC GR2 ZP	18
12	301865	WLDMT-PADDLE SPLIT RH 1	1
13	301869	WLDMT-PADDLE SPLIT RH 2	1
14	301873	WLDMT-PADDLE SPLIT RH 3	1



FRONT CLEANING ROLLS

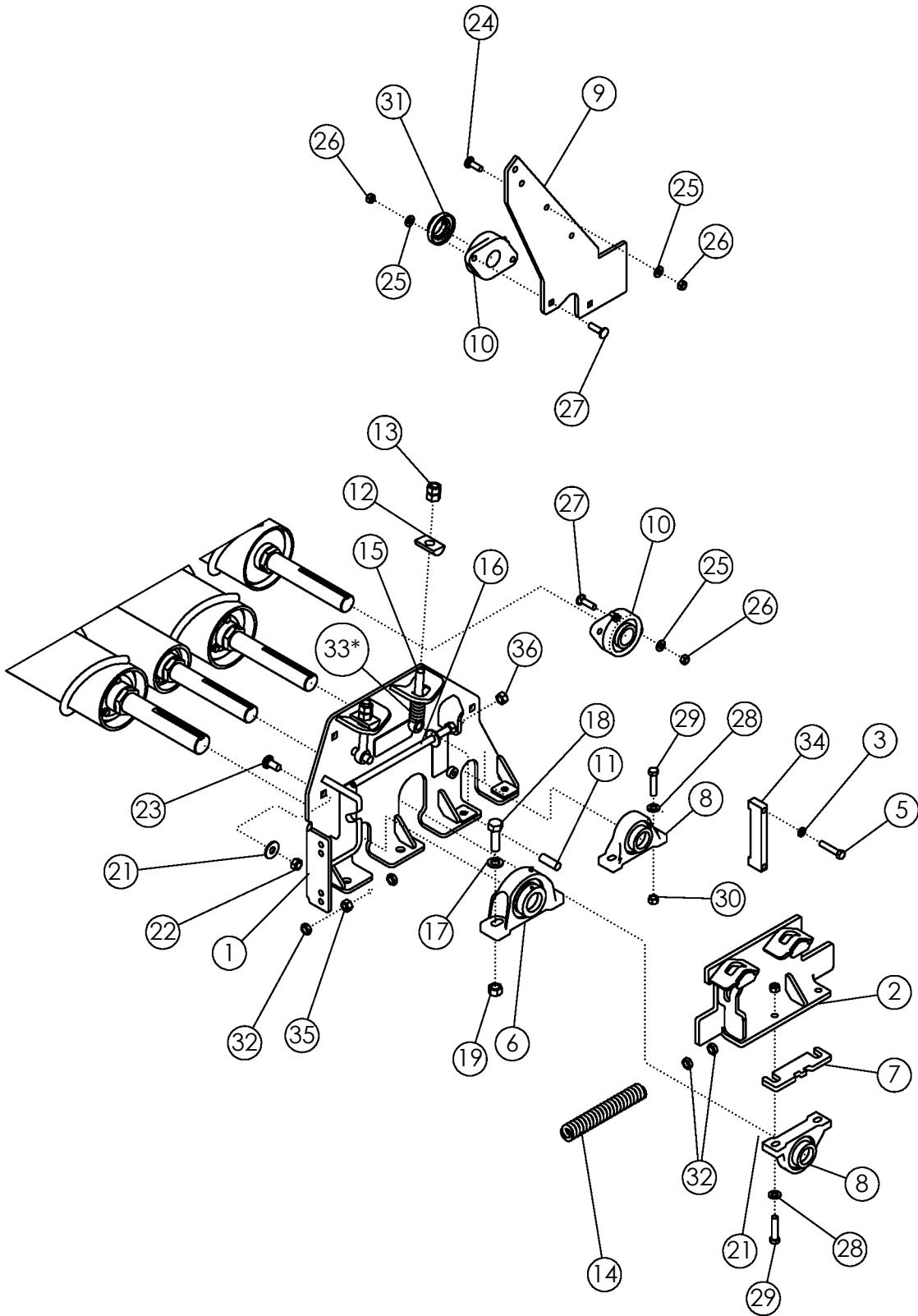
ITEM	PART NO.	DESCRIPTION	QTY
PARTS COMMON TO ALL ROLLS			
1	72542	SHAFT-#2,3,4 DRIVE END	4
2	72539	SHAFT-#1 DRIVE END	2
3	72543	SHAFT-#2,3 IDLER END	4
4	72540	SHAFT-#1 IDLER END	2
5	72794	SHAFT-STUB #4	2
6	64165	TRANTORQUE 2.00 X3.375	4
7	64163	TRANTORQUE 1.75 X3.375	8
8	58459	TRANTORQUE 1.75 HD	4
9	64184	RING-RETAINING 1.75	8
10	64185	RING-RETAINING 2.00	4
11	1011599	BOLT-HEX: .38 X .75 NC GR5 ZP	36
12	1011586	WASHER-LOCK: .38 ZP	36
13	72930	SHAFT-DRIVE #4 12R	2
NUMBER ONE ROLL - - LEFT HAND (COMPLETE)			
14	72533	WLDMT-#1LH SCROLLED-12R-STD-TT	1
	72547	WLDMT-#1LH SCROLLED-12R-POLY-TT	
	73022	WLDMT-#1LH SCROLLED-12R-HRD-TT	
NUMBER ONE ROLL - - RIGHT HAND (COMPLETE)			
15	72534	WLDMT-#1RH SCROLLED-12R-STD-TT	1
	72548	WLDMT-#1RH SCROLLED-12R-POLY-TT	
	73023	WLDMT-#1RH SCROLLED-12R-HRD-TT	
NUMBER TWO ROLL (COMPLETE)			
16	72541	ASSY-#2-12R-5.5" STD-TT	2
	72551	ASSY-#2,12R-5" POLY-TT	
NUMBER THREE ROLL - - LEFT HAND (COMPLETE)			
17	72544	WLDMT-#3LH SCROLLED-12R-STD-TT	1
	72553	WLDMT-#3LH SCROLLED-12R-POLY-TT	
	73024	WLDMT-#3LH SCROLLED-12R-HRD-TT	
	302282	WLDMT-#3LH SCROLLED-12R-STD-TT SHORT	
	302291	WLDMT-#3LH SCROLLED-12R-POLY-TT SHORT	
	302379	WLDMT-#3LH SCROLLED-12R-HRD-TT-SRT	

CONTINUED



FRONT CLEANING ROLLS (CONTINUED)

ITEM	PART NO.	DESCRIPTION	QTY
NUMBER THREE ROLL - - RIGHT HAND (COMPLETE)			
18	72545	WLDMT-#3RH SCROLLED-12R-STD-TT	1
	72554	WLDMT-#3RH SCROLLED-12R-POLY-TT	
	73025	WLDMT-#3RH SCROLLED-12R-HRD-TT	
	302281	WLDMT-#3RH SCROLLED-12R-STD-TT SHORT	
	302290	WLDMT-#3RH SCROLLED-12R-POLY-TT SHORT	
	302378	WLDMT-#3RH SCROLLED-12R-HRD-TT-SRT	
NUMBER FOUR ROLL - - LEFT HAND (COMPLETE)			
19	73247	WLDMT-#4LH SCROLLED-12R-STD-TT	1
	73302	WLDMT-#4LH SCROLLED POLY-12R SHORT	
NUMBER FOUR ROLL - - RIGHT HAND (COMPLETE)			
20	73253	WLDMT-#4RH SCROLLED-12R-STD-TT	1
	73303	WLDMT-#4RH SCROLLED POLY-12R SHORT	

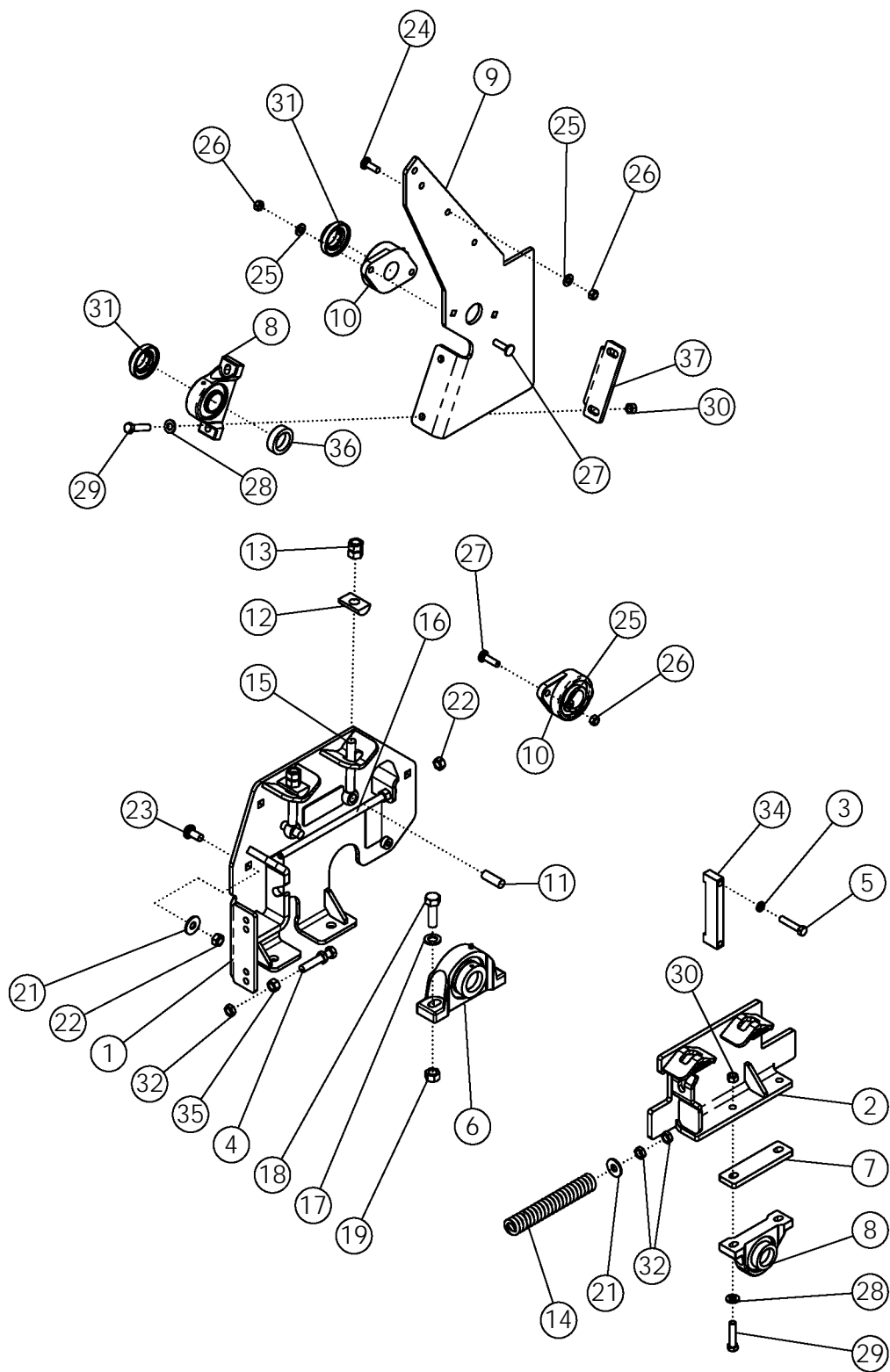


* USED ON CENTER MOUNTS ONLY

FRONT CLEANING ROLL MOUNTING PACKAGE

ITEM	PART NO.	DESCRIPTION	QTY
1	73132	WLDMT-MOUNT LH	2
	73133	WLDMT-MOUNT RH (NOT SHOWN)	2
2	73136	WLDMT-SLIDE MOUNT LH	2
	73137	WLDMT-SLIDE MOUNT RH (NOT SHOWN)	2
3	1011581	WASHER-LOCK: .50 ZP	8
4	303390	BOLT-HEX: .75 X 3.50 NC GR5 ZP FT	4
5	1011610	BOLT-HEX: .50 X 2.50 NC GR5 ZP	8
6	57997	BEARING-PILLOW 2"	4
	73029	ASSY-STEEL PILLOW BLK BRG 2.00"	
7	57792	SHIM-BEARING	4
8	52405	BEARING-PILLOW 1-3/4"	8
	64466	ASSY-STEEL PILLOW BLK BRG 1-3/4"	
9	73272	MOUNT-#4 BEARING	2
10	62134	BEARING-FLANGE 1-3/4"	4
11	56675	ROD ZP	8
12	56680	HALF ROUND 1.5" ZP	8
13	1011620	NUT-HEX: .75 NC GR2 ZP	16
14	57878	SPRING 10"	4
15	56814	BOLT-EYEBOLT: .75 X 6.00 ZP	8
16	56815	WLDMT-BOLT & NUT ZP	4
17	1012634	WASHER-FLAT: SAE .75 ZP	8
18	1016598	BOLT-HEX: .75 X 2.50 NC GR5 ZP	8
19	1017000	NUT-TOPLOCK: .75 NC GR5 ZP	8
20	58635*	BOLT-CRG: .63 X 2.00 NC GR5 ZP (NOT SHOWN)	4
21	1013024	WASHER-FLAT: .63 ZP	16
22	1016595	NUT-TOPLOCK: .63 NC GR5 ZP	16
23	72063	BOLT-CRG: .63 X 1.50 NC GR5 ZP	8
24	1011607	BOLT-HEX: .50 X 1.50 NC GR5 ZP	4
25	1011584	WASHER-FLAT: SAE .50 ZP	12
26	1027461	NUT-TOPLOCK: .50 NC GR5 ZP	12
27	59517	BOLT-CRG: .50 X 1.75 NC GR5 ZP	8
28	59104	WASHER-FLAT: .56 GR8 ZP	16
29	59103	BOLT-HEX: .56 X 2.50 NC GR8 ZP	16
30	59105	NUT-TOPLOCK: .56 NC GR8 ZP	16
31	52383	LOCK PROTECTOR 1-3/4"	2
32	1026259	NUT-JAM: .63 NC GR2 ZP	16
33	57877*	SPRING 3"	4
34	56677	PLATE-RETAINING	4
35	1011578	NUT-HEX: .63 NC GR2 ZP	4
36	59316	NUT-CENTERLOCK: .625 NC GR5 ZP	1

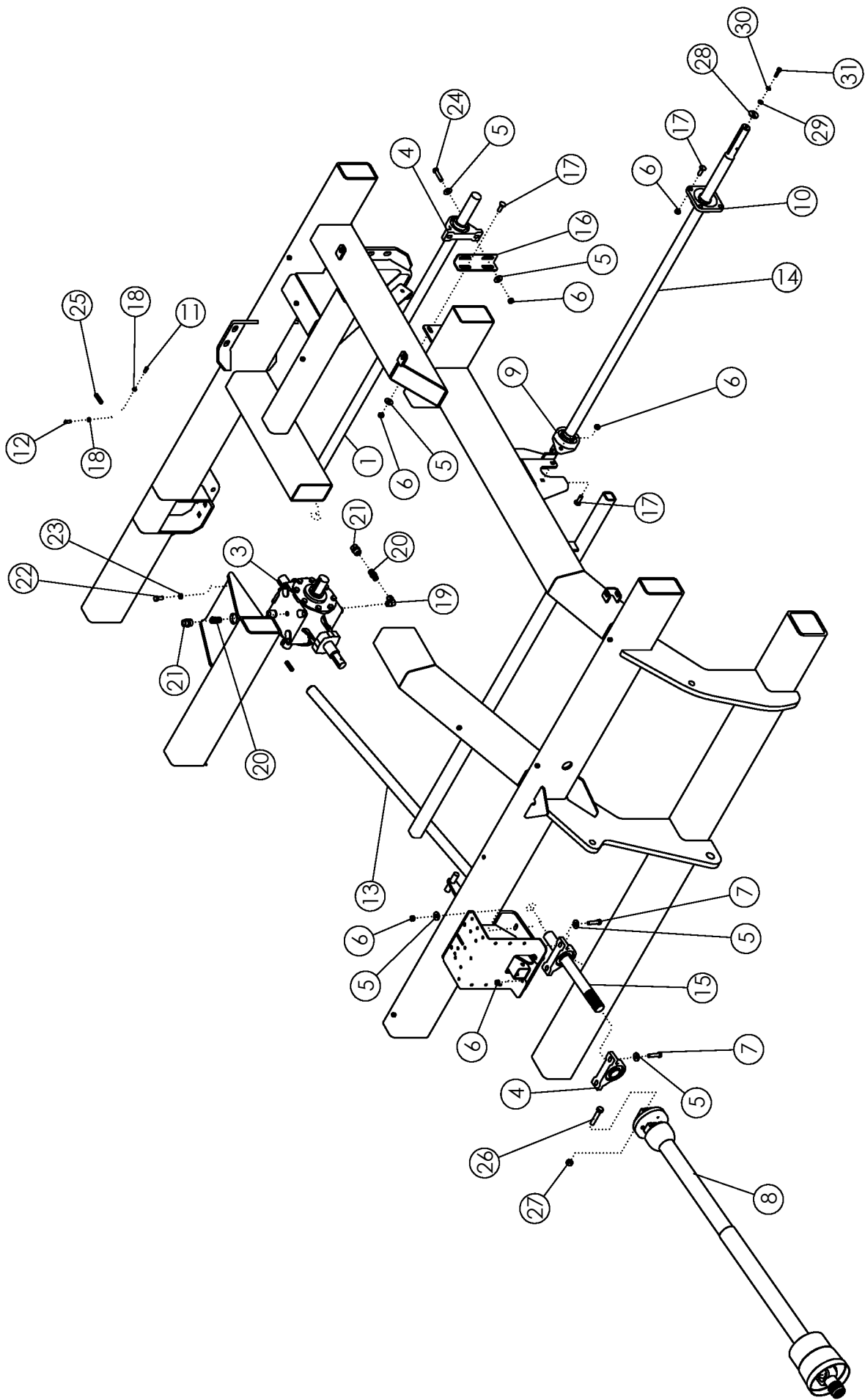
* USED ON CENTER MOUNTS ONLY



FRONT CLEANING ROLL MOUNTING PACKAGE - SHORT #3 GRABROLL (OPTION)

ITEM	PART NO.	DESCRIPTION	QTY
1	302294	WLDMT-MOUNT LH	2
	302292	WLDMT-MOUNT RH (NOT SHOWN)	2
2	73136	WLDMT-SLIDE MOUNT LH	2
	73137	WLDMT-SLIDE MOUNT RH (NOT SHOWN)	2
3	1011581	WASHER-LOCK: .50 ZP	8
4	1032273	BOLT-TAP: .63 X 3.50 NC GR5 ZP	4
5	1011610	BOLT-HEX: .50 X 2.50 NC GR5 ZP	8
6	57997	BEARING-PILLOW 2"	4
7	57792	SHIM-BEARING	4
8	52405	BEARING-PILLOW 1-3/4"	8
9	302299	PLATE-MOUNT#4 BEARING LH	1
	302296	PLATE-MOUNT#4 BEARING RH (NOT SHOWN)	1
10	62134	BEARING-FLANGE 1-3/4"	4
11	56675	ROD ZP	8
12	56680	HALF ROUND 1.5" ZP	8
13	1011620	NUT-HEX: .75 NC GR2 ZP	16
14	57878	SPRING 10"	4
15	56814	BOLT-EYEBOLT: .75 X 6.00 ZP	8
16	56815	WLDMT-BOLT & NUT ZP	4
17	1012634	WASHER-FLAT: SAE .75 ZP	8
18	1016598	BOLT-HEX: .75 X 2.50 NC GR5 ZP	8
19	1017000	NUT-TOPLOCK: .75 NC GR5 ZP	8
20	58635*	BOLT-CRG: .63 X 2.00 NC GR5 ZP (NOT SHOWN)	4
21	1013024	WASHER-FLAT: .63 ZP	16
22	1016595	NUT-TOPLOCK: .63 NC GR5 ZP	16
23	72063	BOLT-CRG: .63 X 1.50 NC GR5 ZP	8
24	1011607	BOLT-HEX: .50 X 1.50 NC GR5 ZP	4
25	1011584	WASHER-FLAT: SAE .50 ZP	12
26	1027461	NUT-TOPLOCK: .50 NC GR5 ZP	12
27	59517	BOLT-CRG: .50 X 1.75 NC GR5 ZP	8
28	59104	WASHER-FLAT: .56 GR8 ZP	16
29	59103	BOLT-HEX: .56 X 2.50 NC GR8 ZP	16
30	59105	NUT-TOPLOCK: .56 NC GR8 ZP	16
31	52383	LOCK PROTECTOR 1-3/4"	4
32	1026259	NUT-JAM: .63 NC GR2 ZP	16
33	57877*	SPRING 3" (NOT SHOWN)	4
34	56677	PLATE-RETAINING	4
35	1011578	NUT-HEX: .63 NC GR2 ZP	4
36	52382	SEAL PROTECTOR	2
37	302326	PLATE-BENT	2

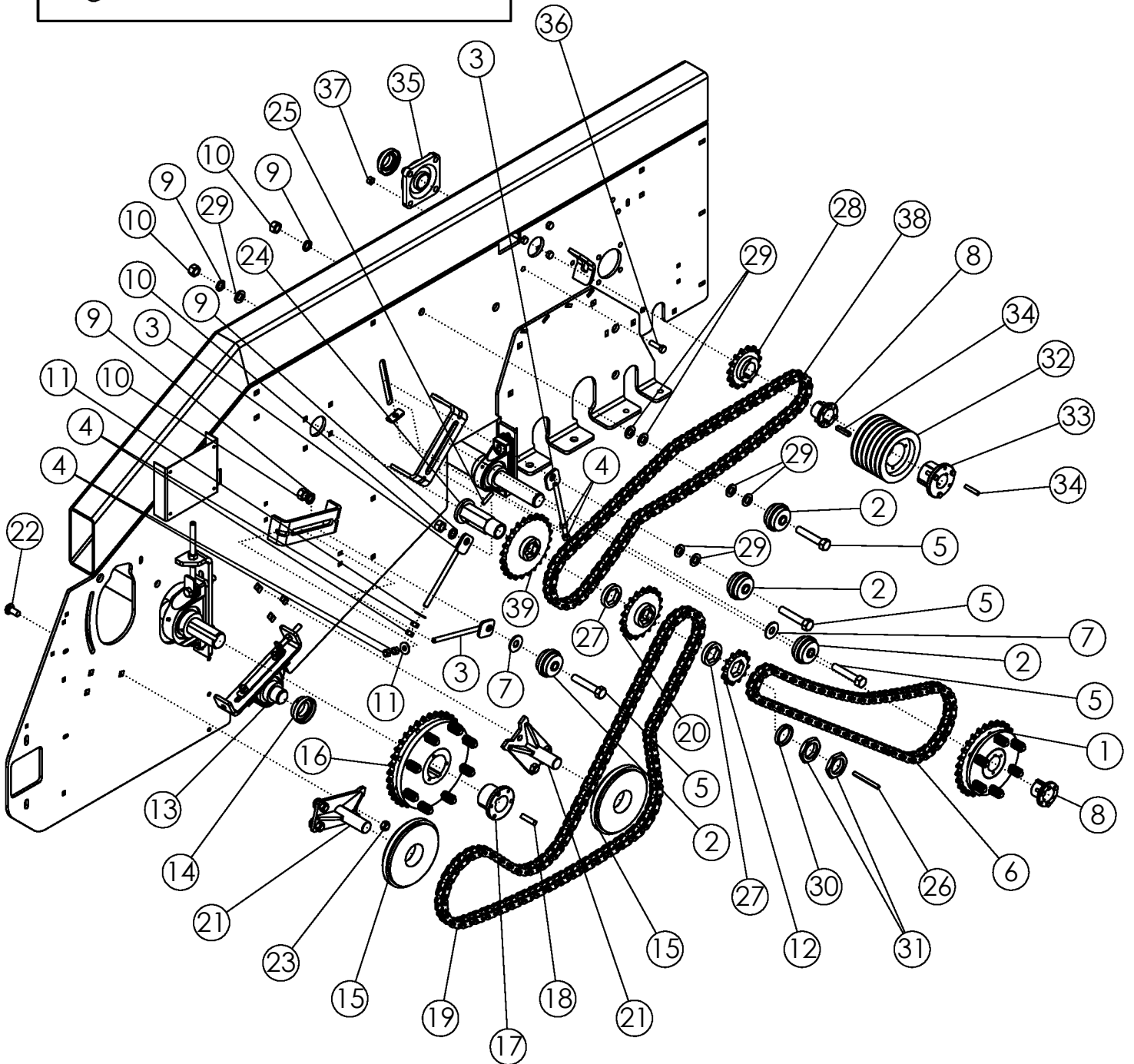
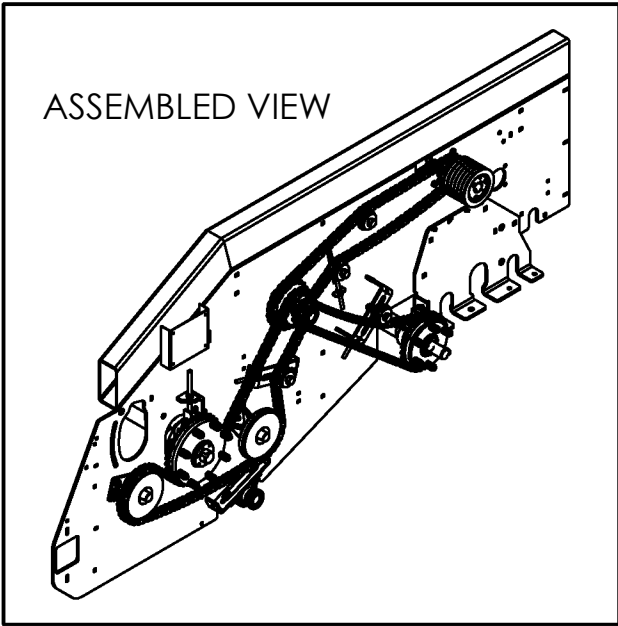
* USED ON CENTER MOUNTS ONLY



MAIN DRIVE

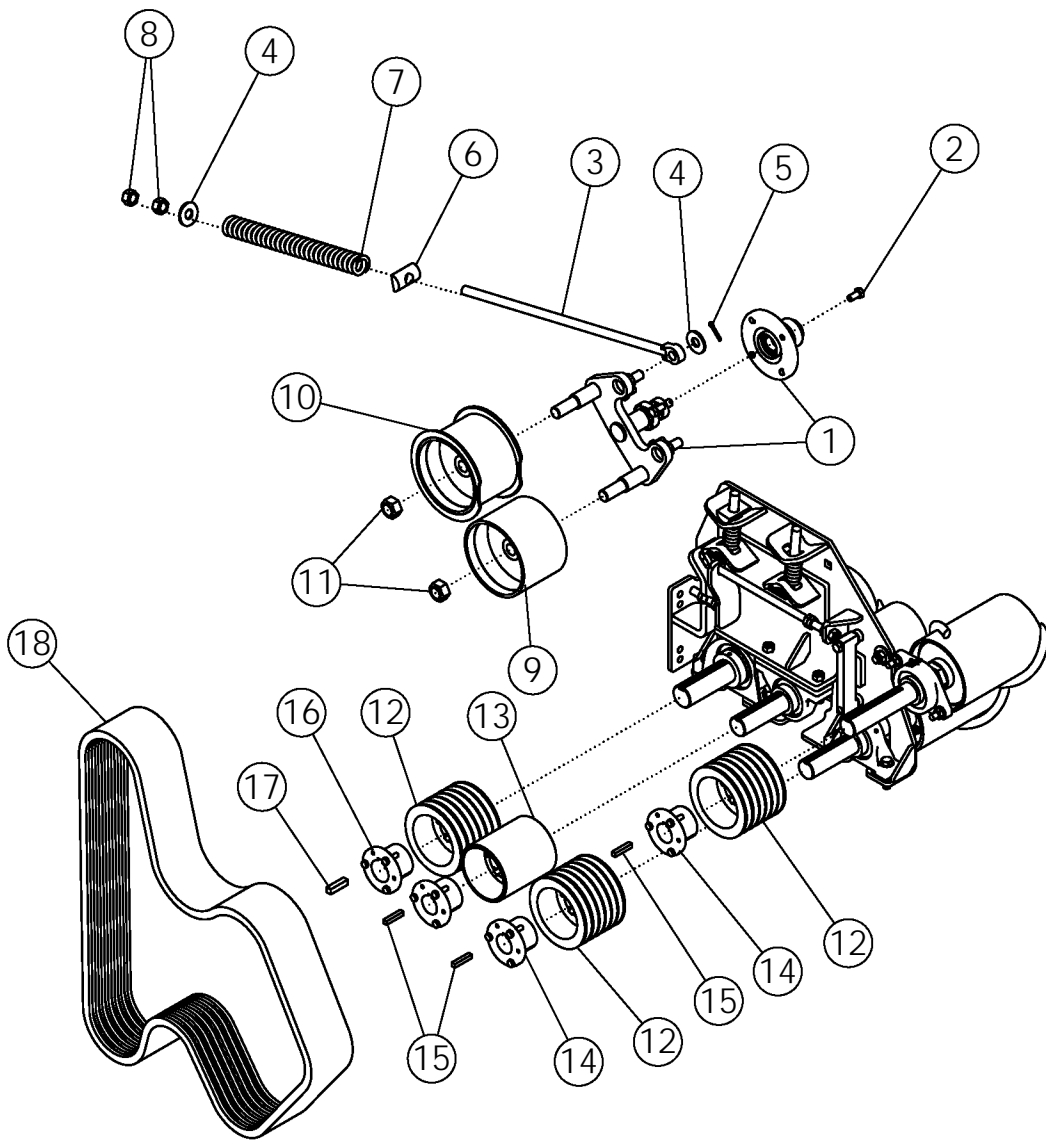
ITEM	PART NO.	DESCRIPTION	QTY
1	73140	SHAFT-DRIVE CROSS 12R	2
2	53642	U-JOINT, 35 SERIES W/EXTENDED LUBE	5
3	73131	GEARBOX-PRARIE 1.82:1 4 WAY	1
	300142	GEARBOX-PRAIRIE (1.82:1) W/ SAE C MOUNT BLK	
4	52405	BEARING-PILLOW 1.75"	4
5	1014443	WASHER-FLAT: .50 ZP	18
6	1027461	NUT-TOPLOCK: .50 NC GR5 ZP	24
7	1017708	BOLT-HEX: .50 X 2.25 NC GR5 ZP	4
8	301558	PTO-CV 1-3/4"-20 X 90 WEASLER (HRV)	1
9	62134	BEARING-FLANGE 1.75 2-BOLT	2
10	52404	BEARING-FLANGE 1.75	2
11	1032511	SCREW-SET:SQ HD .38 X .75	10
12	50813	SCREW-SET: SQ HD .38 X 1.00 ZP	10
13	73141	SHAFT-DRIVE 12R FRONT	1
14	73143	SHAFT JACK 1.75	2
15	72078	SPLINE SHAFT	1
16	68274	PLATE-BEARING SUPPORT	2
17	1011660	BOLT-CRG: .50 X 1.50 NC GR5 ZP	16
18	1013519	NUT-JAM: .38 NC GR2 ZP	20
19	64033	FTG-ELBOW: 8MP-8FP 90	1
20	69128	FTG-ADAPTER: 8MP-8MP 4" LONG	2
21	55730	FTG-ADAPTER: 8FP-8FP	2
22	1032509	BOLT-HEX: .63 X 1.25 NC GR5 ZP	4
23	1011813	WASHER-LOCK: .63 ZP	4
24	1011609	BOLT-HEX: .50 X 2.00 NC GR5 ZP	4
25	50152	KEY .38 X .38 X 2.00	10
26	1030704	BOLT-HEX: .63 X 3.25 NC GR8 ZP	2
27	1016595	NUT-TOPLOCK: .63 NC GR5 ZP	2
28	303713	PLATE-KEY RETAINER ZP	2
29	1014608	WASHER-FLAT: SAE .38 ZP	2
30	1011586	WASHER-LOCK: .38 ZP	2
31	1011602	BOLT-HEX: .38 X 1.50 NC GR5 ZP	2

ASSEMBLED VIEW



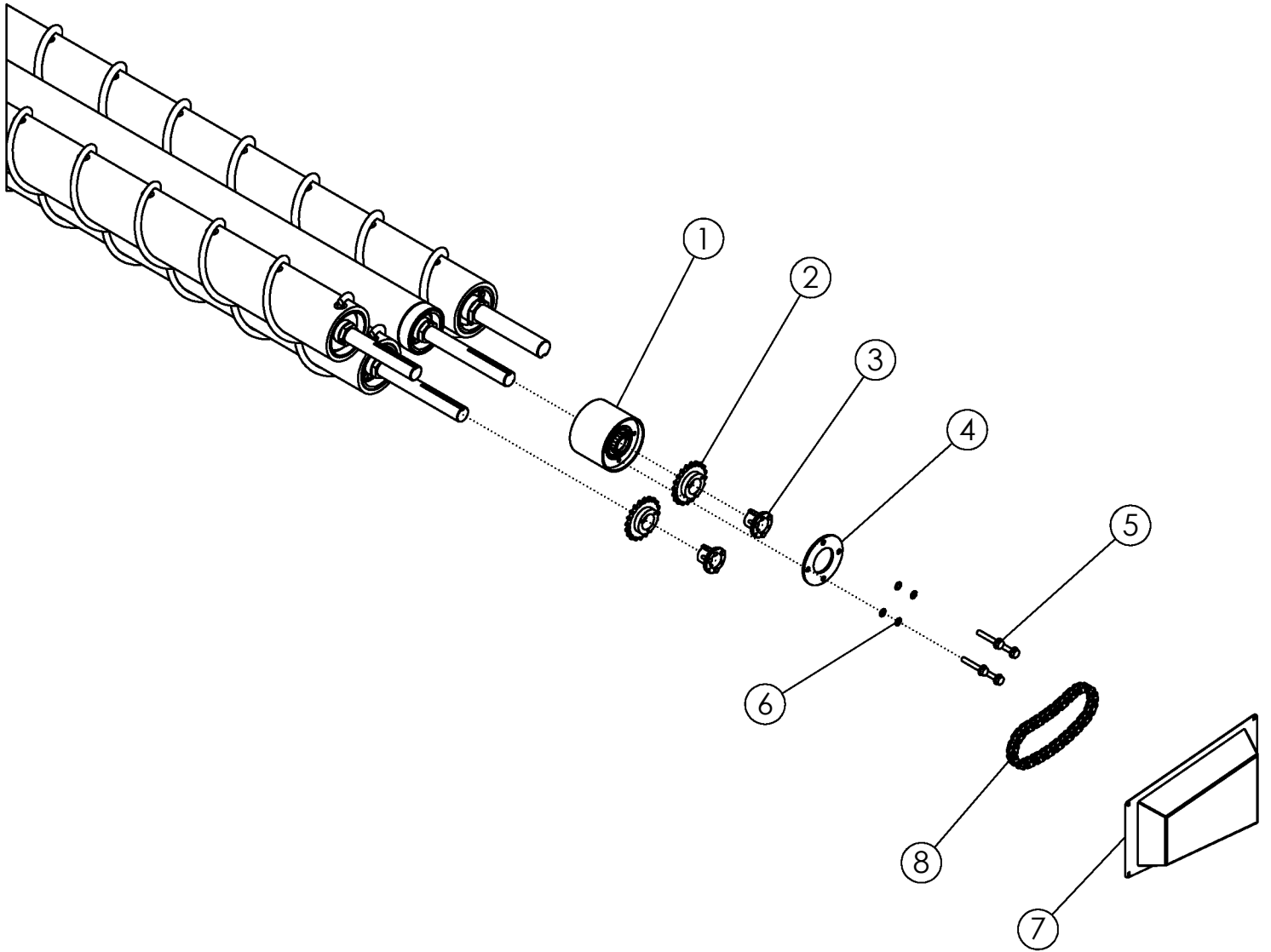
MAIN DRIVE-SIDE COMPONENTS

ITEM	PART NO.	DESCRIPTION	QTY
1	72030	SPROCKET-CLUTCH 80P28 PRESET	2
2	72080	IDLEMASTER X.75	8
3	56864	ADJUSTER - ZP	6
4	1011577	NUT-HEX: .50 NC GR2 ZP	12
5	1011625	BOLT-HEX: .75 X 4.00 NC GR5 ZP	8
6	302811	CHAIN-ROLLER 80H-1R-83	2
7	1030702	WASHER-FLAT .75 ZP	4
8	53641	HUB P1 1.75 (WTH KEY)	4
9	1012061	WASHER-LOCK: .75 ZP	8
10	1011620	NUT-HEX: .75 NC GR2 ZP	8
11	1014443	WASHER-FLAT: .50 ZP	4
12	72089	SPROCKET 8012 HEX BORE	2
13	52405	BEARING-PILLOW 1-3/4"	2
14	52382	SEAL PROTECTOR 1-3/4"	2
15	56851	IDLEMASTER 8.50 X 1.44	4
16	57993	SPROCKET-CLUTCH 80Q36 PRESET	2
17	50385	HUB Q1 2"	2
18	57995	KEY .50 X .50 X 2.00	2
19	302810	CHAIN-ROLLER 80H-1R-122	2
20	303346	WLDMT-8019 SPROCKET HEX BORE ZP	2
	303347	WLDMT-8015 SPROCKET HEX BORE ZP	2
21	69625	WLDMT-IDLER PADDLE SHAFT	4
22	72063	BOLT-CRG: .63 X 1.50 NC GR5 ZP	12
23	1016595	NUT-TOPLOCK: .63 NC GR5 ZP	12
24	303349	WELDT-72082 HEX HUB W/END CAP	2
25	72084	PIN-ROLL: .25 X 2.25 NP	2
26	72085	KEY .38 X .38 X 2.00	2
27	303342	PLATE-HEX HUB SPACER	4
28	64155	SPROCKET H80-P15	2
29	1012634	WASHER-FLAT: SAE .75 ZP	14
30	72470	PLATE-SPACER	2
31	72090	NUT-JAM 1.875-16UN 2B ZP	4
32	56646	SHEAVE 6TB62	2
33	50335	HUB Q1 1-3/4"	2
34	50152	KEY .38 X .38 X 2.00	2
35	52404	BEARING-FLANGE 1.75 NOT TO SPEC	2
36	1011608	BOLT-HEX: .50 X 1.75 NC GR5 ZP	8
37	1027461	NUT-TOPLOCK: .50 NC GR5 ZP	8
38	302809	CHAIN-ROLLER CP 80H-1R-94	2
39	303344	WELDT-8024 SPROCKET HEX BORE ZP	2



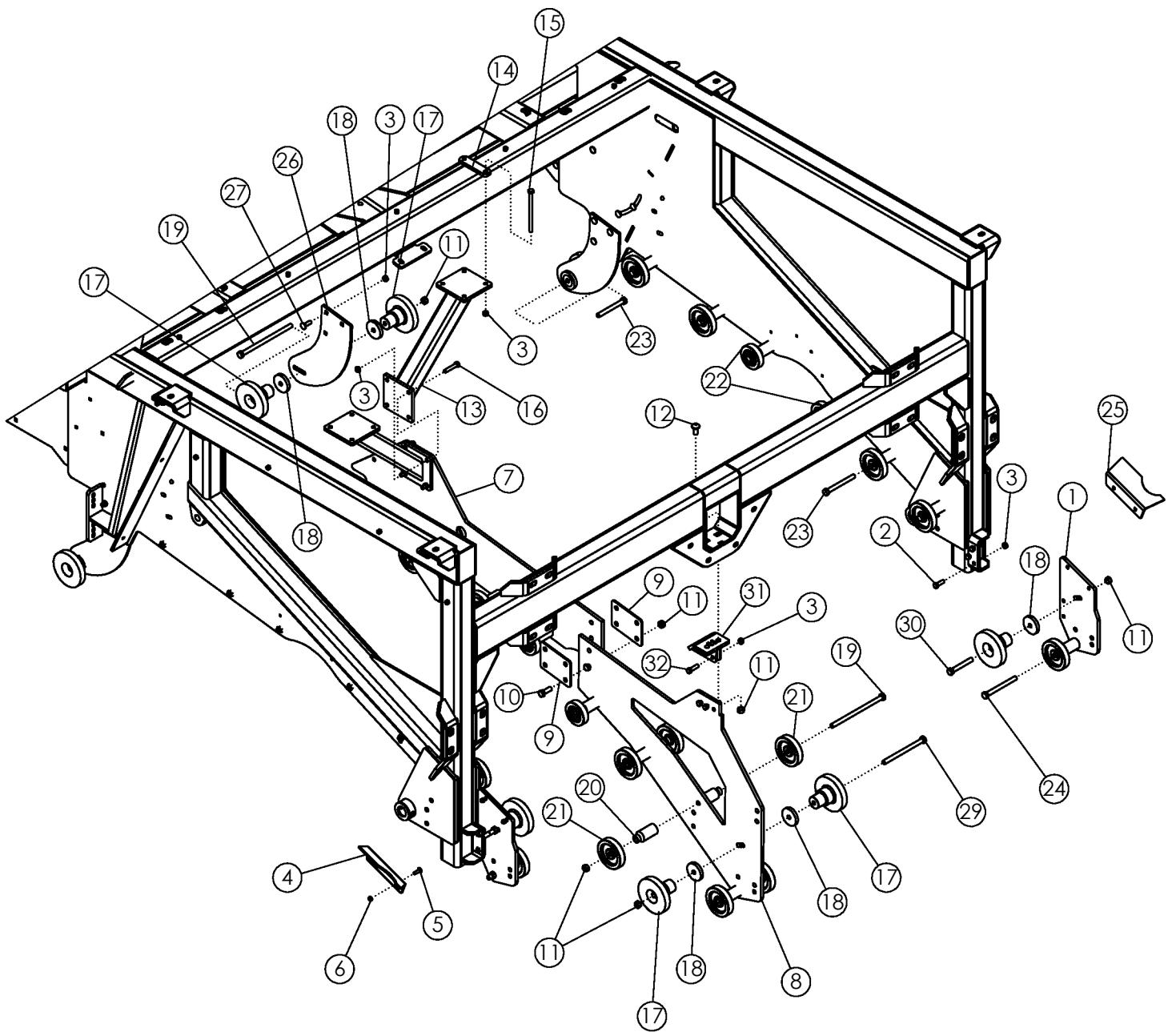
FRONT CLEANING ROLL DRIVE

ITEM	PART NO.	DESCRIPTION	QTY
1	72058	ASSY-SPINDLE & HUB	2
2	1015558	BOLT-HEX: .50 X 1.00 NF GR5 ZP	8
3	72057	ROD END .75 X27.50	2
4	1030702	WASHER-FLAT: .75 ZP	4
5	1012375	PIN-COTTER .19 X 1.50 NP	2
6	56680	HALF ROUND 1.5" ZP	2
7	56853	SPRING-BLACK	2
8	1011620	NUT-HEX: .75 NC GR2 ZP	4
9	50387	WLDMT-IDLER	2
10	57933	WLDMT- IDLER	2
11	1016969	NUT-TOPLOCK: 1.00 NC GR5 ZP	4
12	56646	SHEAVE 6TB62	6
13	56396	WLDMT-PULLEY 6R	2
14	50335	HUB Q1 1-3/4"	6
15	50152	KEY .38 X .38 X 2.00	6
16	50385	HUB Q1 2"	2
17	57995	KEY .50 X .50 X 2.00	2
18	72056	V-BELT 6B108	2



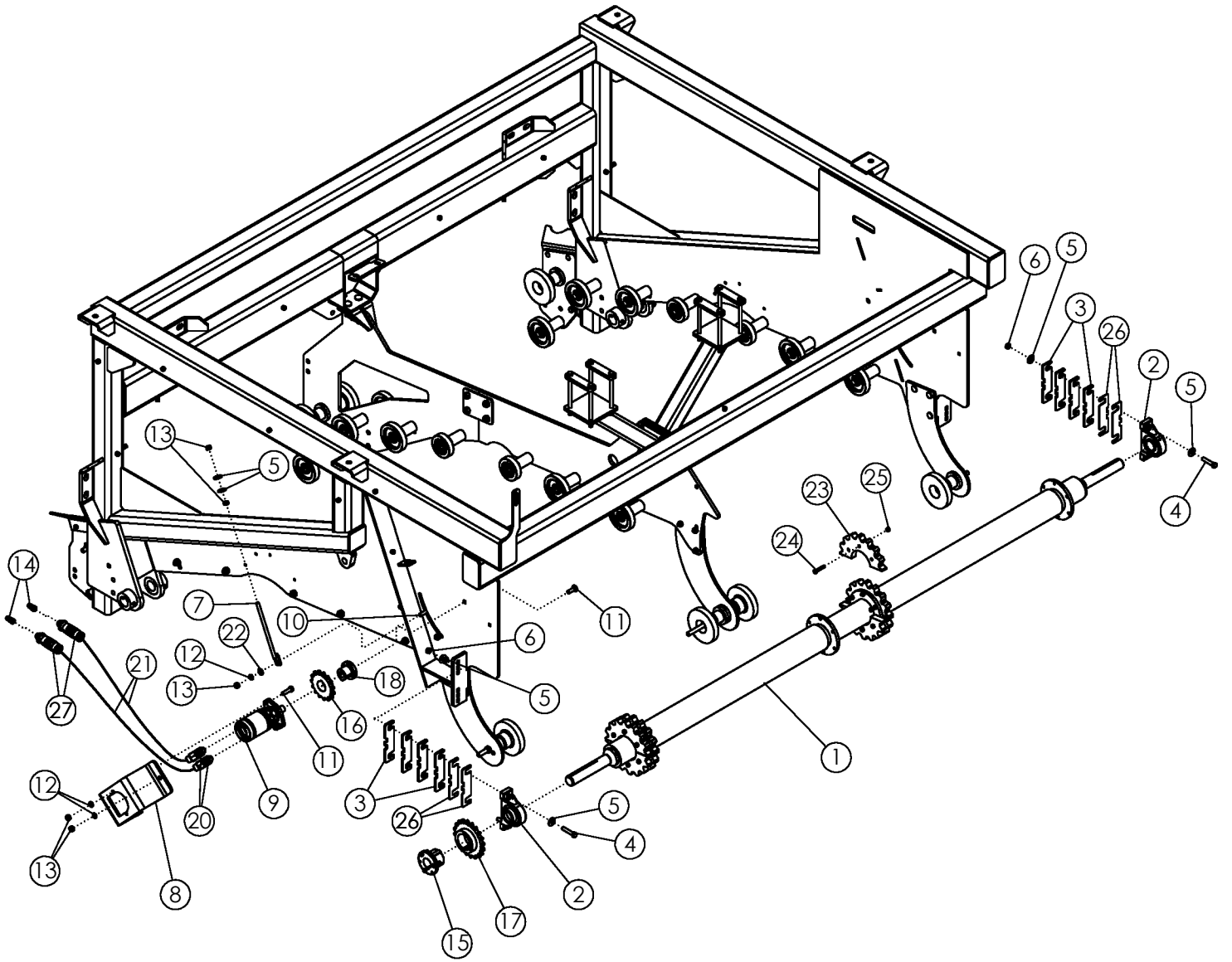
FRONT CLEANING ROLL DRIVE (REVERSIBLE)

ITEM	PART NO.	DESCRIPTION	QTY
1	301821	ASSY-REVERSE PULLEY 6R W/LOCK COLLAR	2
2	53649	SPROCKET H60-P20 7227-12	4
3	53641	HUB P1 1-3/4" (WTH KEY)	4
4	301718	PLATE-REVERSE GRABROLL COVER	2
5	301936	BOLT-FLG: .50 X 2.50 NC GR8 YZP	8
6	301937	WASHER-STAR: .50 ZP	8
7	303489	WLDMT-GRABROLL COVER	2
8	303567	CHAIN-ROLLER CP 60H-1R-045	2



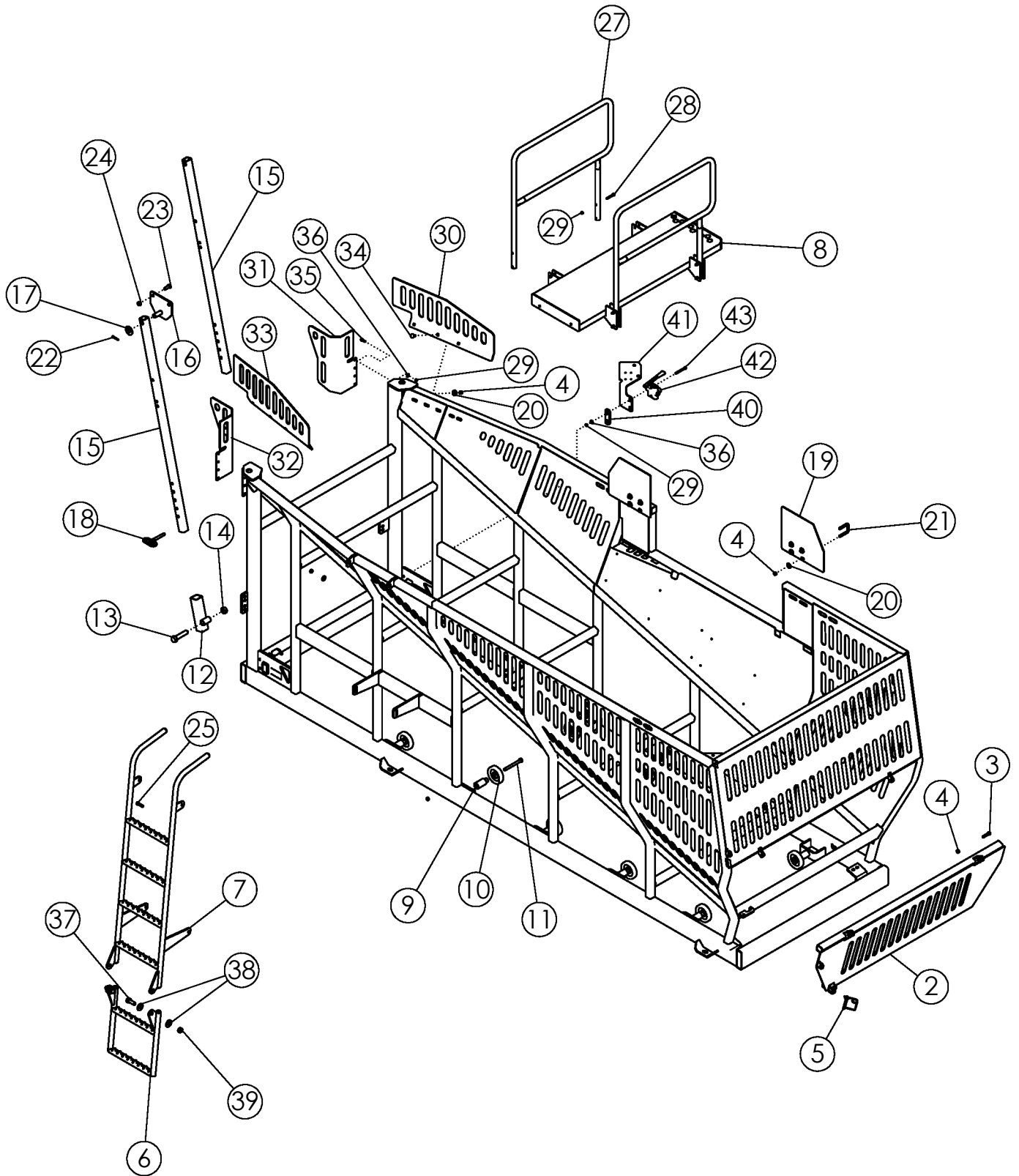
WHEEL JUMP CHAIN

ITEM	PART NO.	DESCRIPTION	QTY
1	73276	PLATE-LOWER IDLER MNT RH	2
2	1011607	BOLT-HEX: .50 X 1.50 NC GR5 ZP	4
3	1027461	NUT-TOPLOCK: .50 NC GR5 ZP	28
4	73285	PLATE-FILLER ANGLE RH	1
5	1016362	BOLT-CRG: .38 X 1.25 NC GR5 ZP	4
6	1016999	NUT-TOPLOCK: .38 NC GR5 ZP	4
7	73361	PLATE-CENTER PANEL REAR	1
8	73359	VLDMT-CENTER PANEL FRONT	1
9	73362	PLATE-BOLTING	2
10	1013918	BOLT-HEX: .63 X 1.75 NC GR5 ZP	4
11	1016595	NUT-TOPLOCK: .63 NC GR5 ZP	33
12	72063	BOLT-CRG: .63 X 1.50 NC GR5 ZP	2
13	72855	VLDMT-CENTER PANEL MNT	2
14	58204	BAR - BOLTING	4
15	1032525	BOLT-HEX: .50 X 8.00 NC GR5 ZP	8
16	1011610	BOLT-HEX: .50 X 2.50 NC GR5 ZP	4
17	54042	ROLLER-STEP 6"	8
18	62932	PLATE-SHIM .50 ZP	8
19	72773	BOLT-HEX: .63 X 11.00 NC GR5 ZP	8
20	64192	STAND OFF	28
21	53825	BOGIE WHEEL 5"	20
22	53854	BOGIE WHEEL 4"	8
23	1013068	BOLT-HEX: .63 X 6.00 NC GR5 ZP	14
24	1012913	BOLT-HEX .63 X 6.50 NC GR5 ZP	2
25	73286	PLATE-FILLER ANGLE LH	1
26	300283	PLATE-IDLER MOUNT	3
27	1011660	BOLT-CRG: .50 X 1.50 NC GR5 ZP	9
28	300278	BELT-45MM JUMP CHAIN 12R WH (NOT SHOWN)	2
	302381	BELT-45MM JUMP CHAIN 12R WHEEL SHORT#3	
29	1030762	BOLT-HEX: .63 X 8.50 NC GR5 ZP	1
30	1013935	BOLT-HEX: .63 X 4.50 NC GR5 ZP	2
31	301814	VLDMT-CENTER PANEL MOUNTING BRACKET	1
32	1011608	BOLT-HEX: .50 X 1.75 NC GR5 ZP	3



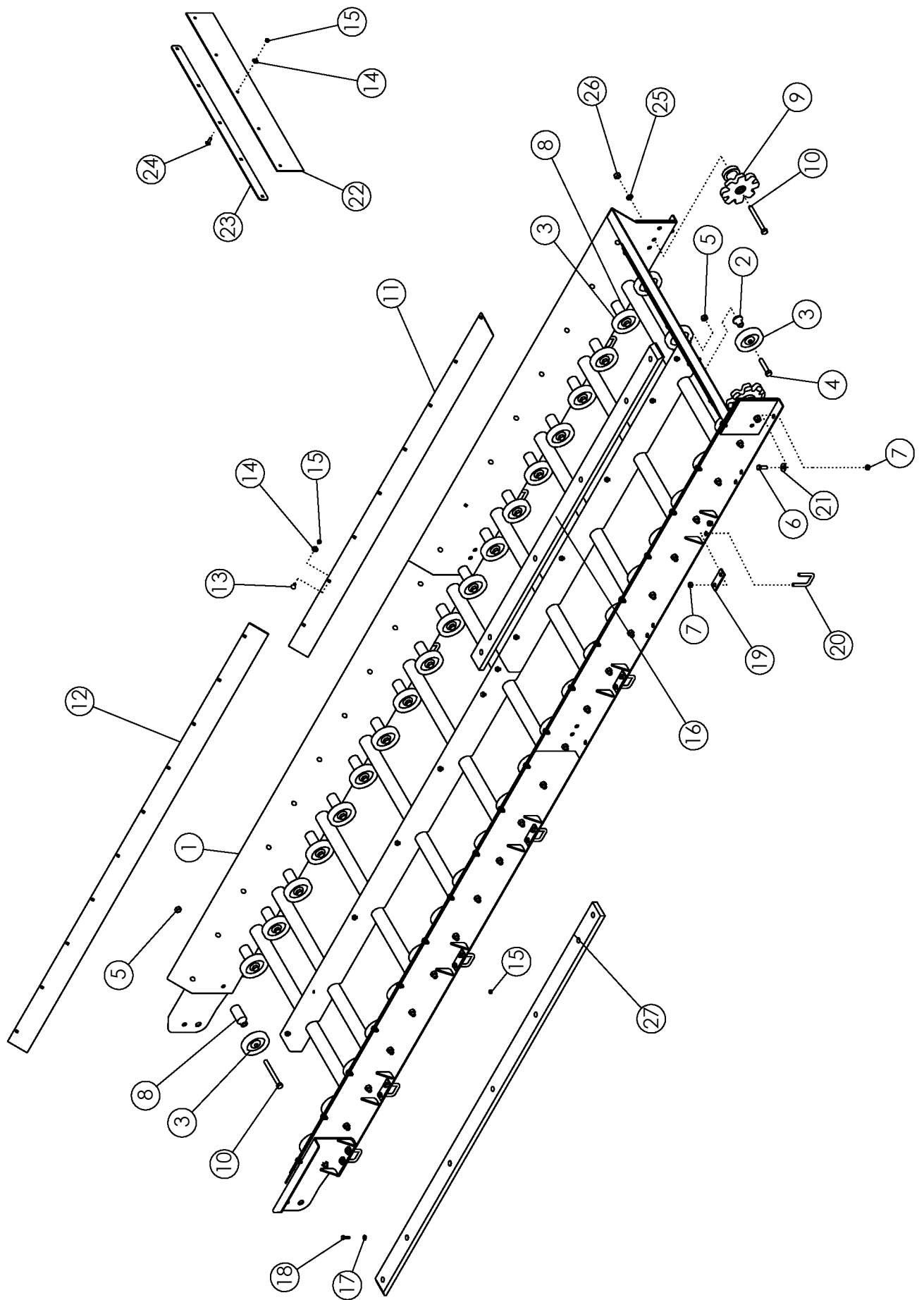
WHEEL JUMP DRIVE

ITEM	PART NO.	DESCRIPTION	QTY
1	73363	WLDMT-TOP JUMP SHAFT 52" 12R	1
2	52405	BEARING-PILLOW 1-3/4"	2
3	56672	SHIM-BEARING ZP	8
4	1011612	BOLT-HEX: .50 X 3.50 GR5 ZP	4
5	1014443	WASHER-FLAT: .50 ZP	8
6	1027461	NUT-TOPLOCK: .50 NC GR5 ZP	4
7	69670	WLDMT-ADJUSTMENT ROD ZP	1
8	301189	PLATE-MOTOR MNT SLIDE	1
9	58987	MOTOR-HYDRAULIC 20 IN ³ /REV	1
	57880	SEAL KIT FOR 58987	
10	59517	BOLT-CRG: .50 X 1.75 NC GR5 ZP	1
11	1011660	BOLT-CRG: .50 X 1.50 NC GR5 ZP	4
12	1011581	WASHER-LOCK: .50 ZP	3
13	1011577	NUT-HEX: .50 NC ZP	5
14	36290	PIONEER TIP 8015-15 (#8 ORB)	2
15	50335	HUB Q1 1-3/4"	1
16	64155	SPROCKET H80-P15	1
17	56650	SPROCKET H80-Q20	1
18	53719	HUB P1 1-1/4" 5/16" KEY	1
19	303564	CHAIN-ROLLER CP 80H-1R-46 (NOT SHOWN)	1
20	56229	FTG-ELBOW: 10MB-8MJ-45	2
21	300179	HOSE: .50 X 384 8MB-8FJX	2
22	1011584	WASHER-FLAT: SAE .50 ZP	5
23	301333	SPROCKET-45MM 16T 1" THICK PAIR	4
24	1011725	BOLT-HEX: .38 X 2.00 NC GR5 ZP	24
25	1016999	NUT-TOPLOCK: .38 NC GR5 ZP	24
26	300146	SHIM-BEARING .120 THK	4
27	303852	HYD LABEL: .50 GREEN/YELLOW SET	1



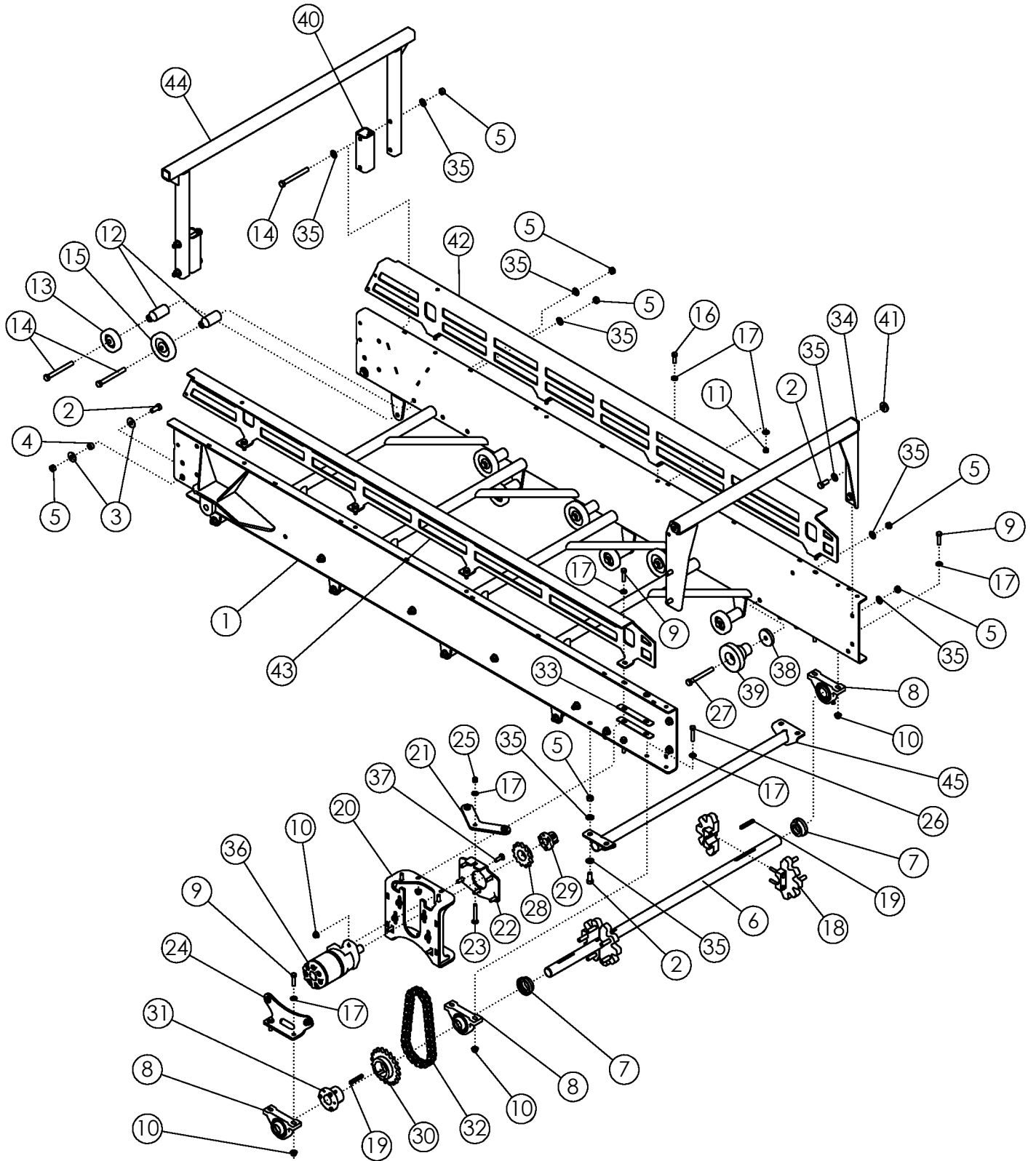
TANK 12R WHEEL

ITEM	PART NO.	DESCRIPTION	QTY
1	301793	WLDMT-TANK 12R WHEEL	1
2	301788	WLDMT-TANK DOOR 12R	1
3	1017708	BOLT-HEX: .50 x 2.25 NC GR5 ZP	1
4	1027461	NUT-TOPLOCK: .50 NC GR5 ZP	30
5	52408	SPRING PIN .50 X 3.50	1
6	72435-2	WLDMT-LADDER BOTTOM 2 RUNG 12R	1
7	72420	WLDMT-LADDER TOP	1
8	72824	WLDMT-CATWALK 12R	1
9	64192	STAND OFF	10
10	53825	BOGIE WHEEL 5"	10
11	1013068	BOLT-HEX: .63 X 6.00 NC GR5 ZP	10
12	54788	WLDMT-LOCK SLIDE	1
13	72956	BOLT-HEX: 1.00 X 4.50 NC GR8 ZP	1
14	1016969	NUT-TOPLOCK: 1.00 NC GR5 ZP	1
15	302343	TUBE-LOCK	2
16	54785	WLDMT-LOCK BRACKET	1
17	1020685	WASHER-FLAT: 1.00	1
18	1030947	PIN-HITCH: .63 X 4.00 ZP	1
19	57917	PLATE	2
20	1014443	WASHER-FLAT: .50 ZP	18
21	65658	U-BOLT: .50 X 3 X 2.06 X 3	4
22	1016944	PIN-COTTER: .25 X 2.00 ZP	1
23	1014349	BOLT-HEX: .63 X 1.50 NC GR5 ZP	1
24	1016595	NUT-TOPLOCK: .63 NC GR5 ZP	1
25	1011608	BOLT-HEX: .50 X 1.75 NC GR5 ZP	1
27	72857	WLDMT-SIDE RAIL	2
28	1015174	BOLT-HEX: .38 X 2.50 NC GR5 ZP	8
29	1016999	NUT-TOPLOCK: .38 NC GR5 ZP	19
30	301994	PLATE-TANK DEFLECTOR 12R REAR EXTENDED	1
31	301995	PLATE-BOOM DEFLECTOR 12R REAR EXTENDED	1
32	301997	PLATE-BOOM DEFLECTOR 12R FRONT EXTENDED	1
33	301996	PLATE-TANK DEFLECTOR 12R FRONT EXTENDED	1
34	1023854	BOLT-CRG: .50 X 1.25 NC GR5 ZP	10
35	1011601	BOLT-HEX: .38 X 1.25 NC GR5 ZP	8
36	1011828	WASHER-FLAT .38 ZP	10
37	1012060	BOLT-HEX: .75 X 2.00 NC GR5 ZP	2
38	1030702	WASHER-FLAT: .75 ZP	4
39	1017000	NUT-TOPLOCK: .75 NC GR5 ZP	2
40	303787	PLATE-ELEVATOR VALVE SPACER	1
41	72469	GUARD-SELECTOR VALVE	1
42	58470	VALVE-SELECTOR PAINTED (6 WAY)	1
43	58176	BOLT-HEX: .38 X 3.50 NC GR5 ZP	2



ELEVATOR ASSEMBLY

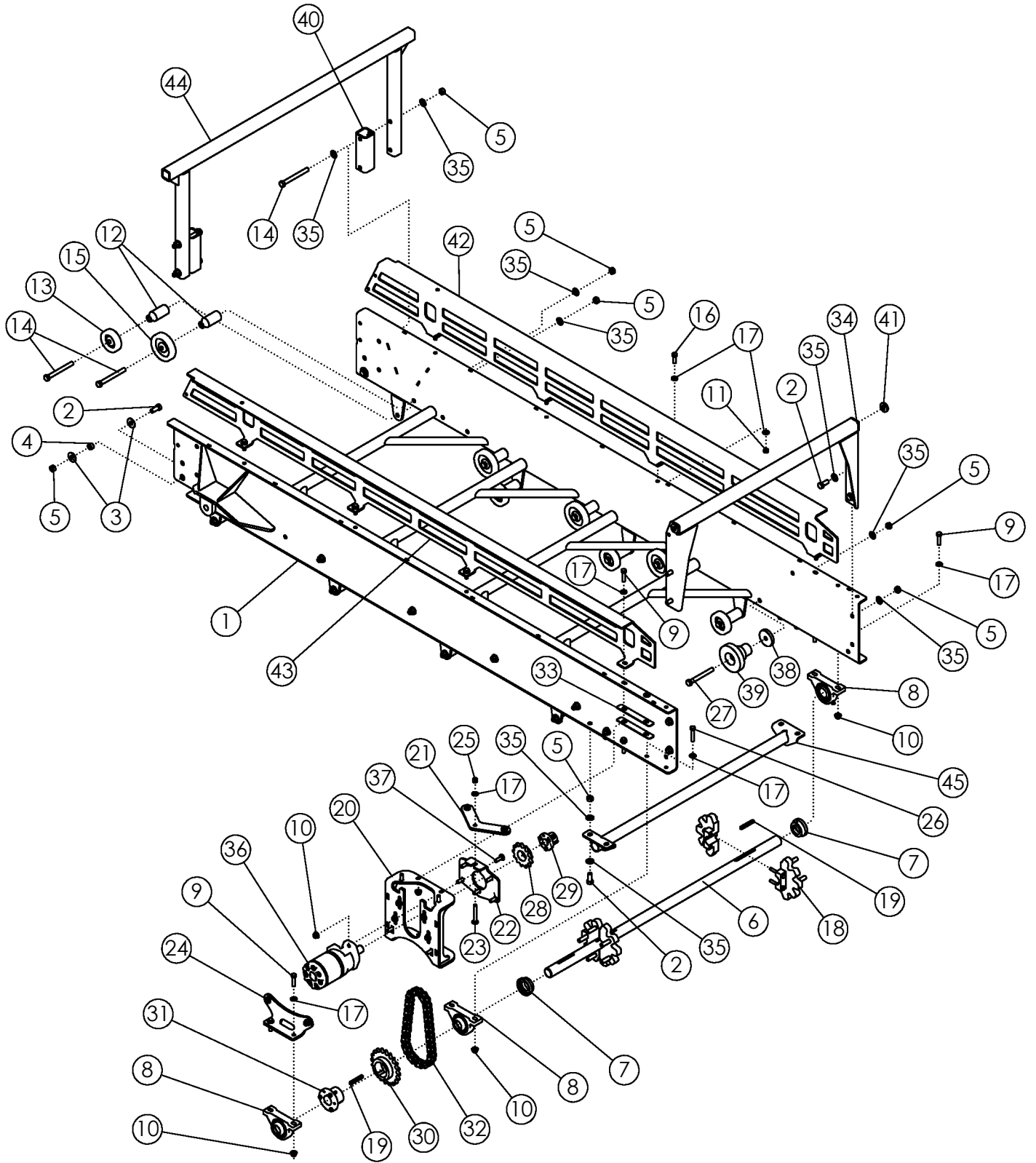
ITEM	PART NO.	DESCRIPTION	QTY
1	301686	WLDMT-ELEVATOR 12R EXT	1
2	58971	STAND OFF 1.50"	2
3	53825	BOGIE WHEEL 5"	42
4	65825	BOLT-HEX: .63 X 3.25 NC GR5 ZP	2
5	1016595	NUT-TOPLOCK: .63 NC GR5 ZP	42
6	1011607	BOLT-HEX: .50 x 1.50 NC GR5 ZP	2
7	1027461	NUT-TOPLOCK: .50 NC GR5 ZP	26
8	64192	STAND OFF 4 INCH	40
9	54824	SPROCKET-IDLER 56MM	2
	63813	SPROCKET-IDLER 50MM 10T	
10	1013068	BOLT-HEX: .63 X 6.00 NC GR5 ZP	42
11	72337	PLATE-BELT PROTECTOR LOWER	2
12	301690	PLATE-BELT PROTECTOR UPPER 12R EXT	2
13	59488	BOLT-CRG: .38 X 1.00 NC GR5 ZP	42
14	1011828	WASHER-FLAT .38 ZP	42
15	1016999	NUT-TOPLOCK: .38 NC GR5 ZP	49
16	69822	SLIDE-ELEVATOR PLASTIC 6R/8R/12R	1
17	1014608	WASHER-FLT: SAE .38 ZP	12
18	1011601	BOLT-HEX: .38 X 1.25 NC GR5 ZP	12
19	64748	PLATE-ELEVATOR BACKING	10
20	65658	U-BOLT: .50 X 3 X 2.06 X 3	12
21	1014443	WASHER-FLAT: .50 ZP	6
22	64609	FLAP-RUBBER ELEVATOR	1
23	64608	STRIP-BOLTING	1
24	1016362	BOLT-CRG: .38 X 1.25 NC GR5 ZP	5
25	1011813	WASHER-LOCK: .63 ZP	2
26	1011578	NUT-HEX: .63 NC GR2 ZP	2
27	301689	SLIDE-ELEVATOR PLASTIC 12R EXT	1
28	301697	BELT-56MM ELEVATOR 12R (NOT SHOWN)	1
	301798	BELT-50MM ELEVATOR 12R	
	301698	BELT- 56MM ELEVATOR 12R DOUBLE	
	301799	BELT- 50MM ELEVATOR 12R DOUBLE	



ELEVATOR BOOM

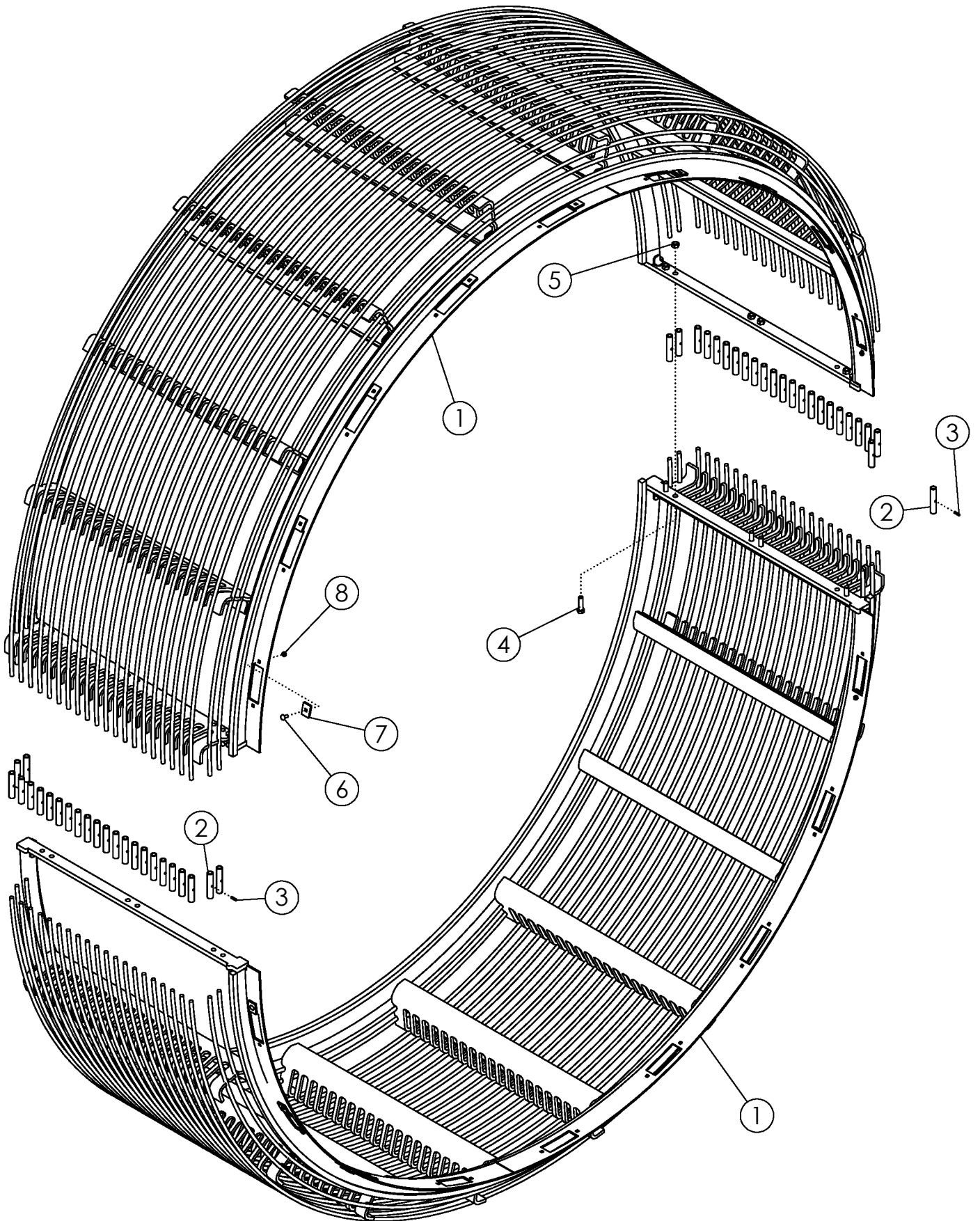
ITEM	PART NO.	DESCRIPTION	QTY
1	72756	WLDMT-ELEVATOR BOOM 12R	1
2	1014349	BOLT-HEX: .63 X 1.50 NC GR5 ZP	10
3	1013024	WASHER-FLAT: .63 ZP	4
4	53449	SLEEVE-HINGE	2
5	1016595	NUT-TOPLOCK: .63 NC GR5 ZP	32
6	303860	SHAFT-HEAD Ø1.750 BOOM (3 BRG)	1
7	52382	SEAL PROTECTOR	2
8	52405	PILLOW BLOCK BEARING 1.75	3
9	1011609	BOLT-HEX: .50 X 2.00 NC GR5 ZP	6
10	303774	NUT-FLANGE: TOPLOCK .50 NC YZP	18
11	1027461	NUT-TOPLOCK: .50 NC GR5 ZP	7
12	64192	STAND OFF	16
13	53854	BOGIE WHEEL 4"	8
14	1013068	BOLT-HEX: .63 X 6.00 NC GR5 ZP	20
15	53825	BOGIE WHEEL 5"	8
16	1011607	BOLT-HEX: .50 X 1.50 NC GR5 ZP	7
17	1011584	WASHER-FLAT: SAE .50 ZP	23
18	68659	SPROCKET-SPLIT 50MM 12T Ø1.75	2
	68658	SPROCKET-SPLIT 56MM 10T Ø1.75	
	301521	SPROCKET-SPLIT 50MM 12T Ø1.750 DOUBLE BELT	
	301522	SPROCKET-SPLIT 56MM 10T Ø1.750 DOUBLE BELT	
19	58201	KEY .375 X .375 X 3.000	3
20	303863	WLDMT-BOOM MOTOR MOUNT	1
21	303867	PLATE-MOTOR TENSIONER	1
22	303866	PLATE-MOTOR MOUNT SLIDE	1
23	303869	BOLT-CRG: .50 X 3.50 GR5 ZP FULL	1
24	303868	PLATE-BOOM MOTOR BEARING MOUNT	1
25	65313	NUT-NYLOCK: .50 NC GR2 ZP	1
26	1011610	BOLT-HEX: .50 X 2.50 NC GR5 ZP	2
27	1016292	BOLT-HEX: .63 X 5.50 NC GR5 ZP	2
28	56339	SPROCKET H80-P13	1
29	53719	HUB P1 1-1/4" (WITH KEY)	1
30	56650	SPROCKET H80-Q20	1
31	50335	HUB Q1 1.75"	1
32	304015	CHAIN-ROLLER 80H-1R-036 CP	1
33	64732	PLATE-SHIM	2
34	64578	WLDMT-BOOM END SUPPORT	1
35	1013004	WASHER-FLAT: SAE .63 ZP	42
36	57686	MOTOR-HYDRAULIC 32.3IN ³ /REV	1
	57880	SEAL KIT FOR 57686	

CONTINUED



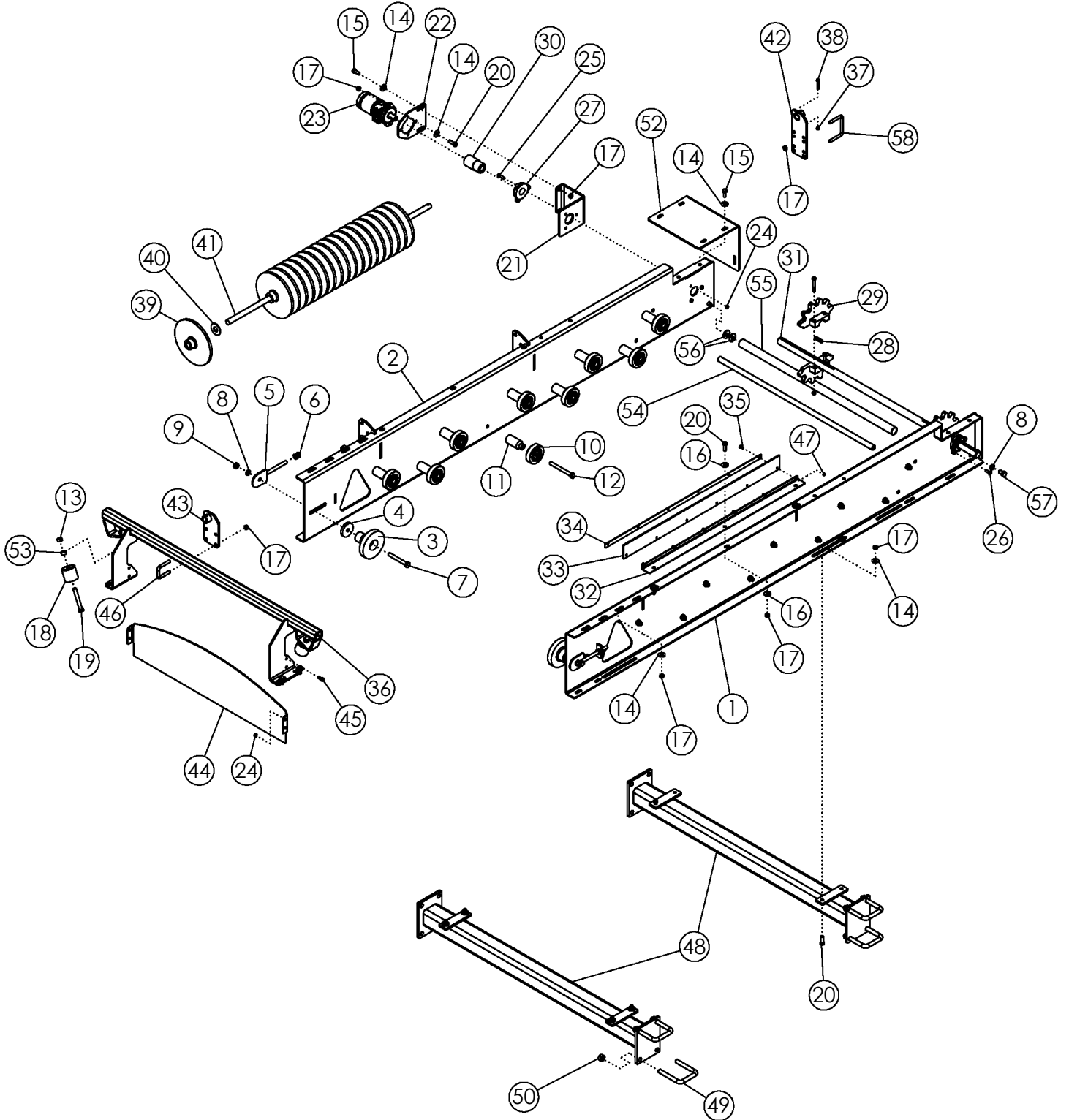
ELEVATOR BOOM (CONTINUED)

ITEM	PART NO.	DESCRIPTION	QTY
37	1011660	BOLT-CRG: .50 X 1.50 NC GR5 ZP	10
38	62932	PLATE-SHIM .50 ZP	2
39	68664	ROLLER-STEP 5"	2
40	73295	TUBE-BOOM SUPPORT SPACER	2
41	302773	GROMMET-OD:1.625, ID:1.25	2
42	302221	PLATE-BOOM EXT. LONG FRONT	1
43	302220	PLATE-BOOM EXT. LONG REAR	1
44	302222	WLDMT-BOOM SUPPORT	1
45	303557	WLDMT-BOOM CROSS TUBE	1



WHEEL ASSEMBLY

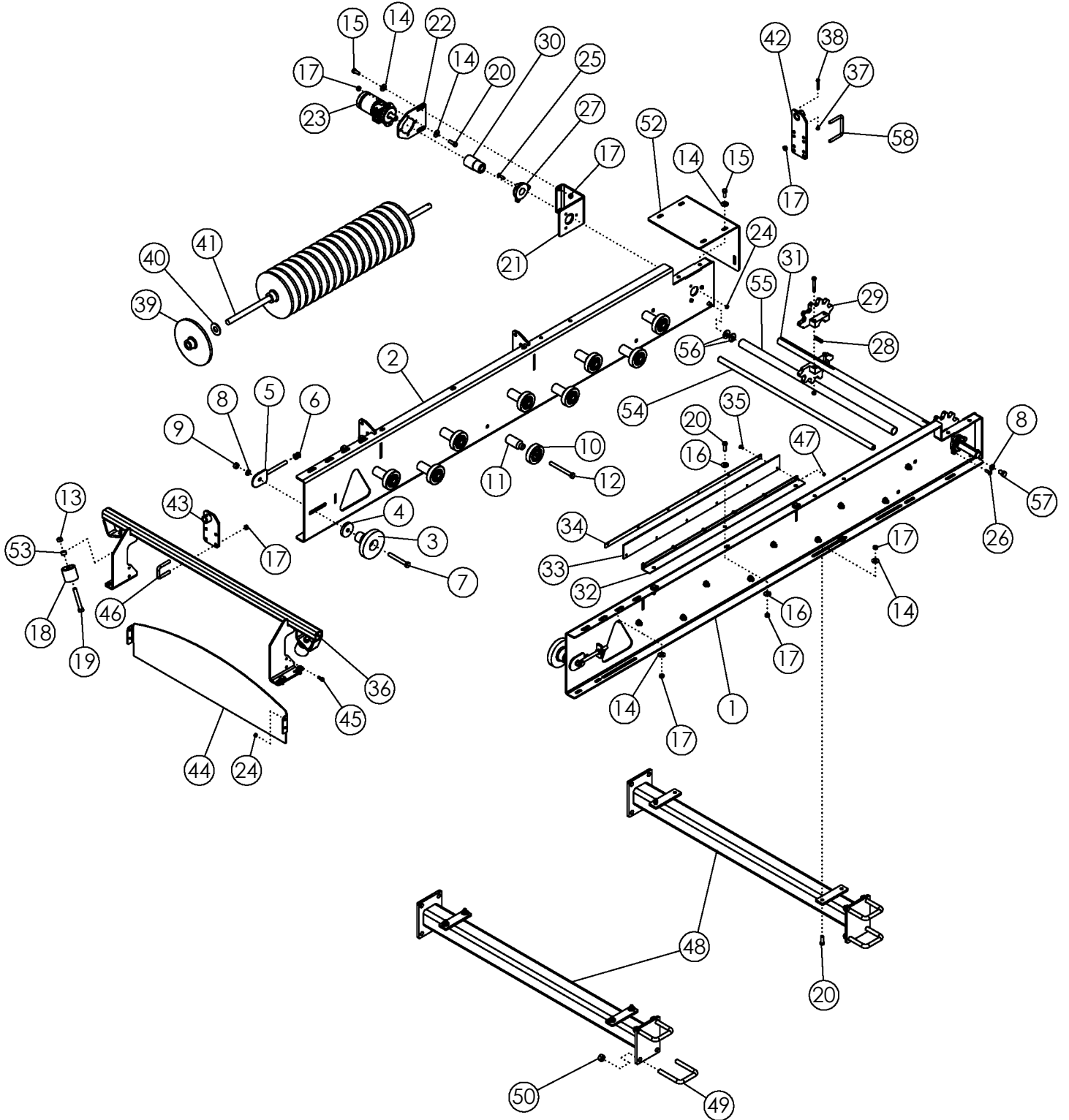
ITEM	PART NO.	DESCRIPTION	QTY
1	300115	WLDMT-WHEEL HALF 12R	2
2	59410	TUBE-COUPLER ZP	48
3	1030795	PIN-ROLL: .25 X 1.00 ZP	48
4	1024447	BOLT-HEX: .63 X 2.75 NC GR5 ZP	12
5	1016595	NUT-TOPLOCK: .63 NC GR5 ZP	12
6	59488	BOLT-CRG: .38 X 1.00 NC GR5 ZP	36
7	59485	TAB-WHEEL DRIVE	36
8	1016999	NUT-TOPLOCK: .38 NC GR5 ZP	36



WHEEL CONVEYOR

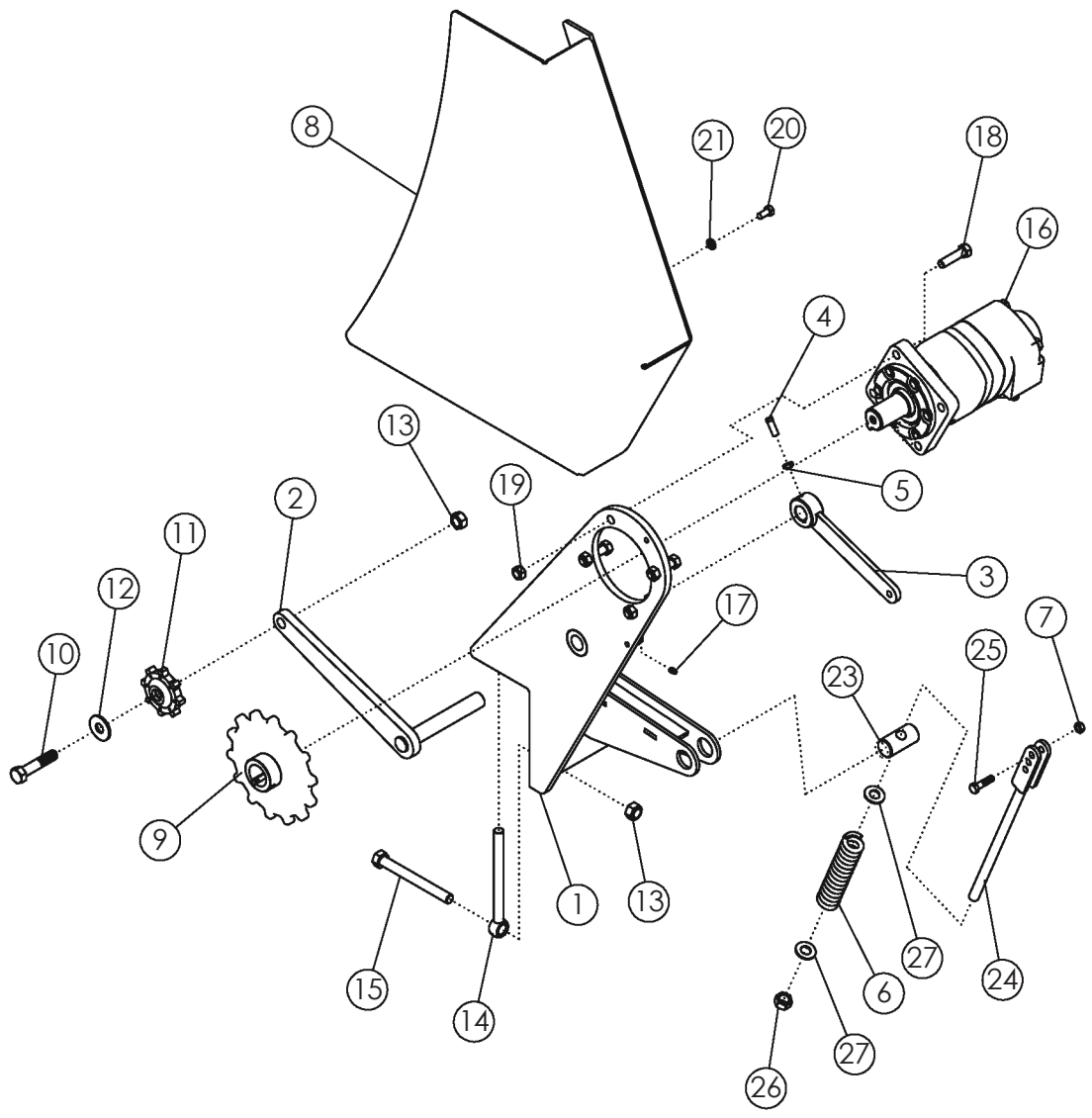
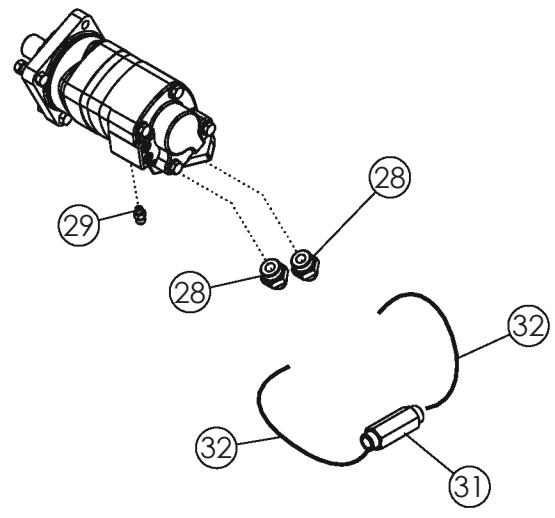
ITEM	PART NO.	DESCRIPTION	QTY
1	73667	WLDMT-CONVEYOR RH 12R	1
2	73668	WLMDT-CONVEYOR LH 12R	1
3	54042	ROLLER-STEP 6"	2
4	62932	PLATE-SHIM .50 ZP	2
5	59711	TIGHTENER BOLT ZP	2
6	1026259	NUT-JAM: .63 NC GR2 ZP	4
7	1013816	BOLT-HEX: .63 X 5.00 NC GR5 ZP	2
8	1011813	WASHER-LOCK: .63 ZP	4
9	1011578	NUT-HEX: .63 NC GR2 ZP	2
10	53854	BOGIE WHEEL 4"	18
11	64192	STAND OFF	18
12	1013068	BOLT-HEX: .63 X 6.00 NC GR5 ZP	18
13	1016595	NUT-TOPLOCK: .63 NC GR5 ZP	20
14	1011584	WASHER-FLAT: SAE .50 ZP	12
15	1011606	BOLT-HEX: .50 X 1.25 NC GR5 ZP	10
16	1014443	WASHER-FLAT: .50 ZP	19
17	1027461	NUT-TOPLOCK: .50 NC GR5 ZP	35
18	59454	IDLER ROLLER	2
19	1014000	BOLT-HEX: .63 X 3.50 NC GR5 ZP	4
20	1011607	BOLT-HEX: .50 X 1.50 NC GR5 ZP	13
21	62914	BRACKET-MOTOR MOUNT	1
22	57843	PLATE-MOTOR HYDRAULIC	1
23	59449	MOTOR-HYDRAULIC 20 IN ³ /REV	1
	57881	SEAL KIT FOR 59449	
24	1016999	NUT-TOPLOCK: .38 NC GR5 ZP	10
25	58679	BOLT-CRG: .38 X 1.50 NC GR5 ZP	3
26	1016362	BOLT-CRG: .38 X 1.25 NC GR5 ZP	3
27	53662	BEARING-FLANGE 1-7/16"	2
28	50152	KEY .38 X .38 X 2.00	2
29	53712	SPROCKET-SPLIT 45MM	2
30	52867	COUPLING	1
31	53392	SHAFT - DRIVE	1
32	301287	PLATE-CONVEYOR EXT 12R	1
33	301289	FLAP-CONVEYOR BELT 12R	1
34	301288	BRACKET-BOLTING RUBBER 12R	1
35	68602	BOLT-CRG: .25 X .75 NC GR5 ZP	6
36	59702	WLDMT-ROLLER MOUNT REAR	1
37	1030700	NUT-TOPLOCK: .31 NC GR5 ZP	1
38	1011285	BOLT-HEX: .31 X 2.00 NC	1
39	52876	KNOCKOUT WHEEL	19
40	1020685	WASHER-FLAT: 1.00	20

CONTINUED



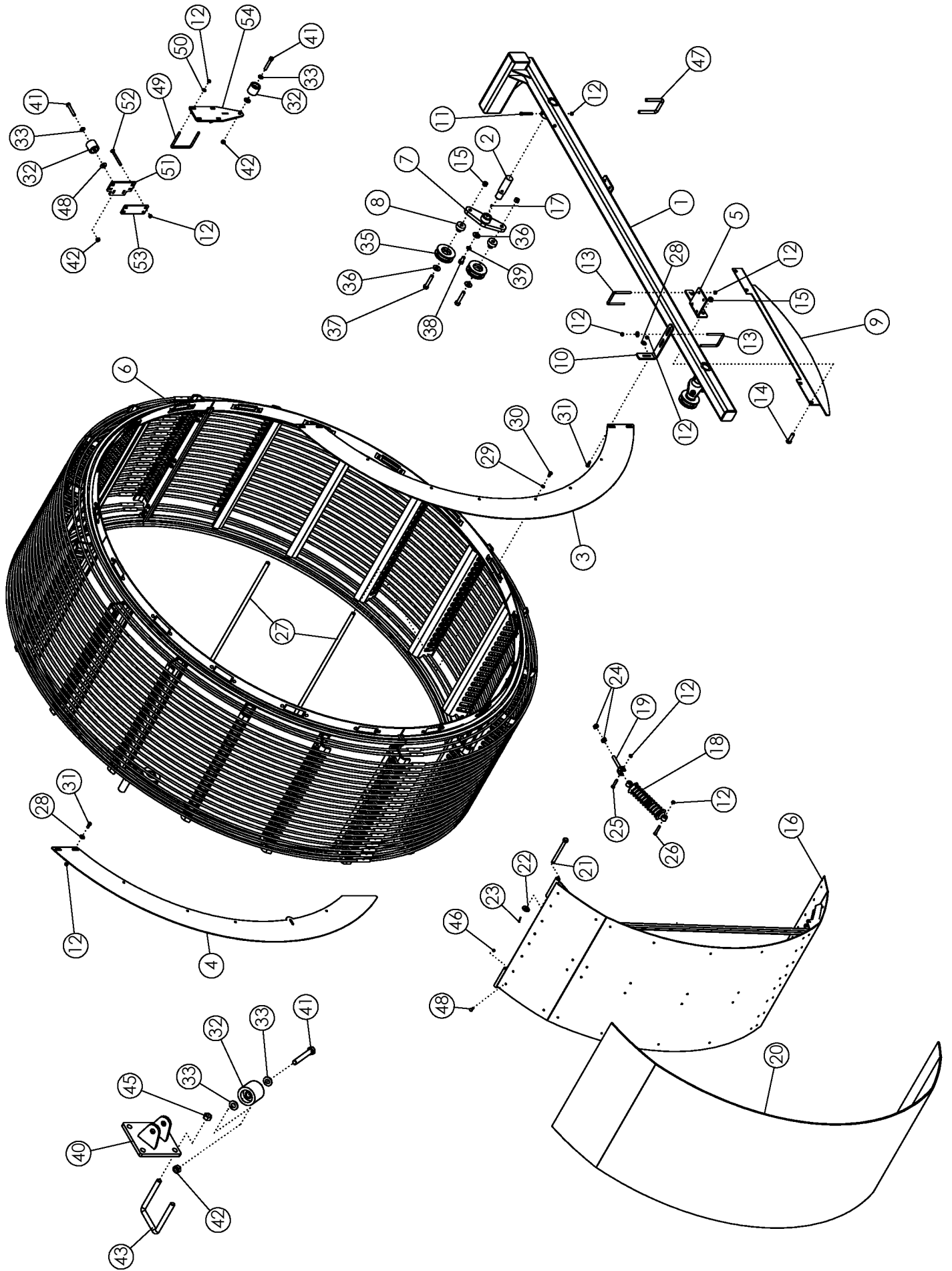
WHEEL CONVEYOR (CONTINUED)

ITEM	PART NO.	DESCRIPTION	QTY
41	73528	SHAFT-KNOCKOUT WHEEL 12R	1
42	301275	WLDMT-KNOCKOUT BRACKET FRONT	1
43	59725	WLDMT-KNOCKOUT BRACKET REAR	1
44	64918	SHIELD-UPPER	1
45	1011600	BOLT-HEX: .38 X 1.00 NC GR5 ZP	4
46	65658	U-BOLT: .50 X 3 X 2.06 X 3	4
47	1030946	NUT-TOPLOCK: .25 NC GR5 ZP	6
48	73542	WLDMT-HORIZONTAL SUPPORT	2
49	65274	U-BOLT: .750 X 5.50 X 4.063 X 5.50	8
50	1017000	NUT-TOPLOCK: .75 NC GR5 ZP	16
51	73518	BELT-45MM WHEEL CONVEYOR 12R (NOT SHOWN)	1
52	301326	FLANGE-CONVEYOR EXT SHIELD	1
53	53449	SLEEVE-HINGE	2
54	56754	ROD-THREADED	1
55	56773	PIPE-PLASTIC	1
56	1013024	WASHER-FLAT: .63 ZP	4
57	1032509	BOLT-HEX: .63 X 1.25 NC GR5 ZP	2
58	54653	U-BOLT: .500 X 3.25 X 4.00 X 3.25	2



WHEEL DRIVE

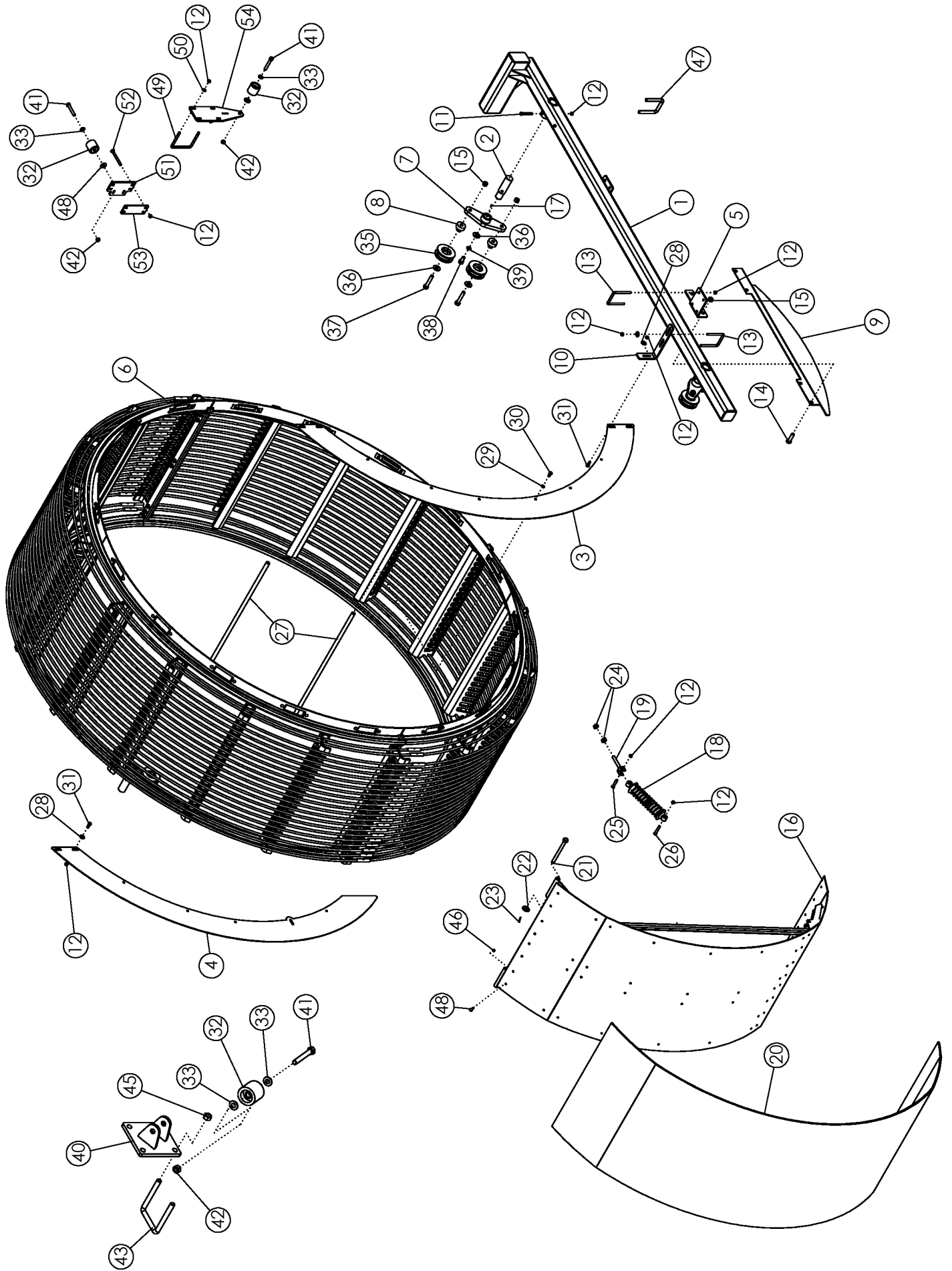
ITEM	PART NO.	DESCRIPTION	QTY
1	300190	WLDMT-MOTOR MOUNT	1
2	59624	WLDMT-IDLER ARM	1
3	50718	ARM-ZP	1
4	50813	SCREW-SET: SQ HD .38 X 1.00 ZP	1
5	1013519	NUT-JAM: .38 NC GR2 ZP	1
6	64915	SPRING	1
7	1016999	NUT-TOPLOCK: .38 NC GR5 ZP	1
8	300193	WLDMT-CHAIN GUARD 12R	1
9	300195	WLDMT-SPROCKET 12R	1
10	1011624	BOLT-HEX: .63 X 3.00 NC GR5 ZP	1
11	59629	SPROCKET-IDLER	1
12	1013024	WASHER-FLAT: .63 ZP	1
13	1016595	NUT-TOPLOCK: .63 NC GR5 ZP	5
14	53195	EYEBOLT: .63 X 7.50 ZP	2
15	1013068	BOLT-HEX: .63 X 6.00 NC GR5 ZP	2
16	300143	MOTOR-HYDRAULIC 24IN ³ /REV	1
	301041	SEAL KIT FOR 300143	
17	1011748	ZERK - GREASE	1
18	1011609	BOLT-HEX: .50 X 2.00 NC GR5 ZP	4
19	1027461	NUT-TOPLOCK: .50 NC GR5 ZP	4
20	1011599	BOLT-HEX: .38 X 0.75 NC GR5 ZP	2
21	1011586	WASHER-LOCK: .38 ZP	2
22	59625	CHAIN-WHEEL DRIVE (NOT SHOWN)	1
23	64914	SHAFT-PIVOT	1
24	64913	SHAFT-ZP	1
25	1011602	BOLT-HEX: .38 X 1.50 NC GR5 ZP	1
26	1013302	NUT-NYLOCK: .63 NC GR2 ZP	1
27	1013004	WASHER-FLAT: SAE .63 ZP	2
28	58982	FTG-ADAPTER: 16MB-12MJ	2
29	300245	FTG-ADAPTER: 4MB-6MJ	1
30	59888	FTG-TEE: 12MJ-12FJX-12MJ	2
31	68179	VALVE-CHECK: 12MJ-12MJ	1
32	68437	HOSE: .50 X 014 12FJX-12FJX	2



FRAME EXTENSION

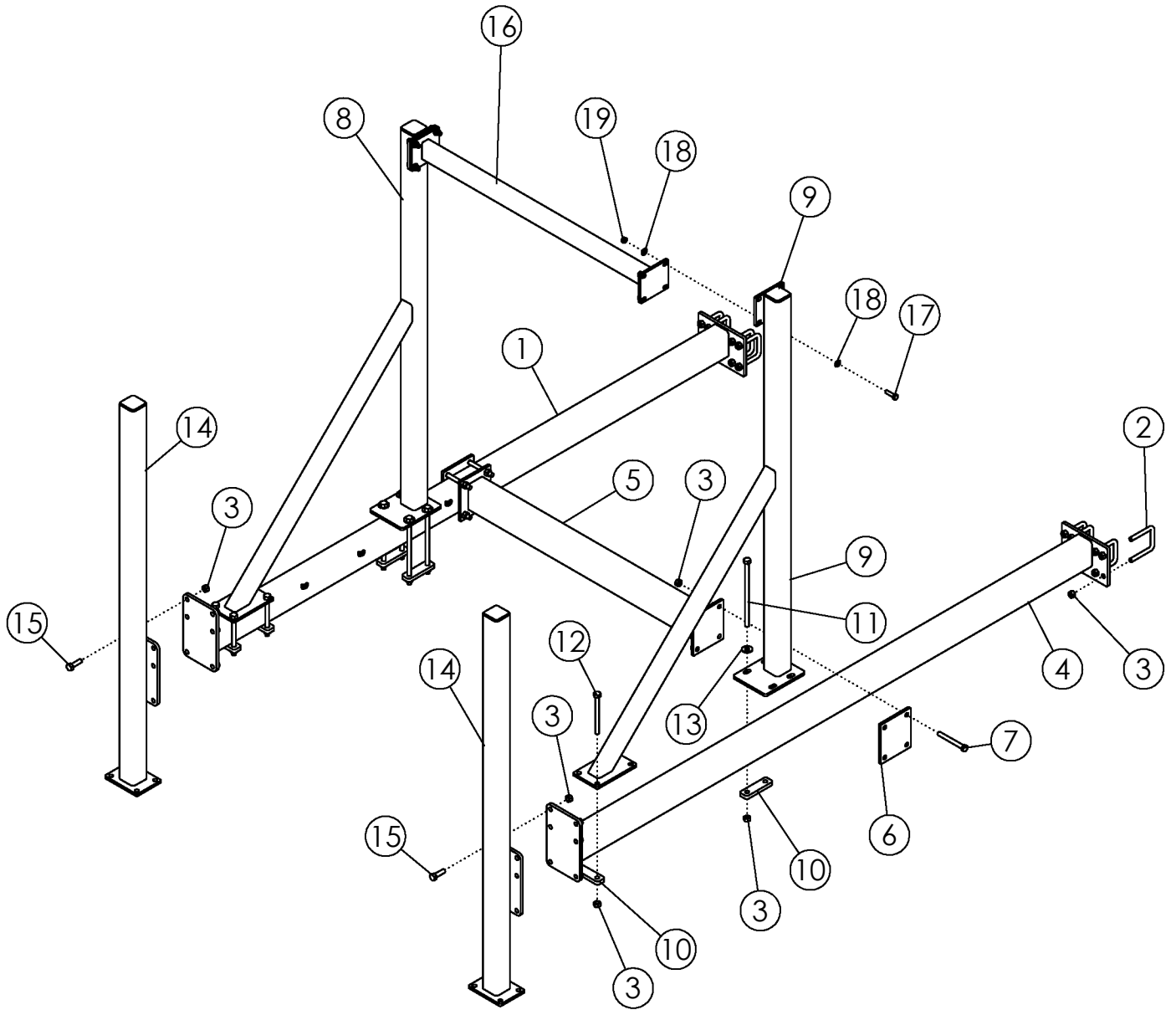
ITEM	PART NO.	DESCRIPTION	QTY
1	300185	WLDMT-REAR MOUNT	1
2	58726	SHAFT-MOUNT ROLLER	2
3	59461	SHIELD-SHOE	1
4	300199	SHIELD-SHOE SHORT	1
5	73571	PLATE-DEFLECTOR SHIELD SUPPORT	2
6	300113	ASSY-WHEEL 12R	1
7	59437	WLDMT-ROLLER MOUNT	2
8	58910	STAND-OFF-ROLLER	4
9	69624	PLATE-DEFLECTOR WHEEL	1
10	300198	PLATE-SHOE SHIELD BRACKET	1
11	1011612	BOLT-HEX: .50 X3.50 GR5 ZP	2
12	1027461	NUT-TOPLOCK: .50 NC GR5 ZP	39
13	33856	U-BOLT: .50 X5.50 X4 X5.50	5
14	1016598	BOLT- .75 X2.50 NC GR5 ZP	4
15	1017000	NUT-TOPLOCK: .75 NC GR5 ZP	8
16	300024	WLDMT-SLIDE 12R	1
17	1011748	ZERK-GREASE: .25 UNF STRAIGHT	2
18	59637	SHOCK-COIL SPRING	3
19	59636	BOLT-CLEVIS ZP	3
20	73577	PLASTIC-SLIDE UHMW 12R	1
21	69148	PIN-BOLT W/COTTER	2
22	1030702	WASHER-FLAT .75 ZP	2
23	1030797	PIN-COTTER: .19 X 1.75 NP	2
24	1011827	NUT-JAM: .75 NC GR2 ZP	6
25	1011610	BOLT-HEX: .50 x 2.50 NC GR5 ZP	3
26	1016858	BOLT-HEX: .50 x 2.75 NC GR5 ZP	3
27	73572	ROD-SLIDE SUPPORT 12R	3
28	1014443	WASHER-FLAT: .50 ZP	7
29	1011581	WASHER-LOCK: .50 ZP	6
30	1011096	BOLT-HEX: .50 X 1.00 NC GR5 ZP	6
31	1011606	BOLT-HEX: .50 X 1.25 NC GR5 ZP	5
32	59454	IDLER ROLLER	6
33	1013004	WASHER-FLAT: SAE .63 ZP	12
34	58679	BOLT-CRG: .38 X 1.50 NC GR5 ZP	64
35	53681	ROLLER-FLANGE	4
36	1030702	WASHER-FLAT: .75 ZP	6
37	1011625	BOLT-HEX: .75 X 4.00 NC GR5 ZP	4
38	58367	BOLT-HEX: .75 X 1.50 NC GR5 ZP	2
39	1012061	WASHER-LOCK: .75 ZP	2

CONTINUED



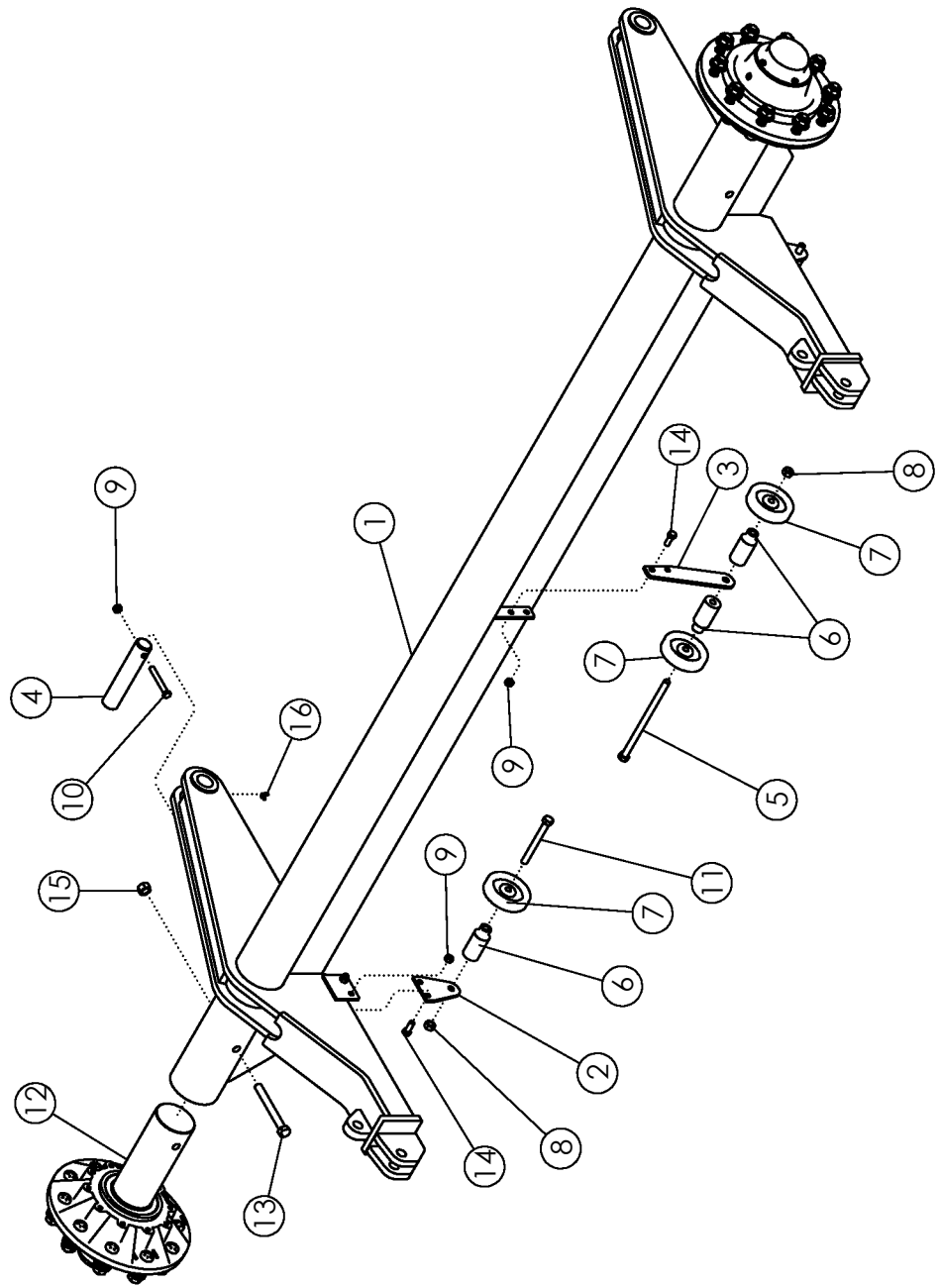
FRAME EXTENSION (CONTINUED)

ITEM	PART NO.	DESCRIPTION	QTY
40	301348	WLDMT- ROLLER MOUNT 12R LH	1
41	1016726	BOLT-HEX: .63 X 4.00 NC GR5 ZP	6
42	1016595	NUT-TOPLOCK: .63 NC GR5 ZP	6
43	66631	U-BOLT: .625 X 5.50 X 4 X 5.50	4
44	301351	WLDMT- ROLLER MOUNT 12R RH (NOT SHOWN)	1
45	1016999	NUT-TOPLOCK: .38 NC GR5 ZP	64
46	1011578	NUT-HEX: .63 NC GR2 ZP	8
47	65274	U-BOLT: .750 X 5.50 X 4.06 X 5.50	4
48	1013024	WASHER-FLAT: .63 ZP	4
49	34085	U-BOLT: .500 X 5.50 X 6.00 X 5.50	4
50	1011584	WASHER-FLAT: SAE .50 ZP	8
51	302526	WLDMT-OUTSIDE ROLLER	2
52	311348	BOLT-CRG: .50 X 5.50 NC GR5 ZP	8
53	302523	PLATE-BOLTING BAR	2
54	302525	WLDMT- DROPDOWN ROLLER	2



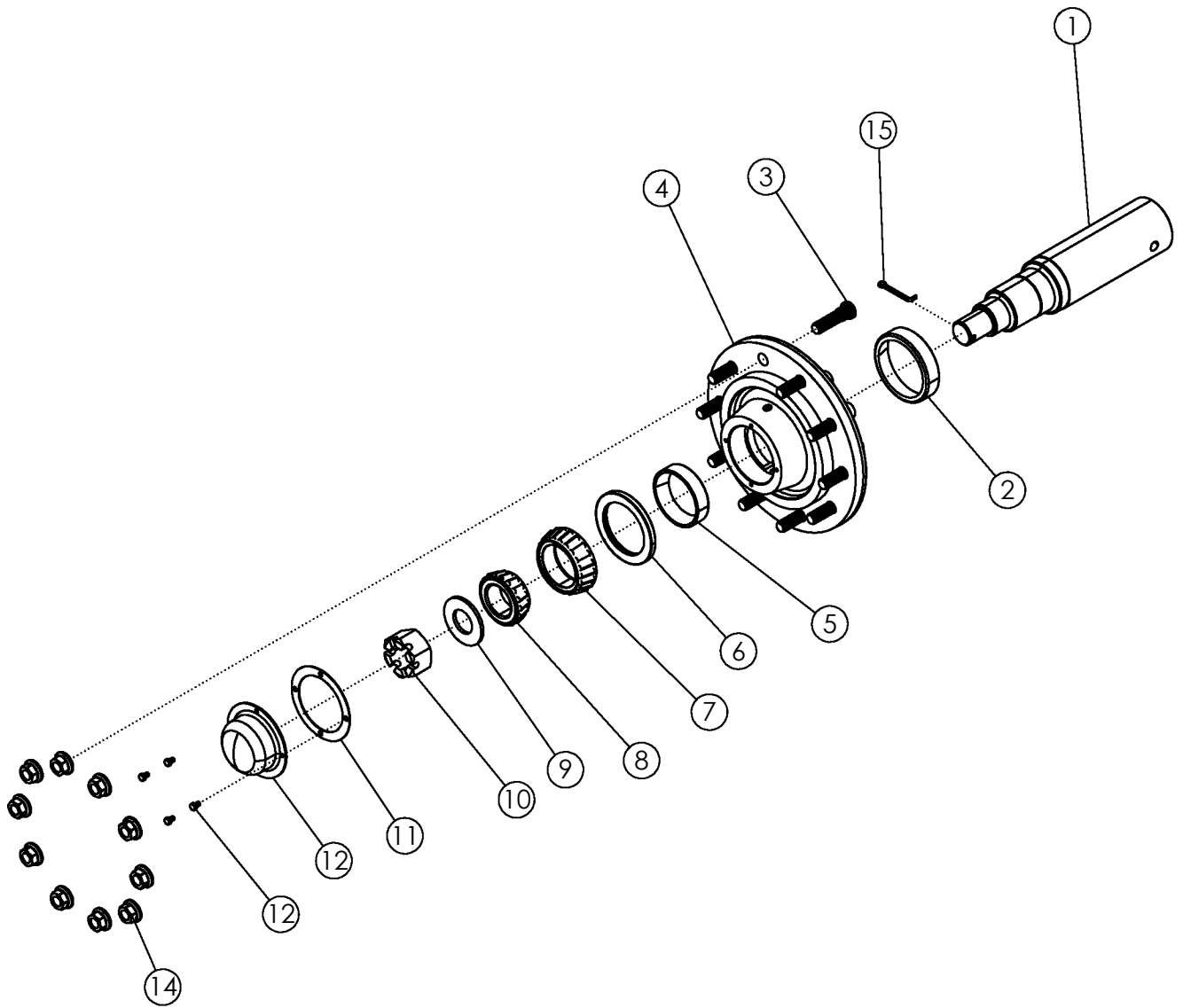
REAR WHEEL FRAME ASSEMBLY

ITEM	PART NO.	DESCRIPTION	QTY
1	300188	WLDMT-WHEEL SUPPORT LONG LH	1
2	65274	U-BOLT: .75 X 5.50 X 4.06 X 5.50	8
3	1017000	NUT-TOPLOCK: .75 NC GR5 ZP	52
4	300158	WLDMT-WHEEL SUPPORT LONG RH	1
5	300161	WLDMT-CENTER SUPPORT	1
6	300163	PLATE-BASE PC	2
7	1016718	BOLT-HEX: .75 X 6.50 NC GR5 ZP	8
8	301160	WLDMT-BUMPER A-FRAME LEFT	1
9	301156	WLDMT-BUMPER A-FRAME RIGHT	1
10	300168	BAR - BOLTING	8
11	301402	BOLT-HEX: .75 X 14.50 NC GR5 ZP	8
12	64136	BOLT-HEX: .75 X 8.50 NC GR5 ZP	8
13	1030702	WASHER-FLAT .75 ZP	8
14	73536	WLDMT-VERT REAR	2
15	1016598	BOLT- .75 X 2.50 NC GR5 ZP	12
16	301141	WLDMT-BUMPER CROSS TUBE	1
17	1017526	BOLT-HEX .63 X 2.25 NC GR5 ZP	8
18	1013004	WASHER-FLAT: SAE .63 ZP	16
19	1016595	NUT-TOPLOCK: .63 NC GR5 ZP	8



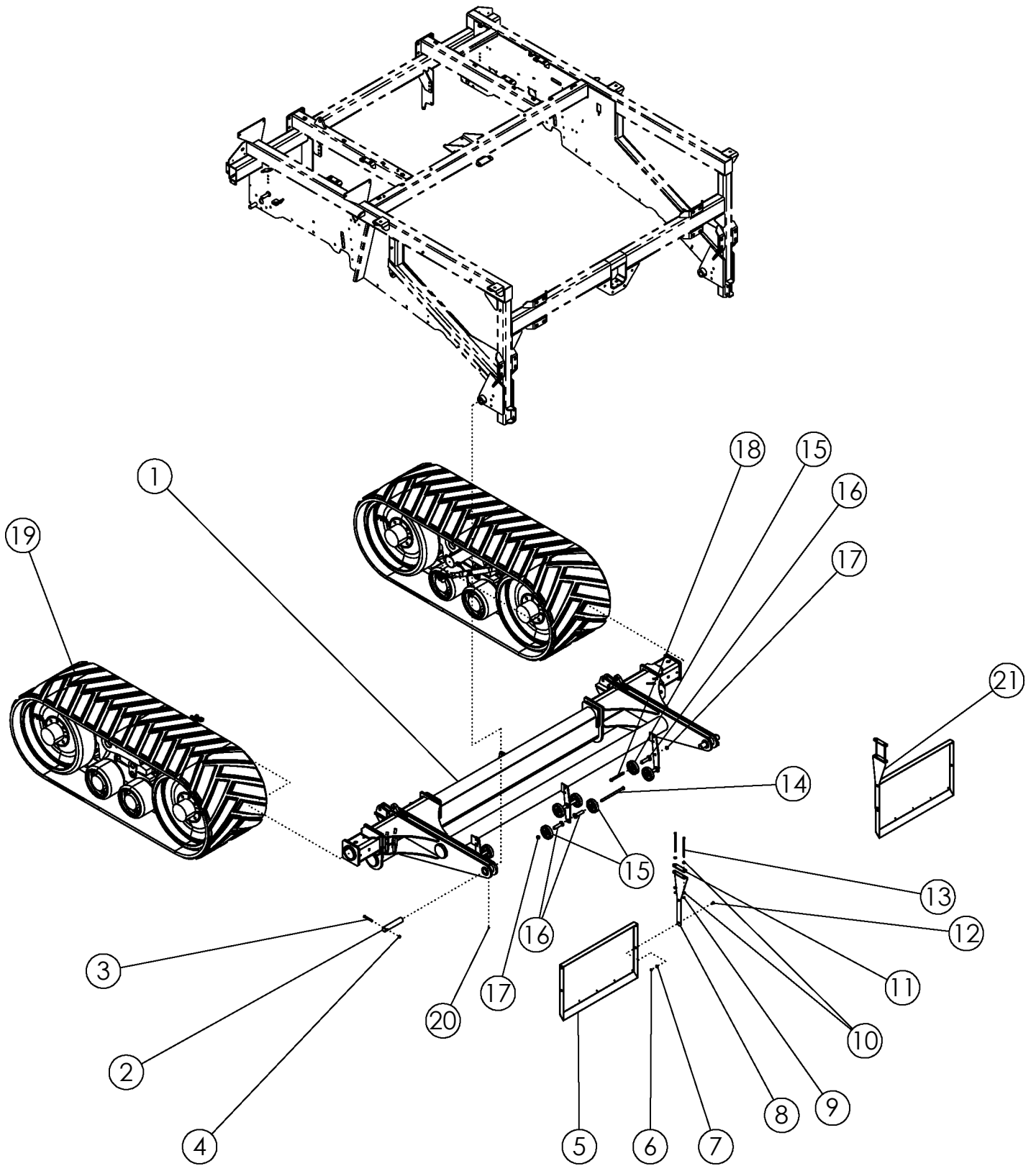
AXLE COMPONENTS

ITEM	PART NO.	DESCRIPTION	QTY
1	72643	WLDMT-AXLE MAIN	1
2	72263	PLATE-BOGIE WHEEL	2
3	72827	PLATE-CENTER BOGIE	1
4	72311	PIN-AXLE MAIN	2
5	72773	BOLT-HEX: .63 X 11.00 NC GR5 ZP	1
6	64192	STAND OFF	4
7	53825	BOGIE WHEEL 5"	4
8	1016595	NUT-TOPLOCK: .63 NC GR5 ZP	3
9	1027461	NUT-TOPLOCK: .50 NC GR5 ZP	8
10	1029104	BOLT-HEX: .50 X 3.75 NC GR5 ZP	2
11	1013068	BOLT-HEX: .63 X 6.00 NC GR5 ZP	2
12	37309	ASSY-HUB/SPINDLE 5250	2
13	1016718	BOLT-HEX .75 X 6.50 NC GR5 ZP	2
14	1011606	BOLT-HEX: .50 X 1.25 NC GR5 ZP	6
15	1017000	NUT-TOPLOCK: .75 NC GR5 ZP	2
16	1011748	ZERK-GREASE: .25 UNF STRAIGHT	2



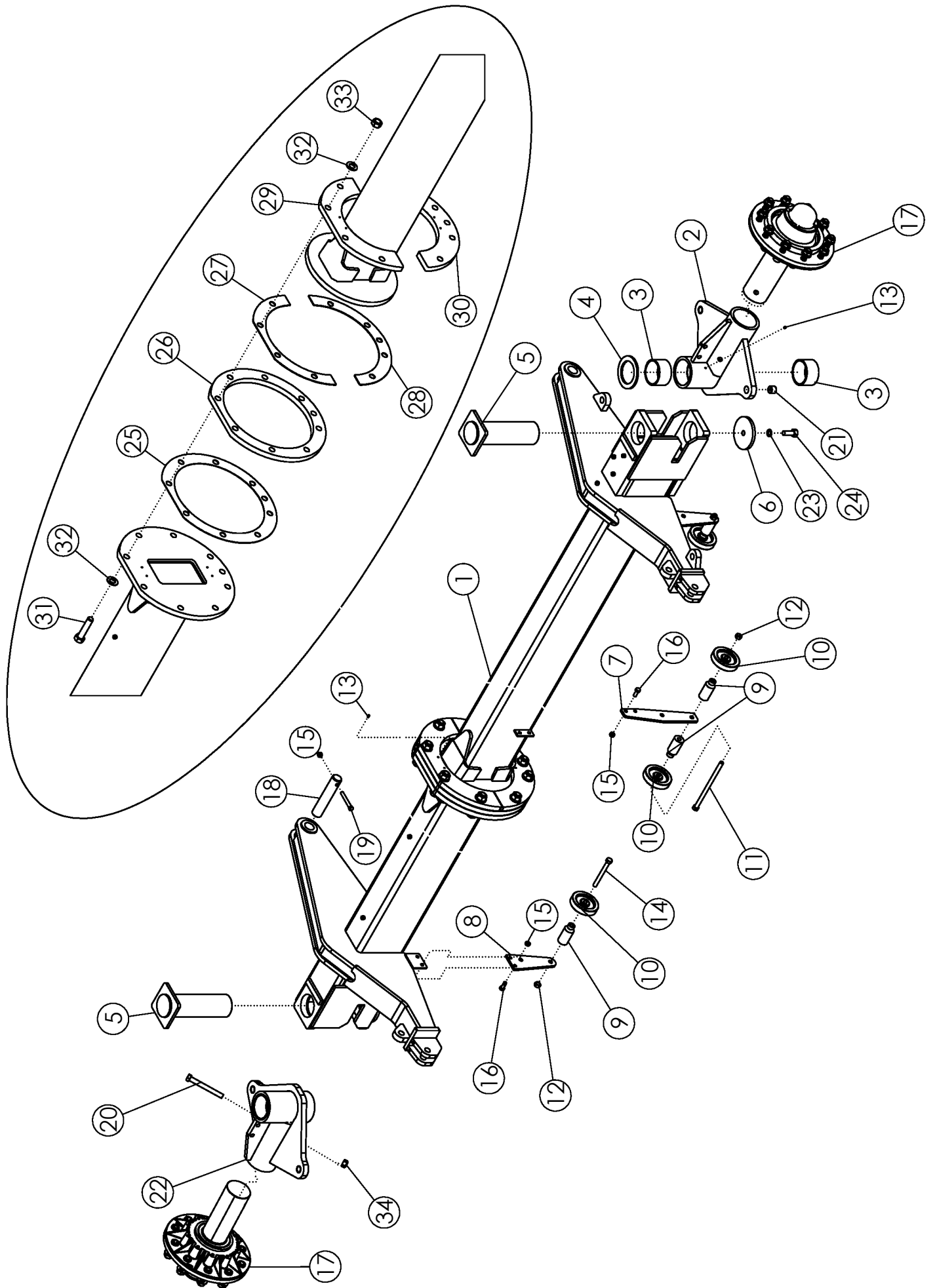
AXLE COMPONENTS

ITEM	PART NO.	DESCRIPTION	QTY
1	330076	SPINDLE-4.50 HR C1045	1
2	72977	CUP-INNER	1
3	37766	STUD-WHEEL .875 X 3.41 GR8 UNF	10
4	37314	HUB W/CUPS 7/8 STUDS - 5250	1
5	72978	CUP-OUTER	1
6	72972	SEAL-10 BOLT HUB	1
7	72979	CONE-INNER	1
8	72980	CONE-OUTER	1
9	320164	WASHER-FLAT 4.0X2.03	1
10	320163	NUT-HEX: SLOT 2.00 NF NP	1
11	320321	GASKET-RUBBER (13.19 HUB)	1
12	72981	CAP-HUB	1
13	1011596	BOLT-HEX: .31 X .50 NC GR5 ZP	4
14	304047	NUT-FLANGE: .88 NF GR8 2-PC LUG NUT	10
15	306034	PIN-COTTER: .25 X 3.00 ZP	1



AXLE- TRACK FITUP

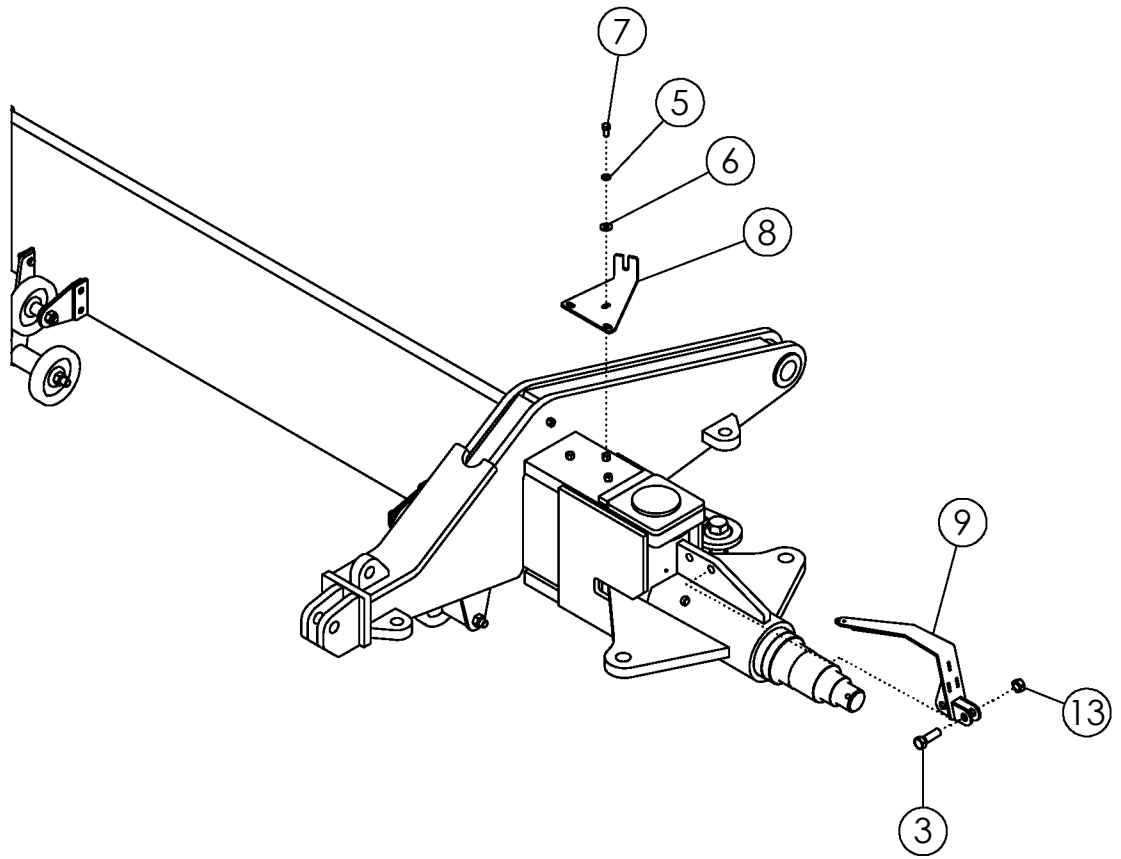
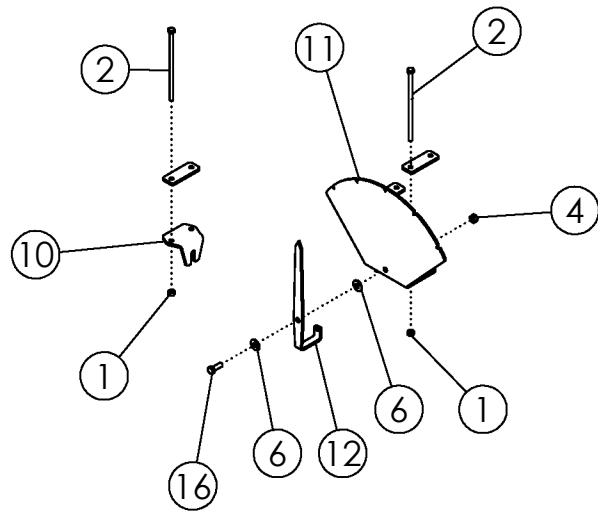
ITEM	PART NO.	DESCRIPTION	QTY
1	303219	WLDMT- 2700 TRACK AXLE	1
2	72311	PIN-AXLE MAIN	2
3	1029104	BOLT-HEX: .50 X 3.75 NC GR5 ZP	2
4	1027461	NUT-TOPLOCK: .50 NC GR5 ZP	2
5	303487	WLDMT-SHIELD EXTENSION 38"	2
6	1016999	NUT-TOPLOCK: .38 NC GR5 ZP	4
7	1011828	WASHER-FLAT: .38 ZP	4
8	303412	PLATE-SHIELD MOUNT LH	1
9	1016999	NUT-TOPLOCK: .38 NC GR5 ZP	4
10	1011828	WASHER-FLAT: .38 ZP	8
11	303484	PLATE-SHIELD MOUNT BOLT PLATE	2
12	59488	BOLT-CRG: .38 X 1.00 NC GR5 ZP	4
13	306980	BOLT-HEX: .38 X 8.0" NC GR5	4
14	72773	BOLT-HEX: .63 X 11.00 NC GR5 ZP	3
15	53825	BOGIE WHEEL 5"	12
16	64192	STAND OFF- .625" X 4.0"	12
17	1016595	NUT-TOPLOCK: .63 NC GR5 ZP	9
18	1013068	BOLT-HEX: .63 X 6.00 NC GR5 ZP	6
19	354418	TRACK SYSTEM 30 X 67 70-3011GY1-0049	1
20	1011748	ZERK-GREASE: .25 UNF STRAIGHT	2
21	303488	PLATE-SHIELD MOUNT RH	1



STEERABLE STRUT ASSEMBLY

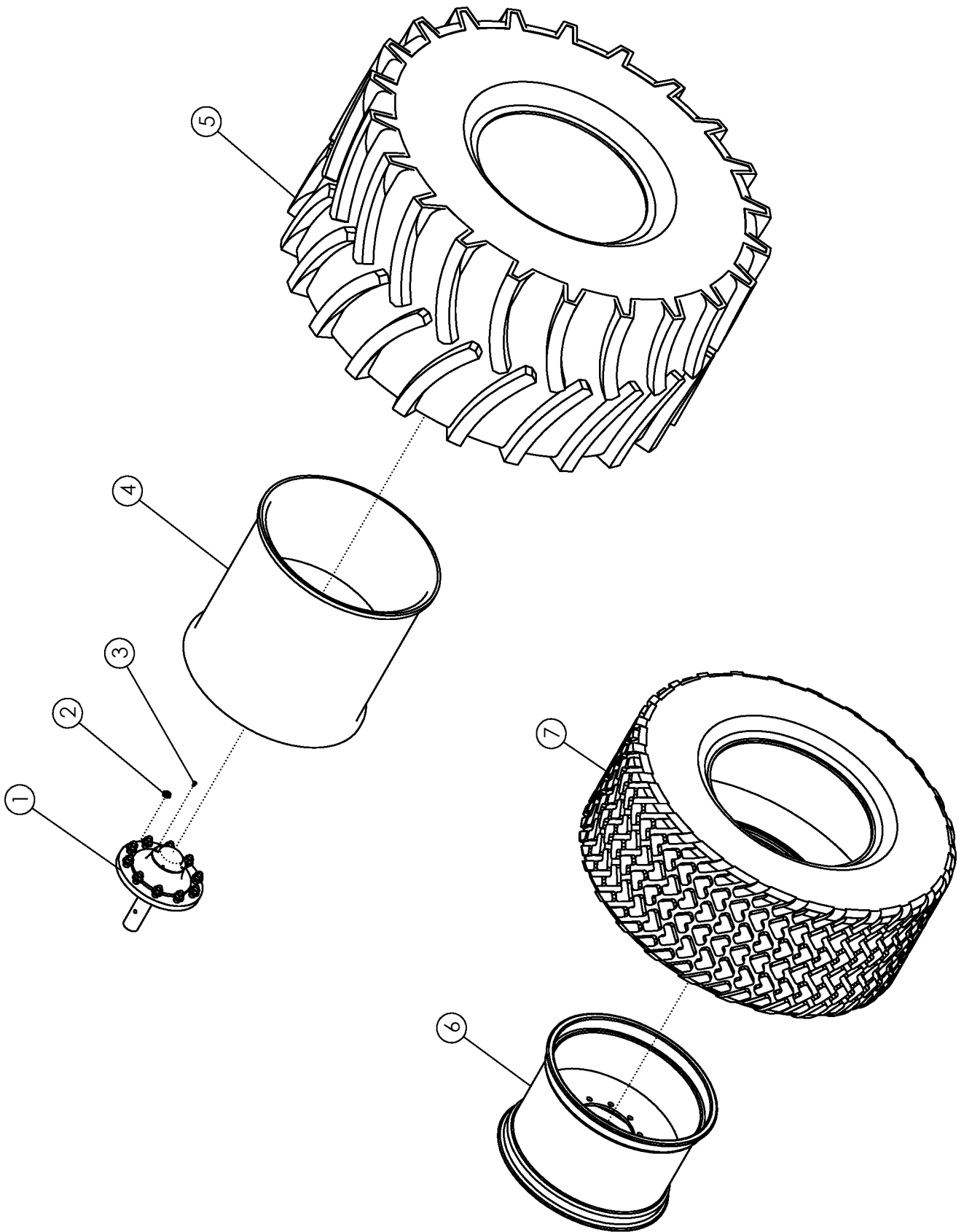
ITEM	PART NO.	DESCRIPTION	QTY
1	301081	WLDMT-AXLE STEEARABLE ADC	1
2	73078	WLDMT-SPINDLE HOUSING	2
3	59205	BUSHING	4
4	73097	BEARING-CIRCULAR DISC	2
5	73092	WLDMT-KING PIN	2
6	73105	PLATE-KING PIN WASHER	2
7	301108	PLATE-CENTER BOGIE	1
8	301111	PLATE-BOGIE WHEEL	2
9	64192	STAND OFF	4
10	53825	BOGIE WHEEL 5"	4
11	72773	BOLT-HEX: .63 X 11.00 NC GR5 ZP	1
12	1016595	NUT-TOPLOCK: .63 NC GR5 ZP	3
13	1011748	ZERK-GREASE: .25 UNF STRAIGHT	8
14	1013068	BOLT-HEX: .63 X 6.00 NC GR5 ZP	2
15	1027461	NUT-TOPLOCK: .50 NC GR5 ZP	10
16	1011606	BOLT-HEX: .50 X 1.25 NC GR5 ZP	6
17	37309	ASSY-HUB AND SPINDLE	2
18	72311	PIN-AXLE MAIN	2
19	1029104	BOLT-HEX: .50 X 3.75 NC GR5 ZP	2
20	1016718	BOLT-HEX .75 X 6.50 NC GR5 ZP	2
21	45572	SPRING BUSHING 1.25 X 1.0 X1.0	4
22	301539	ASSY-SPINDLE HOUSING	2
23	1012061	WASHER-LOCK: .75 ZP	2
24	1012060	BOLT-HEX: .75 X 2.00 NC GR5 ZP	2
25	301094	PLATE-SHIM AXLE STEERABLE 14GA	1
26	301095	PLATE-SPACER AXLE STEERABLE 1.00"	1
27	301345	PLATE-SHIM AXLE STEERABLE 11GA TOP	1
28	301346	PLATE-SHIM AXLE STEERABLE 11GA BOTTOM	1
29	301096	PLATE-AXLE STEER BOLTING SPLIT TOP	1
30	301097	PLATE-AXLE STEER BOLTING SPLIT BOTTOM	1
31	1032288	BOLT-HEX: 1.0 x 4.50 NC GR8 ZP	9
32	1016663	WASHER-FLAT	18
33	1016969	NUT-TOPLOCK: 1.00 NC GR5 ZP	9
34	1017000	NUT-TOPLOCK: .75 NC GR5 ZP	2

*ITEMS 2 AND 21 INCLUDED WITH ITEM 22



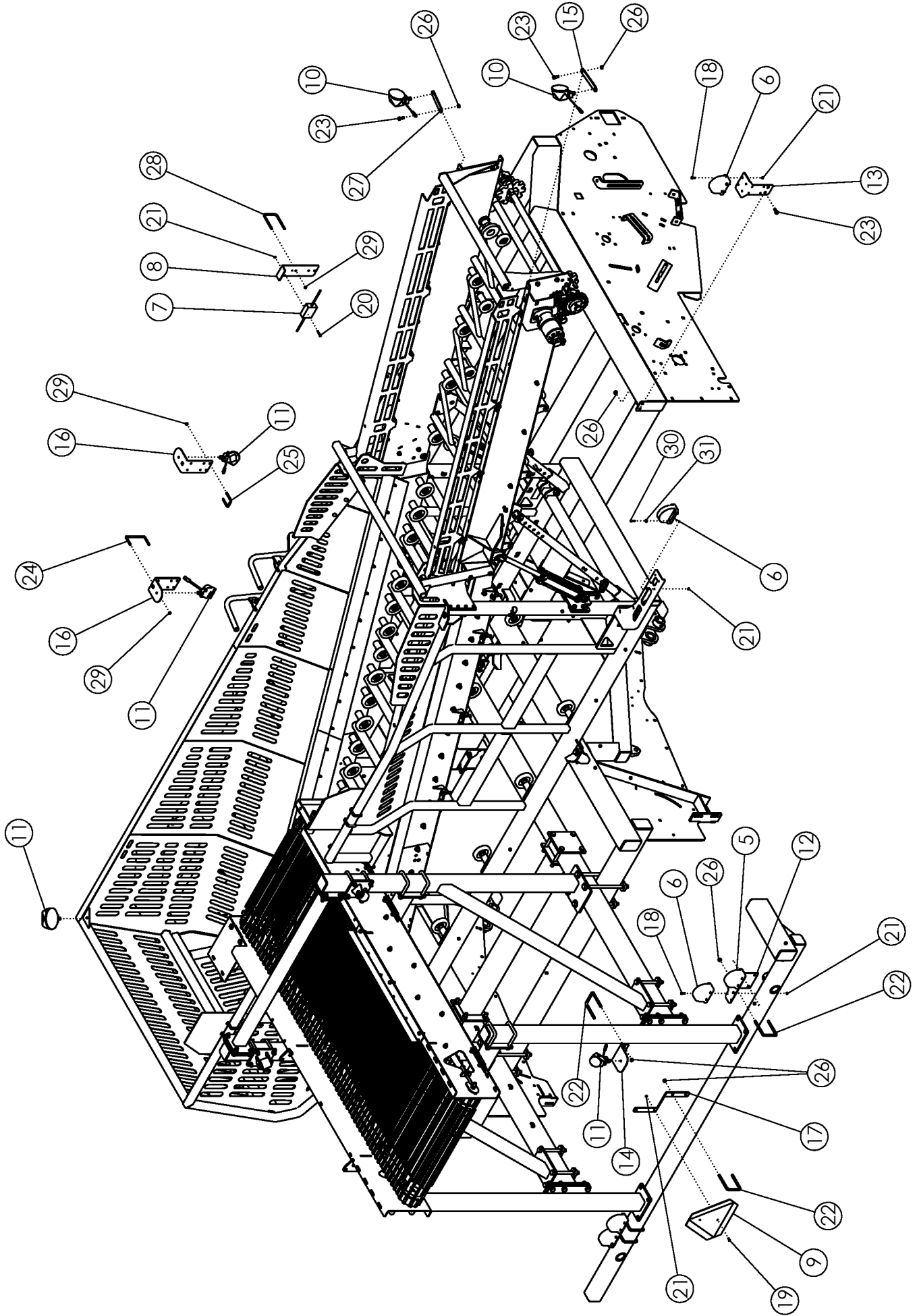
STEERING INDICATOR ASSEMBLY

ITEM	PART NO.	DESCRIPTION	QTY
1	1030700	NUT-TOPLOCK: .31 NC GR5 ZP	6
2	301932	BOLT-HEX: .31 X 7.00 NC GR5 ZP	3
	302363	BOLT-HEX: .31 X 5.00 NC GR5 ZP	
3	1011623	BOLT-HEX: .63 X 2.00 NC GR5 ZP	2
4	1016999	NUT-TOPLOCK: .38 NC GR5 ZP	1
5	1011586	WASHER-LOCK: .38 ZP	3
6	1011828	WASHER-FLAT .38 ZP	5
7	1011599	BOLT-HEX: .38 X .75 NC GR5 ZP	3
8	73437	PLATE-INDICATOR AXLE MOUNT	1
9	73438	WLDMT-INDICATOR TRUNNION MOUNT	1
10	73436	PLATE-INDICATOR CABLE MOUNT	1
11	73435	PLATE-INDICATOR GAUGE	1
12	73434	PLATE-INDICATOR DIAL	1
13	1016595	NUT-TOPLOCK: .63 NC GR5 ZP	2
14	73441	PUSH-PULL CABLE 10-32 X 9' (NOT SHOWN)	1
15	37761	P-CLIP .38 X 1.00 (NOT SHOWN)	1
16	1011600	BOLT-HEX: .38 X 1.00 NC GR5 ZP	1



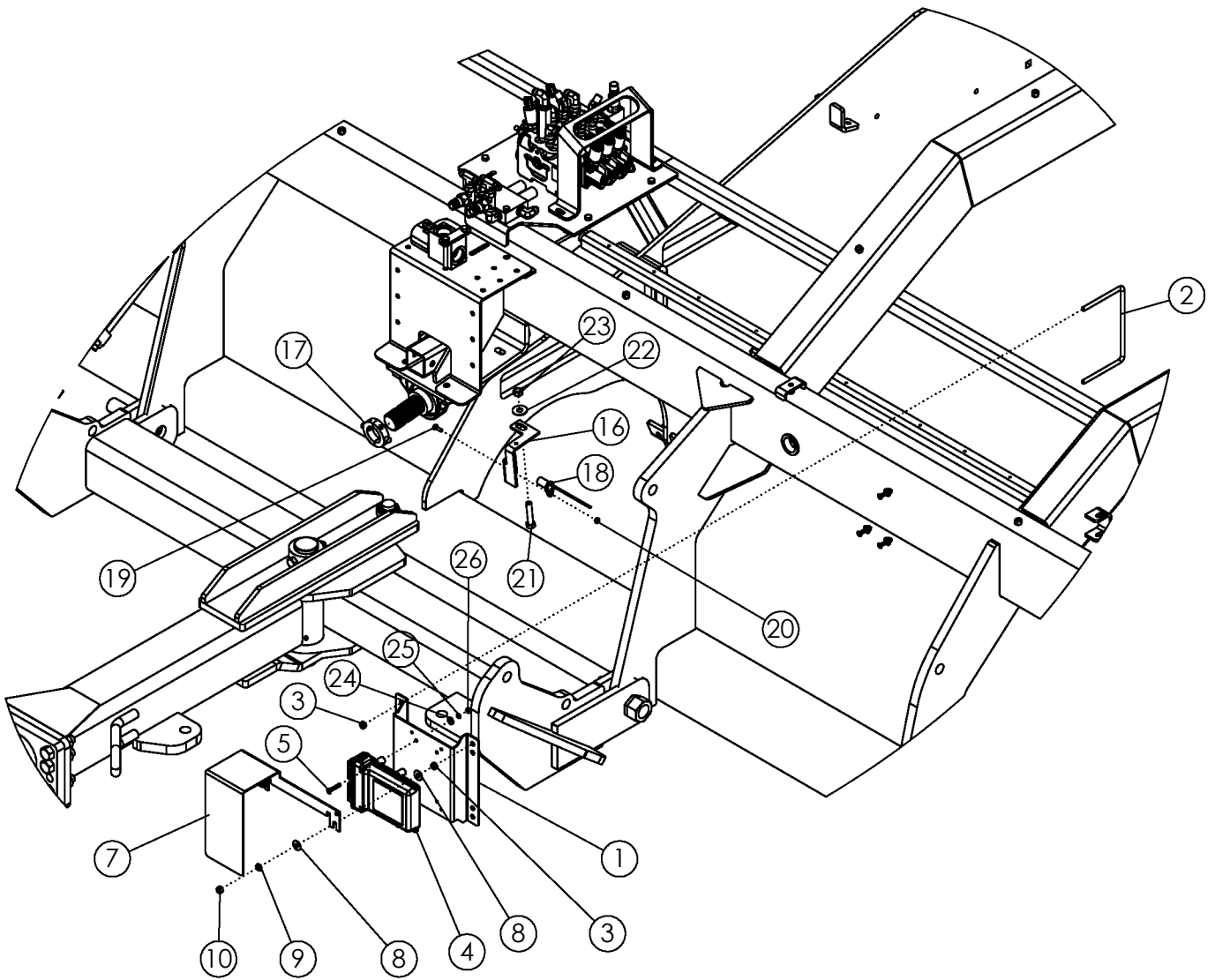
TIRE ASSEMBLY

ITEM	PART NO.	DESCRIPTION	QTY
1	37309	ASSY-HUB/SPINDLE 10-BOLT	1
2	1040915	NUT-JAM: .88 NF GR2 ZP	10
3	1011596	BOLT-HEX: .31 X .50 NC GR5 ZP	4
STANDARD TIRE OPTION 900			
	303802	TIRE-MNTD: IF900/60R32 188A8 GOODYEAR OPTITRAC LH	
	303803	TIRE-MNTD: IF900/60R32 188A8 GOODYEAR OPTITRAC RH	
4	303801	WHEEL-32XDW30B 10 BOLT	1
5	303800	TIRE-IF900/60R32 188A8 GOODYEAR OPTITRAC	1
STEERING TIRE OPTION 600			
	72499	TIRE-MNTD: 600/60R30.5 169D TL MICHELIN CARGOXBIB	
6	72497	WHEEL 20X30.5 10 BOLT (.63" INSET)	1
7	72498	TIRE-600/60R30.5 169D TL MICHELIN CARGOXBIB	1



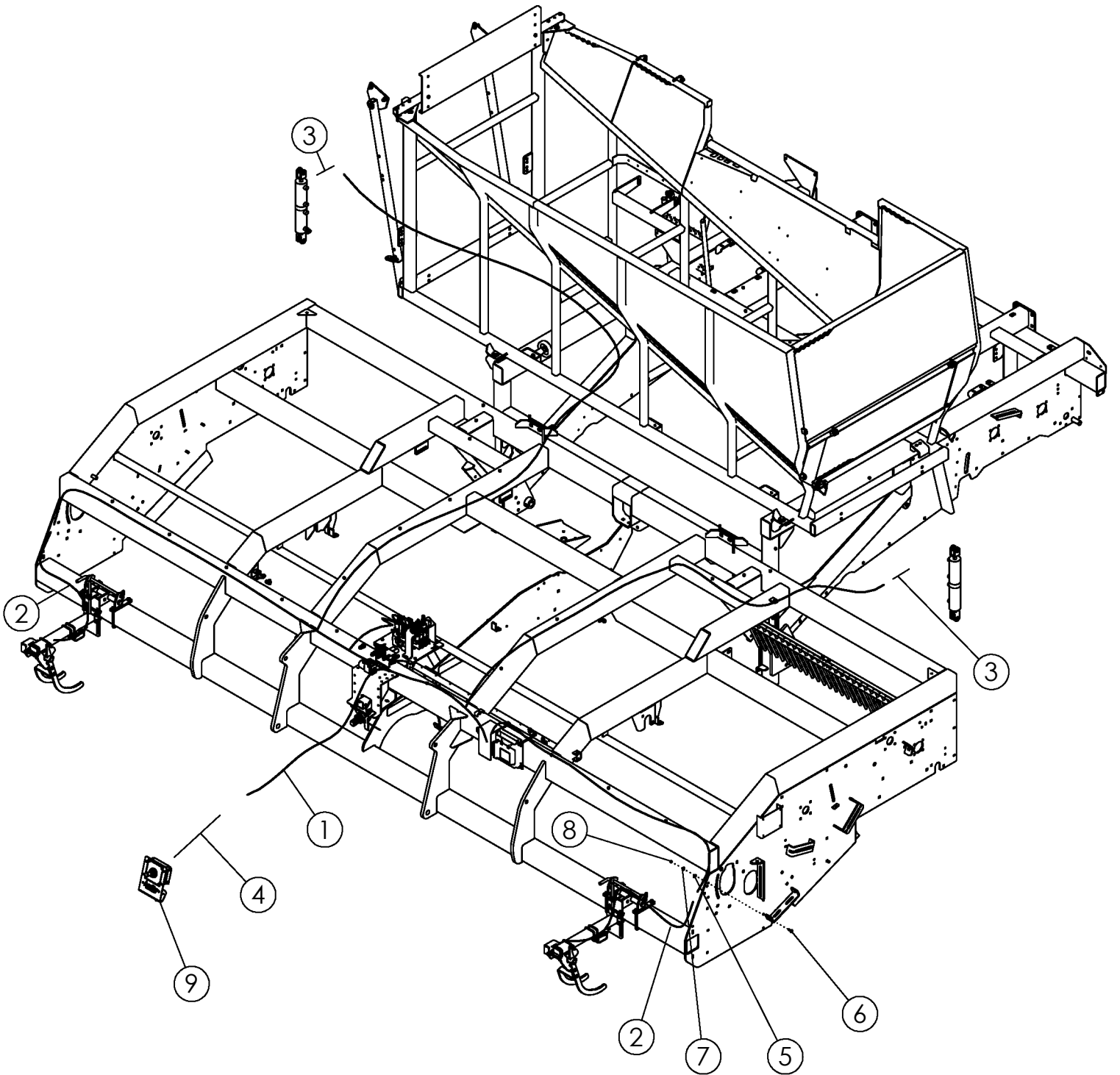
LIGHT KIT HD

ITEM	PART NO.	DESCRIPTION	QTY
1	301335	HARNESS-HRV 12R MAIN (NOT SHOWN)	1
2	300318	HARNESS-HRV 12R HAZARD W/RIGHT REAR (NOT S	1
3	303540	HARNESS-2720 WORK LIGHTS (NOT SHOWN)	1
4	301338	HARNESS-HRV 12R EXTENSION (NOT SHOWN)	1
5	305218	LIGHT-RED LAMP SAE	2
6	305217	LIGHT-YELLOW LAMP SAE	5
7	305216	HARNESS-FLASHER MODULE	1
8	301339	PLATE-LIGHT MODULE MOUNT	1
9	65329	SIGN-SMV ASAE	1
10	301293	LIGHT-GROTE 2000 OVAL FLOOD	3
11	301294	LIGHT-GROTE T26 NEAR FLOOD	4
12	300322	PLATE-LIGHT RED/AMBER WHEEL	2
13	304053	PLATE-HAZARD MOUNT FRONT	2
14	300325	PLATE-LIGHT MOUNT WHEEL	1
15	300326	PLATE-LIGHT MOUNT BOOM	1
16	300327	PLATE-LIGHT MOUNT	3
17	64246	MOUNT-SMV SIGN	1
18	1013423	BOLT-HEX: .25 X 1.00 NC GR5 ZP	24
19	1011595	BOLT-HEX: .25 X .75 NC GR5 ZP	2
20	1016853	BOLT-HEX: .25 X 1.75 NC GR5 ZP	2
21	1030946	NUT-TOPLOCK: .25 NC GR5 ZP	32
22	33856	U-BOLT: .500 X 5.50 X 4.00 X 5.50	6
23	1011606	BOLT-HEX: .50 X 1.25 NC GR5 ZP	6
24	306099	U-BOLT: .375 X 3.00 X 6.00 X 3.00 ZP	4
25	33162	U-BOLT: .375 X 3.00 X 2.00 X 3.00	2
26	1027461	NUT-TOPLOCK: .50 NC GR5 ZP	18
27	300332	PLATE-LIGHT MOUNT BOOM (FRONT)	1
28	34287	U-BOLT: .375 X 5.50 X 4.00 X 5.50	1
29	1016999	NUT-TOPLOCK: .38 NC GR5 ZP	14
30	1013940	BOLT-HEX: .25 X 1.25 NC GR5 ZP	4
31	1020416	WASHER-FLAT: .25 ZP	4



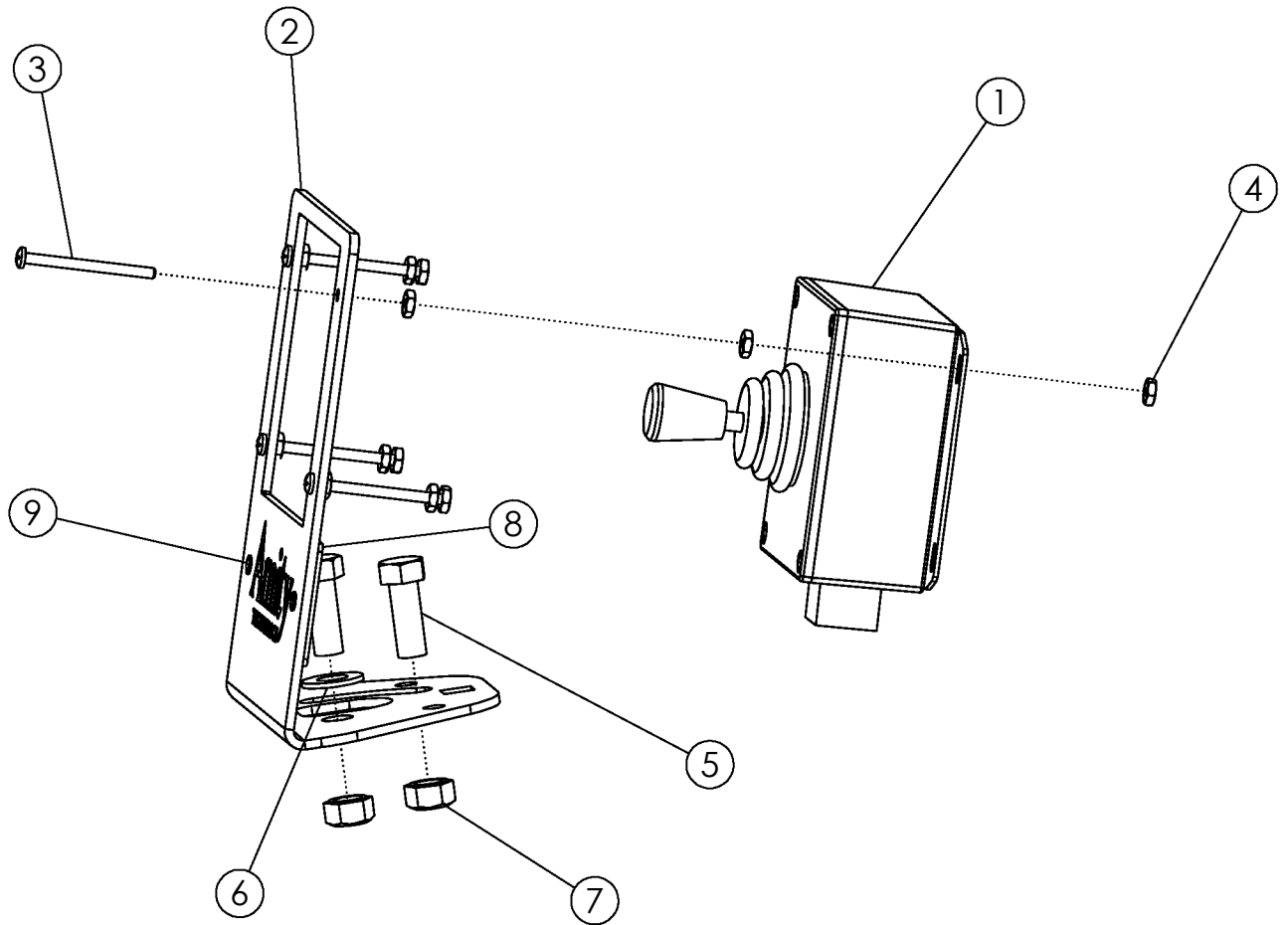
ADC ELECTRONICS

ITEM	PART NO.	DESCRIPTION	QTY
1	301046	PLATE-MNT CONTROL BOX ADC	1
2	64244	U-BOLT: .375 X 5.13 X 8.00 X 5.13 ZP	2
3	1016999	NUT-TOPLOCK: .38 NC GR5 ZP	4
4	303422	ASSY-ADC ISOBUS CONTROLLER	1
5	53753	SCREW-F-H-S-C: .25-20 X 1.50 GR8	4
6	1026591	NUT-K-LOCK: #10-24 NC GR2 ZP	4
7	301036	PLATE-SHIELD ADC	1
8	1011828	WASHER-FLAT .38 ZP	4
9	1011586	WASHER-LOCK: .38 ZP	2
10	1011576	NUT-HEX: .38 NC GR2 ZP	2
16	301024	BRACKET-PTO SENSOR ADC	1
17	64388	WLDMT-SPLIT COLLAR 1.75"	1
18	301014	SENSOR-PTO ADC	1
19	1011595	BOLT-HEX: .25 X .75 NC GR5 ZP	1
20	1013240	NUT-NYLOCK: .25 NC ZP	1
21	1011610	BOLT-HEX: .50 X 2.50 NC GR5 ZP	1
22	1014443	WASHER-FLAT: .50 ZP	1
23	1027461	NUT-TOPLOCK: .50 NC GR5 ZP	1
24	1020416	WASHER-FLAT: .25 ZP	4
25	1013242	WASHER-LOCK: .25 ZP	4
26	1011587	NUT-HEX: .25 NC GR2 ZP	4



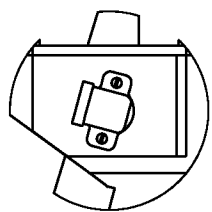
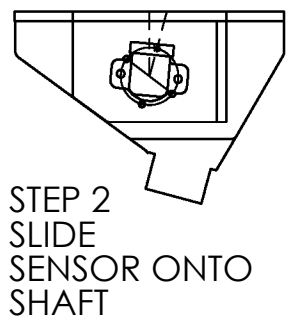
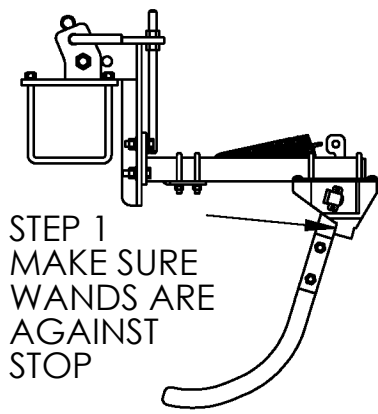
ACTIVE DEPTH CONTROL ELECTRICAL SCHEMATIC

ITEM	PART NO.	DESCRIPTION	QTY
1	303443	HARNESS-ADC ISOBUS MAIN 2720	1
2	301020	HARNSS-ADC POTENTIOMETER	2
3	73509	HARNESS-CYL SENSOR CONNECTOR	2
4	303444	HARNESS-ADC ISOBUS JOYSTICK EXT	1
5	300249	P-CLIP .38" X .313"	4
6	1016362	BOLT-CRG: .38 X 1.25 NC GR5 ZP	4
7	1011828	WASHER-FLAT: .38 ZP	4
8	1016999	NUT-TOPLOCK: .38 NC GR5 ZP	4
9	303448	KT-JOYSTICK WITH MOUNT	1

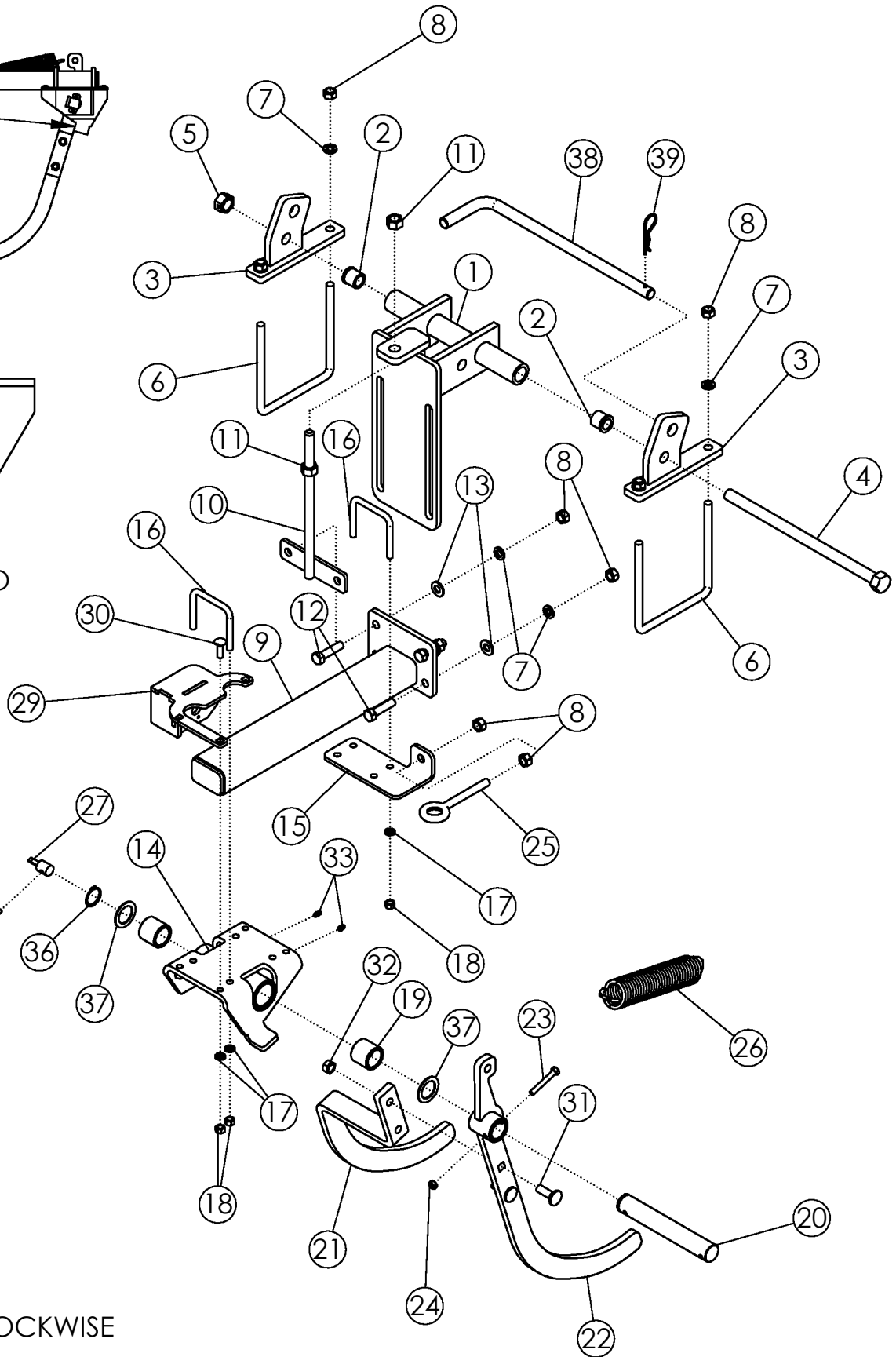


KT- JOYSTICK WITH MOUNT #303448

ITEM	PART NO.	DESCRIPTION	QTY
1	301151	ASSY-JOYSTICK & ENCLOSURE	1
2	303451	PLATE-JOYSTICK MOUNT	1
3	1019992	SCREW P-H: #6 X 1.75 NC GR5 ZP	4
4	1040448	#6 NUT	12
5	1011600	BOLT-HEX: .38 X 1.00 NC GR5 ZP	2
6	1014608	WASHER-FLAT: SAE .38 ZP	1
7	1016999	NUT-TOPLOCK: .38 NC GR5 ZP	2
8	311514	PLATE-JOYSTICK LOGO	1
9	59882	RIVET-POP: .13 X.31 ZP	2

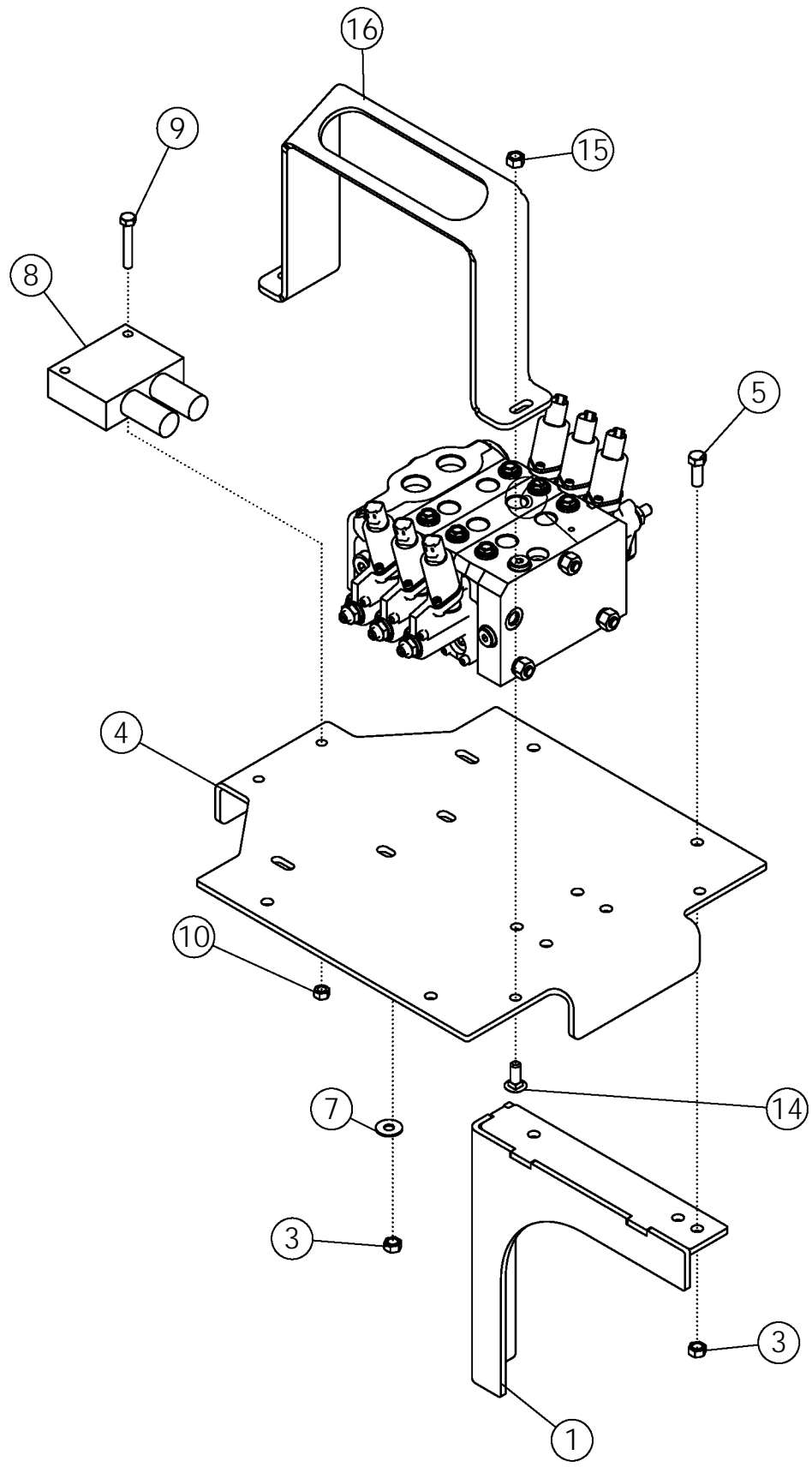


STEP 4
INSTALL SCREWS
AND TIGHTEN



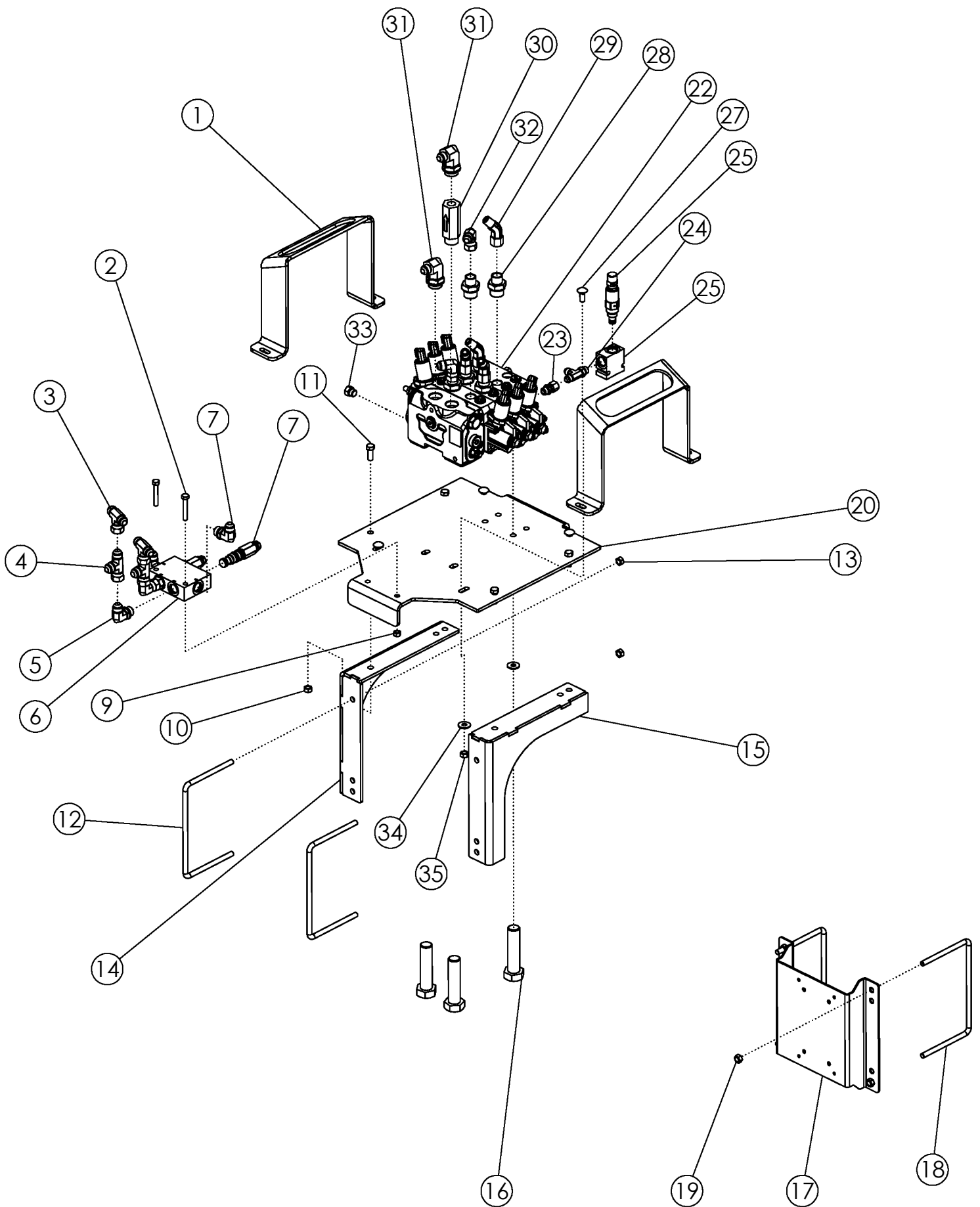
ACTIVE DEPTH CONTROL WANDS

ITEM	PART NO.	DESCRIPTION	QTY
1	63661	WLDMT-MOUNTING BRACKET	1
2	52654	BUSHING-FLANGE	2
3	300214	WLDMT-MOUNTING SUPPORT ADC NARROW	2
4	63664	BOLT-HEX: .75 X 14.00 NC GR5 ZP	1
5	1013537	NUT-CENTERLOCK: .75 NC ZP	1
6	53984	U-BOLT 1/2 X 7 X 6 X 7	2
7	1011581	WASHER-LOCK: .50 ZP	8
8	1011577	NUT-HEX: .50 NC ZP	10
9	300216	WLDMT-ADC ARM 8R	1
	73474	WLDMT-ADC ARM 12R	
10	62882	WLDMT-TIGHTENER 11.125" ZP	1
11	1011578	NUT-HEX: .63 NC GR2 ZP	2
12	1011609	BOLT-HEX: .50 X 2.00 NC GR5 ZP	4
13	1011584	WASHER-FLAT: SAE .50 ZP	4
14	300218	WLDMT-ADC MAIN 8R/12R	1
15	73490	PLATE-ADC BOLT EYELET	1
16	73491	U-BOLT .375 X 3.00 X 3.063 X 3.000	4
17	1011586	WASHER-LOCK: .38 ZP	11
18	1011576	NUT-HEX: .38 NC GR2 ZP	11
19	56939	BUSHING-BRONZE	2
20	301244	SHAFT-ADC B 8R/12R	1
21	300228	PLATE-WAND SENSOR SIDE	1
22	73475	WLDMT-WAND SPRING SIDE	1
23	301258	BOLT-HEX: .31 X 2.25 NC GR8 ZP	1
24	1030700	NUT-TOPLOCK: .31 NC GR5 ZP	1
25	52306	BOLT-EYE	1
26	53159	SPRING	1
27	73487	SHAFT-ADC A ZP	1
28	73489	BAR-ADC PIN	1
29	300224	WLDMT-ADC SENSOR HOUSING 8R/12R	1
30	1016362	BOLT-CRG: .38 X 1.25 NC GR5 ZP	3
31	1011660	BOLT-CRG: .50 X 1.50 NC GR5 ZP	2
32	1027461	NUT-TOPLOCK: .50 NC GR5 ZP	2
33	1011748	ZERK-GREASE: .25UNF STRAIGHT	2
34	73492	SENSOR-ROTARY POSITION (JD: AH233087)	1
35	1011304	SCREW-MACHINE RND SLT #10-32 X 1.25	2
36	301058	SNAP-RING 1.250"	1
37	55206	BUSHING-MACH: 1.25 NR 14GA	1 OR 2
38	301267	ROD-WAND LOCK	1
39	1029164	PIN-HAIR: .19 X 3.00 ZP	1



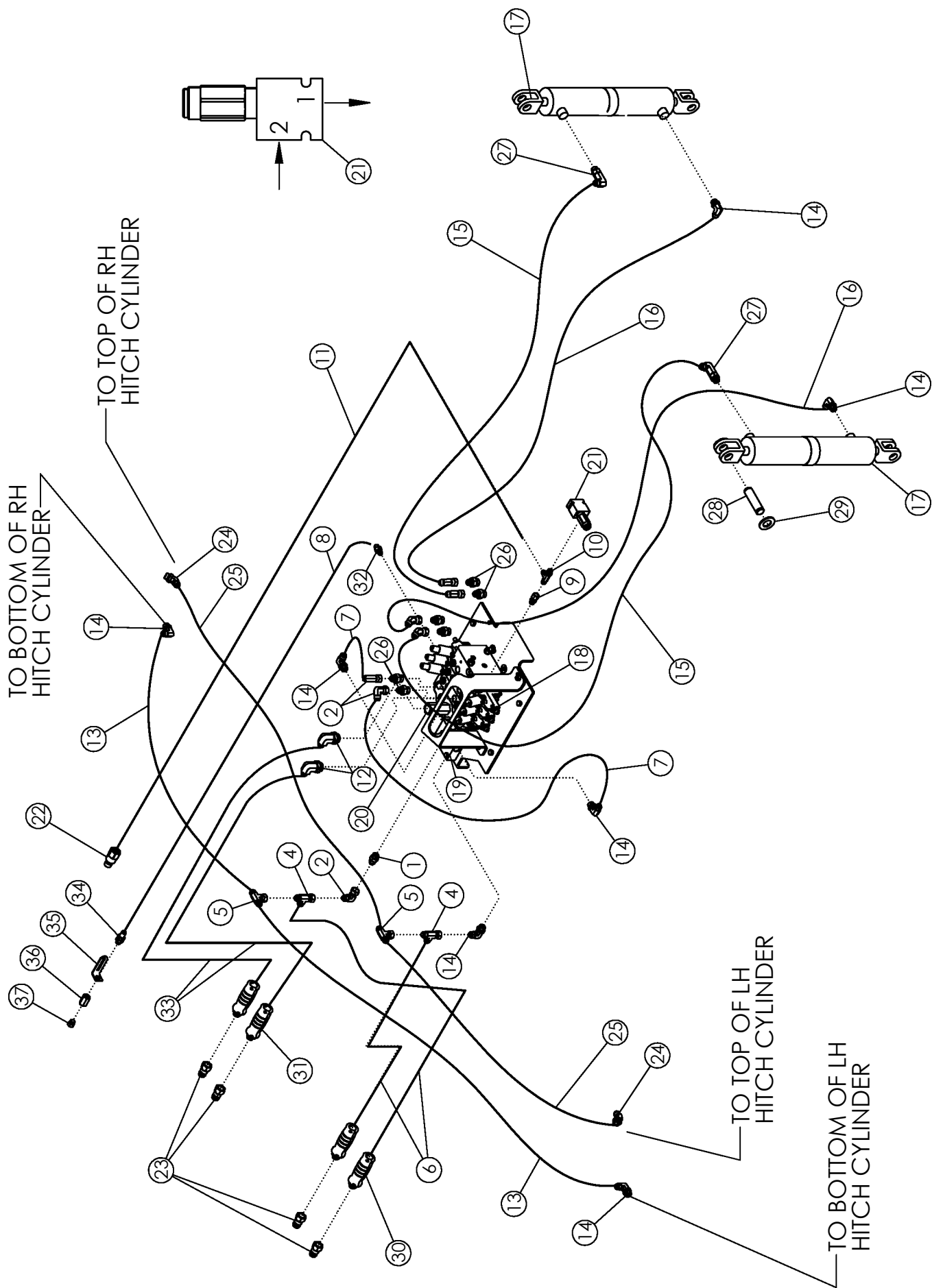
ADC HYDRAULIC COMPONENTS

ITEM	PART NO.	DESCRIPTION	QTY
1	301042	WLDMT-SUPPORT VALVE	2
2	64244	U-BOLT: .375 X 5.13 X 8 X 5.13 (12R)	2
3	1016999	NUT-TOPLOCK: .38 NC GR5 ZP	12
4	302354	PLATE-MOUNT VALVES ADC	1
5	1011600	BOLT-HEX: .38 X 1.00 NC GR5 ZP	8
6	302261	VALVE-ADC 3 BANK	1
7	1011828	WASHER-FLAT .38 ZP	6
8	73426	VALVE-DUAL COUNTER BALANCE	1
	301854	CARTRIDGE-VALVE DUAL COUNTER BALANCE	2
9	1011285	BOLT-HEX: .31 X 2.00 NC	2
10	1030700	NUT-TOPLOCK: .31 NC GR5 ZP	2
11	301045	BAR-BOLTING (8R)	2
12	1021757	BOLT-HEX: .38 X 5.00 NC GR5 ZP (8R)	4
13	302430	SHIELD-ADC VALVE	2
14	59488	BOLT-CRG: .38 X 1.00 NC GR5 ZP	4
15	1011576	NUT-HEX: .38 NC GR2 ZP	4



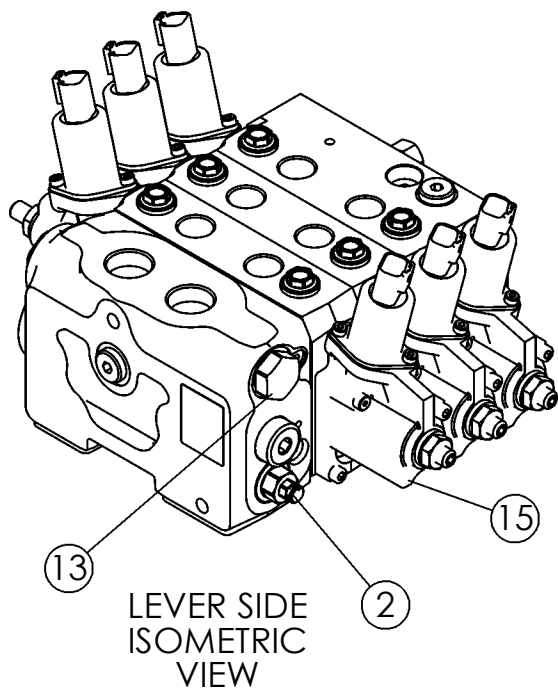
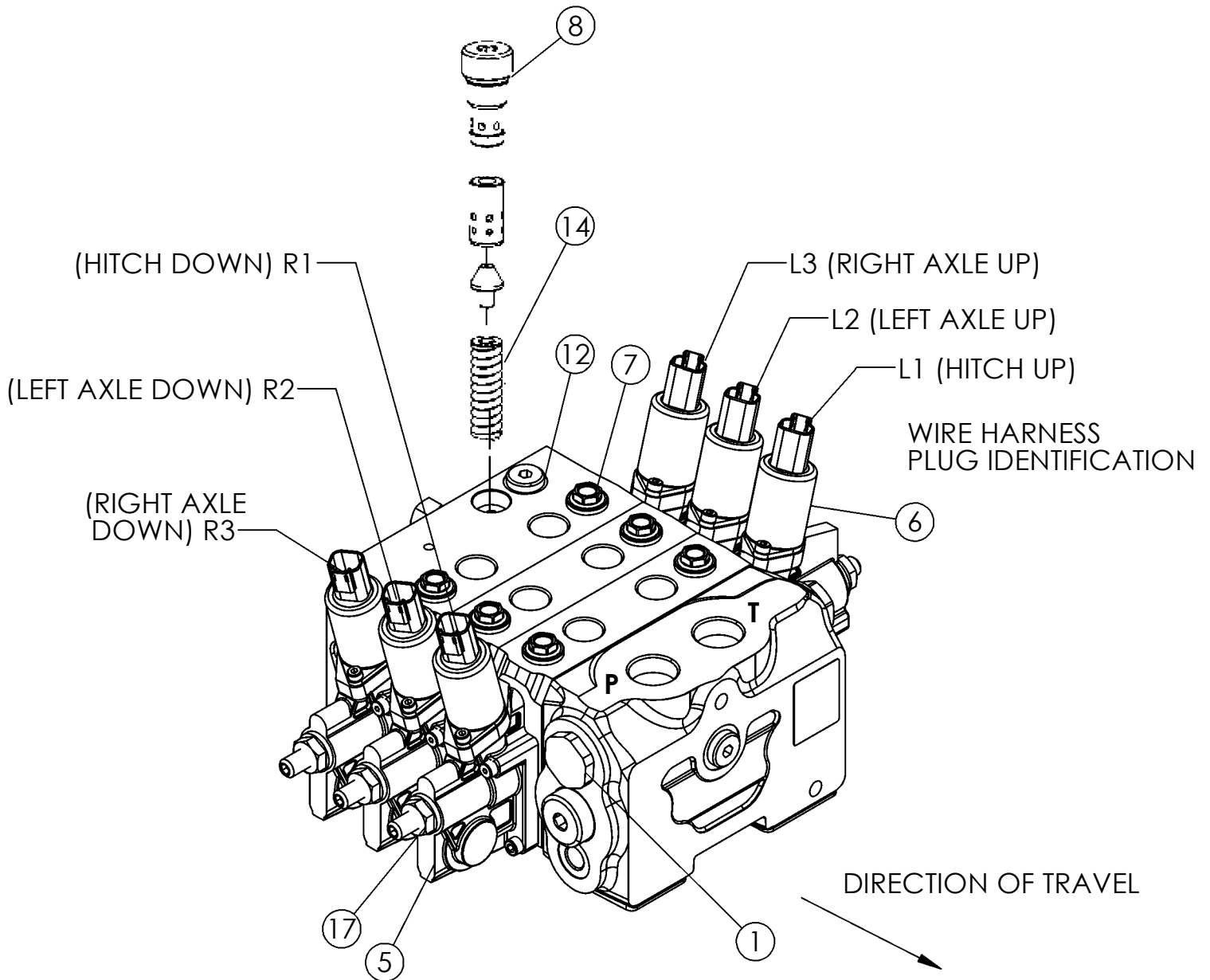
ADC HYDRAULIC COMMON

ITEM	PART NO.	DESCRIPTION	QTY
1	302430	SHIELD-ADC VALVE	2
2	1011285	BOLT-HEX: .31 X 2.00 NC GR5 ZP	2
3	66603	FTG-TEE: 8MJ-8MJ-8FJX	2
4	63015	FTG-TEE: 8MJ-8FJX-8MJ	2
5	58560	FTG-ELBOW: 8MB-8MJ-90	2
6	73426	VALVE-DUAL COUNTER BALANCE	1
7	58560	FTG-ELBOW: 8MB-8MJ-90	2
9	1030700	NUT-TOPLOCK: .31 NC GR5 ZP	2
10	1016999	NUT-TOPLOCK: .38 NC GR5 ZP	4
11	1011600	BOLT-HEX: .38 X 1.00 NC GR5 ZP	4
12	64244	U-BOLT: .375 X 5.13 X 8.00 X 5.13 ZP	2
13	1016999	NUT-TOPLOCK: .38 NC GR5 ZP	4
14	301044	PLATE-SUPPORT TOP 8R/12R	1
15	301043	PLATE-SUPPORT SIDE 8R	1
17	301046	PLATE-MNT CONTROL BOX ADC 8R/12R	1
18	64244	U-BOLT: .375 X 5.13 X 8.00 X 5.13 ZP	2
19	1016999	NUT-TOPLOCK: .38 NC GR5 ZP	4
20	302354	PLATE-ADC VALVE MOUNT (2018)	1
22	302261	VALVE-ADC 3 BANK (2018)	1
23	67008	FTG-ADAPTER: 6MB-6FJX	1
24	301033	FTG-TEE: 6MJ-6MB-6MJ	1
25	301018	VALVE-CASE DRAIN RELIEF (ADC)	1
27	59488	BOLT-CRG: .38 X 1.00 NC GR5 ZP	4
28	58195	FTG-ADAPTER: 10MB-8MJ	6
29	57663	FTG-ELBOW: 8MJ-8FJX-45	4
30	302262	VALVE-CHECK: 12MB - 12FB 5000 PSI	1
31	73494	FTG-ELBOW: 12MB-8MJ-90	2
32	57668	FTG-ELBOW: 8MJ-8FJX-90	2
33	63033	FTG-PLUG: 6MB	1
34	1011828	WASHER-FLAT: .38 ZP	4
35	1016999	NUT-TOPLOCK: .38 NC GR5 ZP	4
36	73421	CYLINDER-HYD 4 X 10-3000-0° ADC	2



ACTIVE DEPTH CONTROL HYDRAULICS

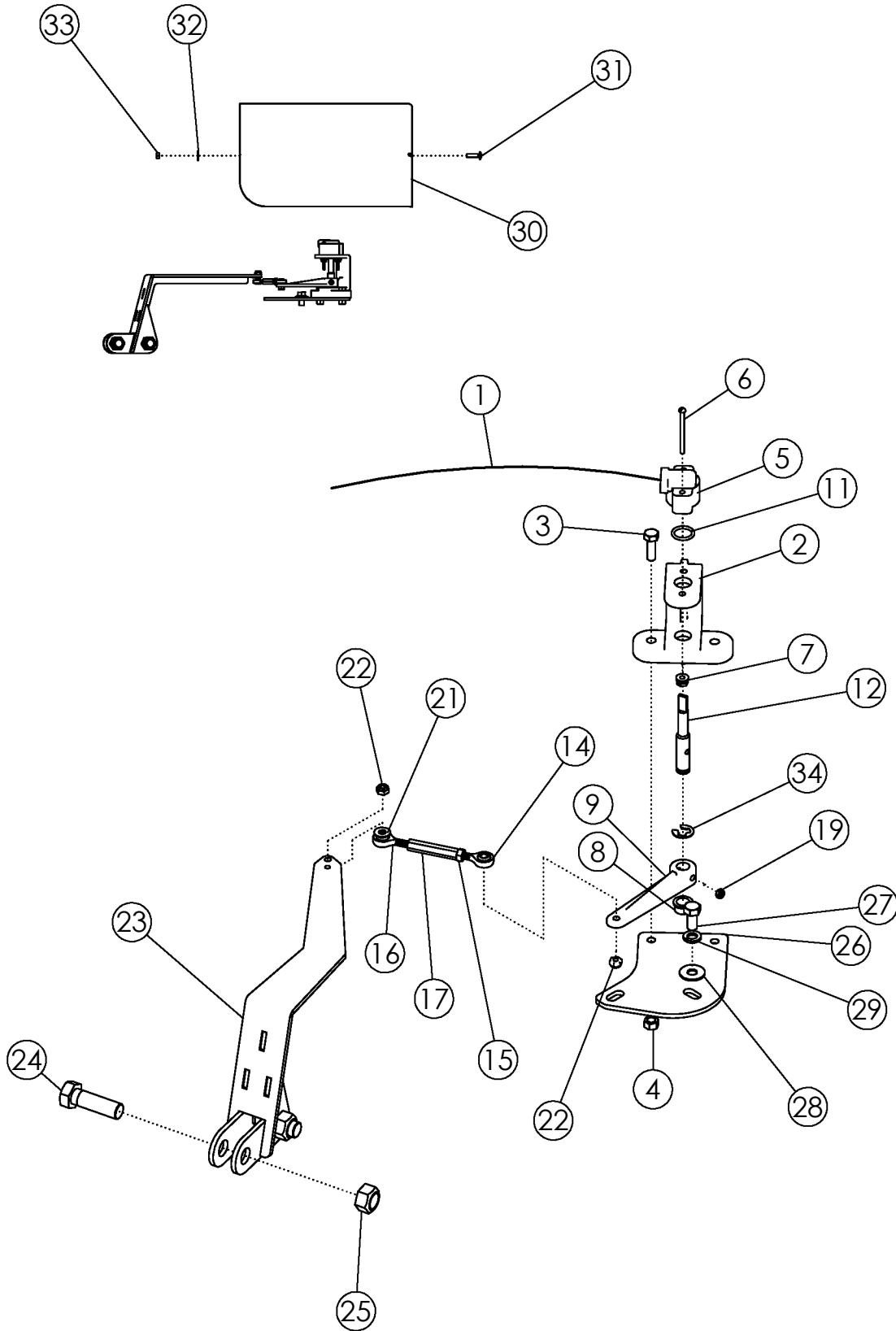
ITEM	PART NO.	DESCRIPTION	QTY
1	56226	FTG-ADAPTER: 8MB-8MJ	1
2	57668	FTG-ELBOW: 8MJ-8FJX-90	6
3	57663	FTG-ELBOW: 8MJ-8FJX-45	4
4	63015	FTG-TEE: 8MJ-8FJX-8MJ	2
5	66603	FTG-TEE: 8MJ-8MJ-8FJX	2
6	37705	HOSE: .50 X 128 8MB-8FJX	4
	301647	HOSE: .50 X 143 8MB-8FJX (XL)	
7	64263	HOSE: .50 X 011 8JFX-8FJX	2
8	303842	HOSE: .38 X 152 6FJX-6FJX	1
	303883	HOSE: .38 X 172 6FJX-6FJX (XL)	
9	67008	FTG-ADAPTER: 6MB-6FJX	1
10	301033	FTG-TEE: 6MJ-6MB-6MJ	1
11	301818	HOSE: .38 X 146 8MB-6FJX (8ROW)	1
	301648	HOSE: .38 X 160 8MB-6FJX (12ROW)	
	318827	HOSE: .38 X 180 8MB-6FJX (12ROW) (XL)	
12	73494	FTG-ELBOW: 12MB-8MJ-90	2
13	35770	HOSE: .50 X 52 8FJX-8FJX	2
14	58560	FTG-ELBOW: 8MB-8MJ-90	7
15	302786	HOSE: .38 X 236 8FJX-8FJX (12R)	2
	301819	HOSE: .38 X 212 8FJX-8FJX (8R)	
16	302787	HOSE: .38 X 248 8FJX-8FJX (12R)	2
	301820	HOSE: .38 X 226 8FJX-8FJX (8R)	
17	73421	CYLINDER-HYD 4 X 10 10-3000-0° ADC	2
	73629	SEAL KIT-CYL 4 X 10 (73421)	
18	302261	VALVE-ADC 3 BANK (2018)	1
19	73426	VALVE-DUAL COUNTER BALANCE	1
20	302262	VALVE-CHECK: 12MB - 12FB 5000 PSI	1
21	301018	VALVE-CASE DRAIN RELIEF	1
22	69119	FTG-CASE DRAIN 3/8 FLAT FACE	1
	36290	PIONEER TIP 8010-15P (#8 ORB)	
23	36290	PIONEER TIP 8010-15P (#8 ORB)	4
24	58515	FTG-ELBOW: 8MB-8MJ-45	2
25	1015221	HOSE: .50 X 040 8FJX-8FJX (12R)	2
	57676	HOSE: .50 X 31 8FJX-8FJX (8R)	
26	58195	FTG-ADAPTER: 10MB-8MJ	7
27	305402	FTG-ELBOW: 8MB-8MJ-90L	2
28	320136	PIN-1.000 X 3.375 HRD W/GROOVE ZP	4
29	1016663	WASHER-FLAT: SAE 1.00 ZP	6
30	301911	HYD LABEL: .50 BLACK/GRAY SET	1
31	301920	HYD LABEL: .50 ORANGE/GRAY SET	1
32	303854	VALVE-CHECK: 6MB-6MJ MB --> MJ	1
33	37705	HOSE: .50 X 128 8FJX-8MB	4
	300037	HOSE: .50 X 153 8MB-8FJX (XL)	
34	303836	FTG-BULKHEAD: 6MB-6MJ	1
35	303837	PLATE-LOAD SENSE COUPLER LABEL	1
36	303608	FTG-ADAPTER: 6FB-6FB	1
37	63033	FTG-PLUG: 6MB	1



VALVE-ADC 3 BANK #302261

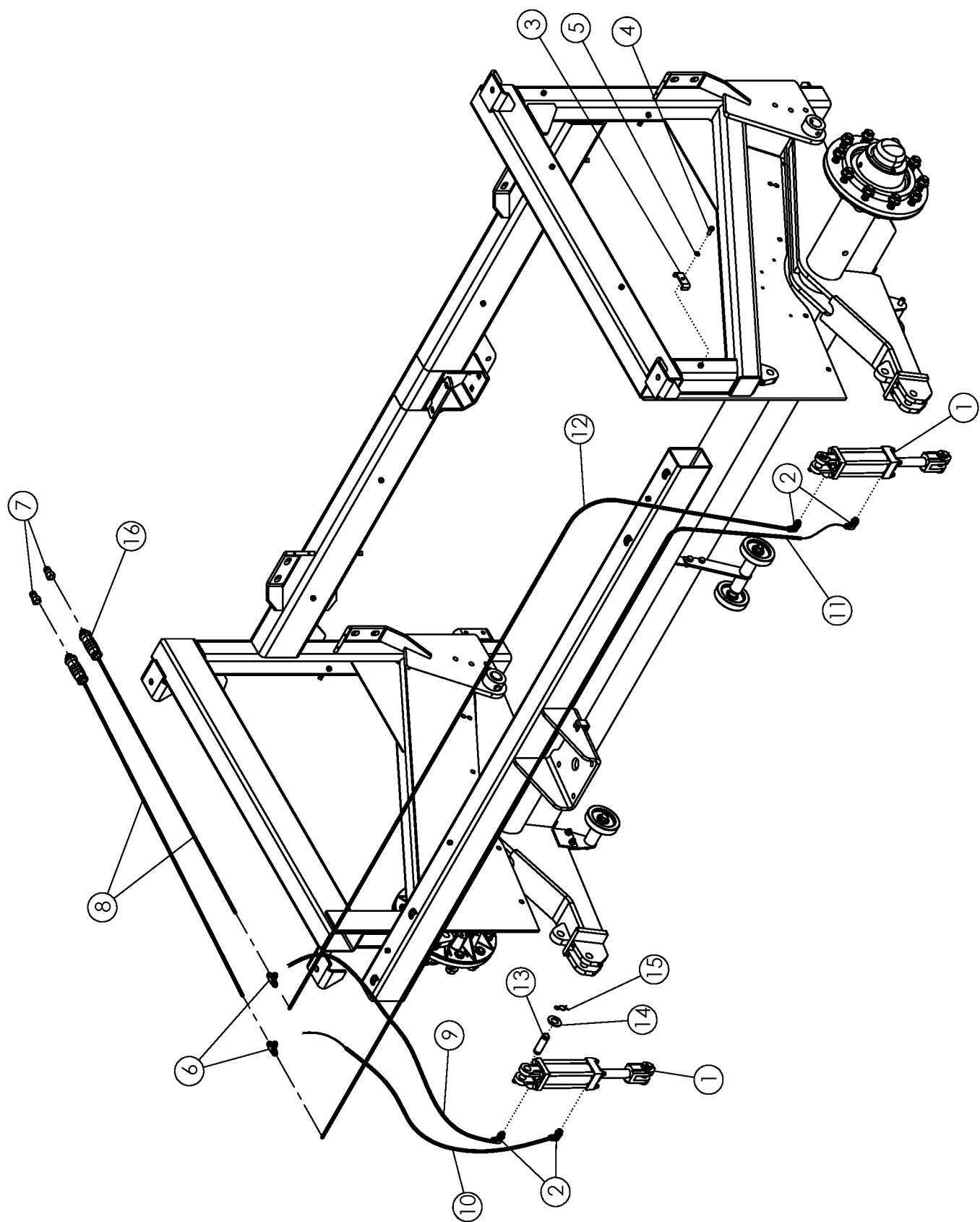
ITEM	PART NO.	DESCRIPTION	QTY
1	303014	PLUG ASSY ADC 3-BANK VALVE	1
2	303015	LS RELIEF VALVE 255-350 BAR	
3	303016	H-SPOOL 65L	1
4	303017	D-SPOOL 15L	2
5	303018	EH ACTUATION WITH STROKE LIMITER-SPRING SIDE	6
6	303019	THOMAS MAGNETTE DEUTSCH CONNECTOR 12 V D	6
7	303020	PLUG ASSY	1
8	303021	PLUG S/A, PR. REDUCING VALVE (SPOOL END)	1
9	303022	KT-SEAL FOR BTWN INLET SECTION,(NOT SHOWN)	4
10	303023	KT-SEAL ELEC PROPRTNL END CAP (SPRING SIDE)	
11	303024	KT-SEAL ELEC PROPRTNL END CAP (LEVER SIDE)	
12	303025	SET SCREW FOR ADC VALVE	1
13	303026	LS DUMP VALVE PLUG ASSEMBLY	
14	303027	SPRING, PR. REDUCING VALVE	
15	303028	EH ACTUATION ASSEMBLY WITH STROKE LIMITER	
16	303029	COMP SECTION PLUG S/A	
17	303030	STROKE LIMITER SEAL NUT	

*NOTE: VALVE COMES STANDARD WITH CLOSED CENTER PLUG



KIT-JD TOUCHSET 2720 STEERING

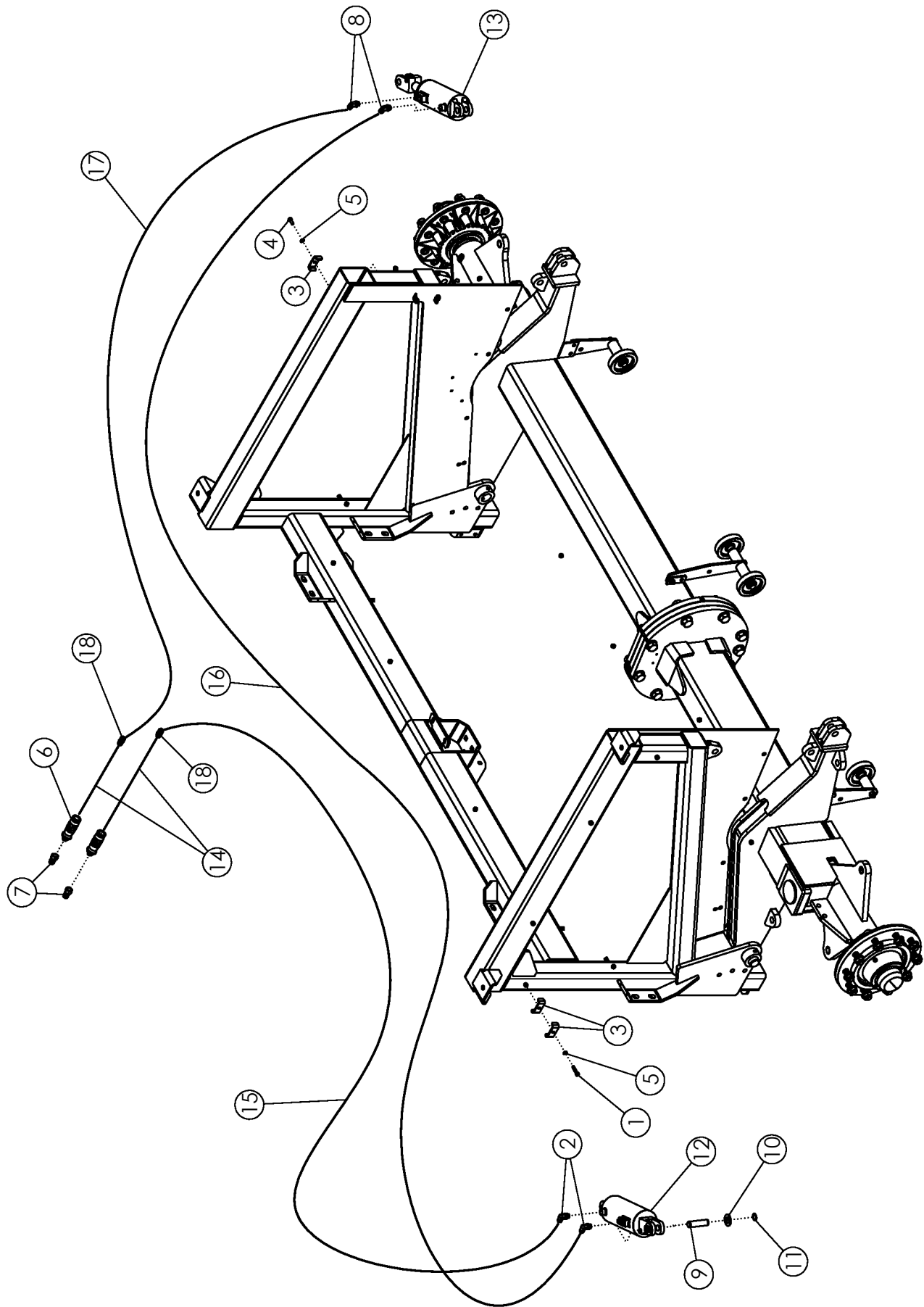
ITEM	PART NO.	DESCRIPTION	QTY
1	302984	HARNESS-JD TOUCHSET 2700/2720	1
2	306821	SENSOR BRACKET-DLS	1
3	1011598	BOLT-HEX: .31 X 1.00 NC GR5 ZP	2
4	1030700	NUT-TOPLOCK: .31 NC GR5 ZP	2
5	73492	SENSOR-ROTARY POSITION	1
6	306836	SCREW-MACH RND: #10-24 X 2.0"	2
7	1026591	NUT-K-LOCK: #10-24 NC GR2 ZP	2
8	306822	GROMMET-DLS SHAFT	1
9	306823	LEVER-DLS	1
10	306825	SUPPORT-DLS SHAFT (NOT SHOWN)	1
11	306826	O-RING	1
12	306827	SHAFT-DLS ZP	1
14	306828	BALL JOINT ROD END, 1/4"-28, RH	1
15	1011579	NUT-HEX: .25 NF GR2 ZP	1
16	306826	BALL JOINT ROD END, 1/4"-28, LH	1
17	306830	TURNBUCKLE, 1/4"-28	1
18	306831	BOLT-SHLDER:C54 3/16" X 1.0" SHLD LG #8-32	1
19	62617	NUT-NYLOCK: #8-32 GR2 ZP	1
20	306832	BOLT-SHLDER:C54 1/4" X 1/2" SHLD LG #10-24	2
21	65695	WASHER-FLAT: .25 SS	1
22	67079	NUT-NYLOCK: #10-24 GR2 ZP	2
23	73438	WLDMT-INDICATOR TRUNNION MOUNT	1
24	1011623	BOLT-HEX: .63 X 2.00 NC GR5 ZP	2
25	1016595	NUT-TOPLOCK: .63 NC GR5 ZP	2
26	302986	PLATE-TOUCHSET MOUNT	1
27	1011599	BOLT-HEX: .38 X .75 NC GR5 ZP	1
28	1011828	WASHER-FLAT .38 ZP	1
29	1011586	WASHER-LOCK: .38 ZP	2
30	303416	PLATE-TOUCH SET SHIELD	1
31	1017254	BOLT-CRG: .25 X 1.00 NC GR5 ZP	4
32	1020416	WASHER-FLAT: .25 ZP	4
33	1030946	NUT-TOPLOCK: .25 NC GR5 ZP	4
34	306895	SNAP-RING: FOR 1/2" OD - 0.46 ID X .035"	1



AXLE HYDRAULICS

ITEM	PART NO.	DESCRIPTION	QTY
1	72950	CYLINDER-HYDRAULIC 4 X 10-3000-90°	2
	301315	SEAL KIT FOR 72950 UNIVERSAL	
2	58560	FTG-ELBOW: 8MB-8MJ-90	4
3	50714	CLAMP .50 ZP	25
4	1011600	BOLT-HEX: .38 X 1.00 NC GR5 ZP	25
5	1011586	WASHER-LOCK: .38 ZP	25
6	57667	FTG-TEE: 8MJ-8MJ-8MJ	2
7	36290	PIONEER TIP 8010-15P (#8 ORB)	2
8	300047	HOSE: .38 X 348 8MB-8FJX	2
9	72476	HOSE: .38 X 25 8FJX-8FJX	1
10	72909	HOSE: .38 X 38 8FJX-8FJX	1
11	72480	HOSE: .38 X 177 8FJX-8FJX	1
12	72479	HOSE: .38 X 164 8FJX-8FJX	1
13	320136	PIN-1.000 X 3.375 HRD W/GROOVE ZP	4
14	1016663	WASHER-FLAT: SAE 1.00 ZP	8
15	36430	RING-RETAINING 1.000 ZP	8
	52320*	CYLINDER STOP A-KIT (NOT SHOWN)	2
	54004*	CYLINDER STOP 1-1/2 (NOT SHOWN)	6
16	301920	HYD LABEL: .50 ORANGE/GRAY SET	1

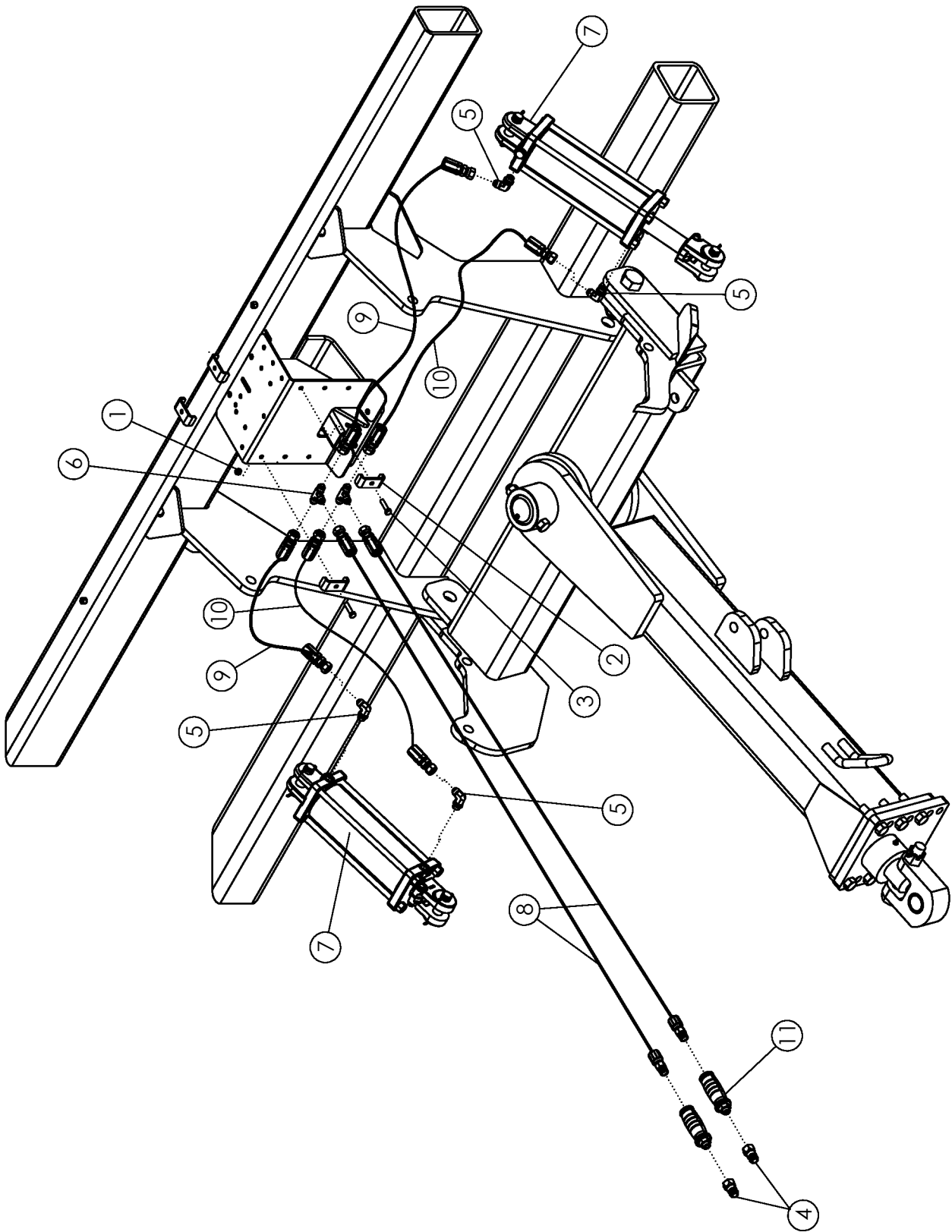
* USE AS REQUIRED TO LEVEL HARVESTER



STEERABLE STRUT HYDRAULICS

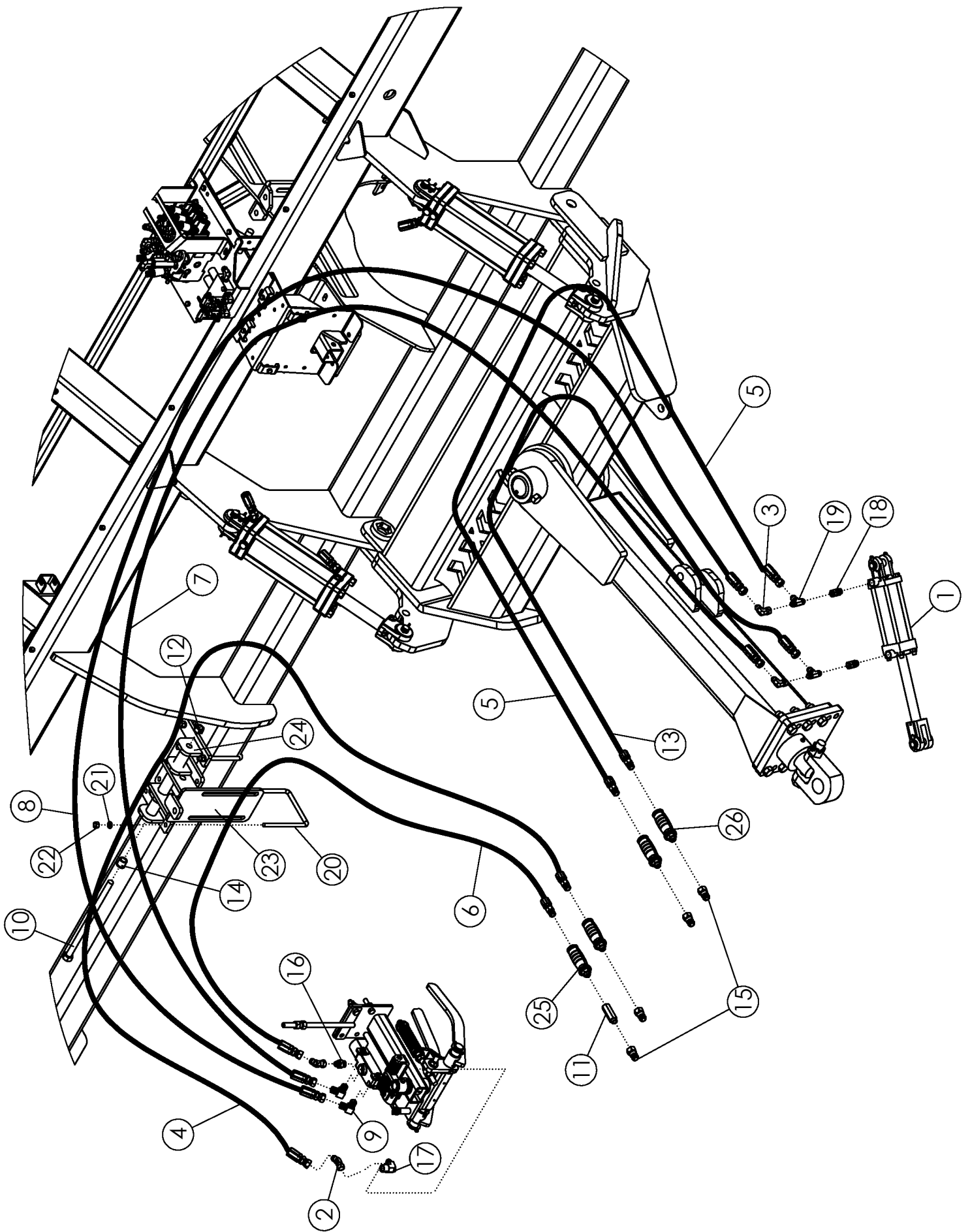
ITEM	PART NO.	DESCRIPTION	QTY
1	1011603	BOLT-HEX: .38 X 1.75 NC GR5 ZP	7
2	58560	FTG-ELBOW: 8MB-8MJ 90	2
3	50714	CLAMP .50 ZP	39
4	1011600	BOLT-HEX: .38 X 1.00 NC GR5 ZP	25
5	1011586	WASHER-LOCK: .38 ZP	32
6	301908	HYD LABEL: .50 RED/GRAY SET	1
7	36290	PIONEER TIP 8010-15P (#8 ORB)	2
8	58515	FTG-ELBOW: 8MB-8MJ-45	2
9	320136	PIN-1.000 X 3.375 HRD W/GROOVE ZP	4
10	1016663	WASHER-FLAT: SAE 1.00 ZP	8
11	36430	RING-RETAINING 1.000 ZP	8
12	301365	CYLINDER-HYD: 4.25 X 6" RPHS 3000 (LH FRONT)	1
	301368	SEAL KT-CYL: 4.25 X 6 3000PSI #301365	
	303543	CLEMS KT-CYL 4 X 6, 4.25 X 6 REPHASE	
	303799	BUSHING-1.25 OD X 1.00 ID X 0.63 LG	
13	301340	CYLINDER-HYD: 4" X 6" RPHS 3000 (RH REAR)	1
	301367	SEAL KT-CYL: 4 X 6 3000PSI #301340	
	303543	CLEMS KT-CYL 4 X 6, 4.25 X 6 REPHASE	
	303799	BUSHING-1.25 OD X 1.00 ID X 0.63 LG	
14	301848	HOSE: .38 X 300 8FJX-8MB	2
15	68247	HOSE: .38 X 60 8FJX-8FJX	1
16	72477	HOSE: .38 X 220 8FJX-8FJX	1
17	64104	HOSE: .38 X 198 8FJX-8FJX	1
18	58194	FTG-ADAPTER: 8MJ-8MJ	2
19	52320*	CYLINDER STOP A-KIT (NOT SHOWN)	2
20	54004*	CYLINDER STOP 1-1/2 (NOT SHOWN)	10

* USE AS REQUIRED TO LEVEL HARVESTER



HITCH HYDRAULICS

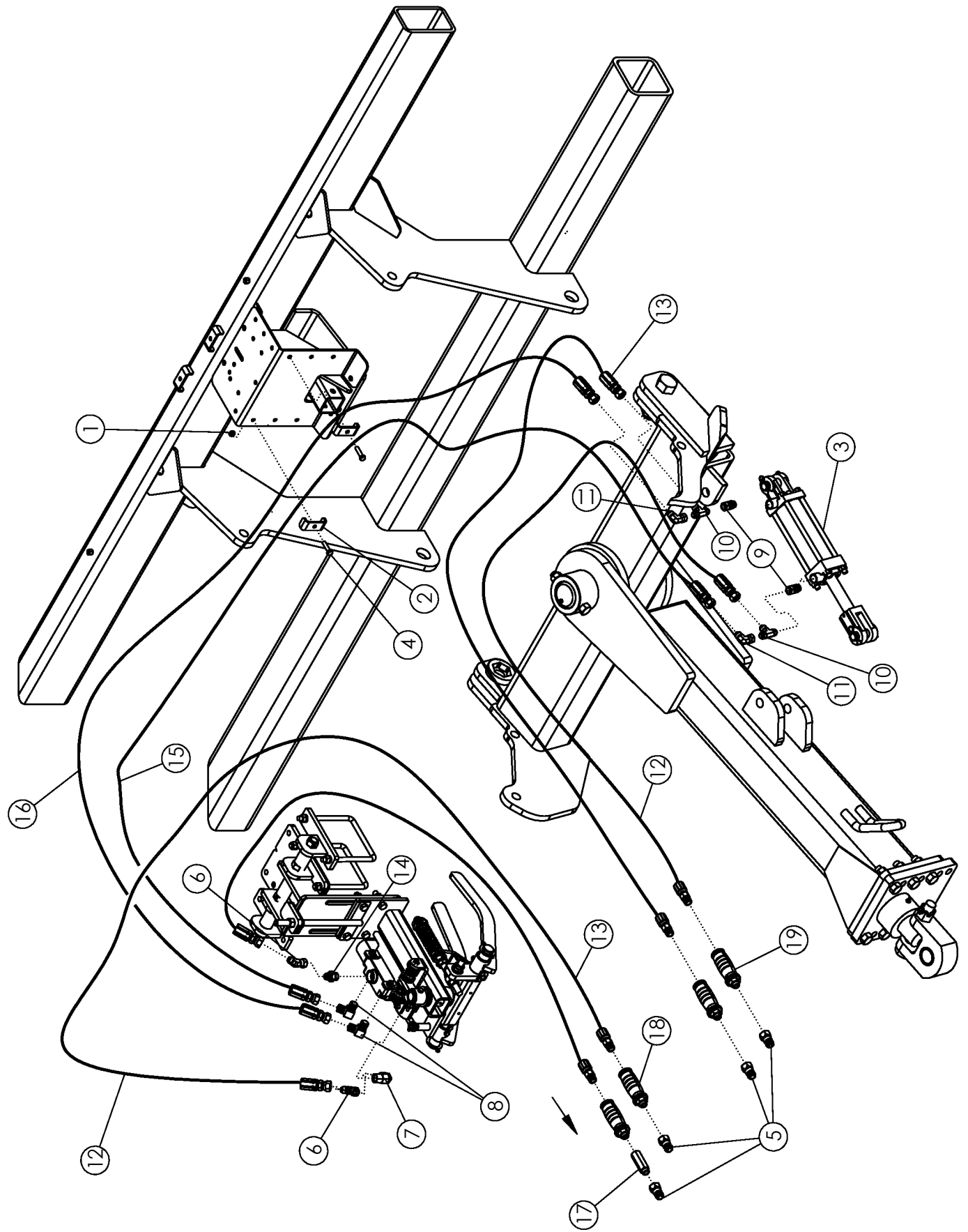
ITEM	PART NO.	DESCRIPTION	QTY
1	1016999	NUT-TOPLOCK: .38 NC GR5 ZP	6
2	50714	CLAMP .50 ZP	6
3	1011602	BOLT-HEX: .38 X 1.50 NC GR5 ZP	6
4	36290	PIONEER TIP 8010-15P (#8 ORB)	2
5	58560	FTG-ELBOW: 8MB-8MJ-90	4
6	57667	FTG-TEE: 8MJ-8MJ-8MJ	2
7	62082	CYLINDER-HYDRAULIC 4 X 10" 3000	2
	301315	SEAL KIT FOR 62082 UNIVERSAL	
8	37705	HOSE: .50 X 128 8FJX-8MB	2
	301647	HOSE: .50 X 143 8MB-8FJX	2
9	57676	HOSE: .50 X 031 8FJX-8FJX	2
	1015221	HOSE: .50 X 040 8FJX-8FJX	2
10	301105	HOSE: .50 X 043 8FJX-8FJX	2
	35770	HOSE: .50 X 052 8FJX-8FJX	2
11	301911	HYD LABEL: .50 BLACK/GRAY SET	1



FRAME MOUNTED ROW FINDER HYDRAULICS

ITEM	PART NO.	DESCRIPTION	QTY
1	58891	CYLINDER-HYDRAULIC 4 X 8" 3000	1
	301315	SEAL KIT UNIVERSAL	
2	57663	FTG-ELBOW: 8MJ-8FJX-45	2
3	57668	FTG-ELBOW: 8MJ-8FJX 90	2
4	304010	HOSE: .50 X 293 8MB-8FJX	1
5	304008	HOSE: .50 X 202 8MB-8FJX	1
6	304011	HOSE: .50 X 285 8MB-8FJX	1
7	36008	HOSE: .50 X 237 8FJX-8FJX	1
8	1017140	HOSE: .50 X 222 8FJX-8FJX	1
9	58560	FTG-ELBOW: 8MB-8MJ-90	2
10	63664	BOLT-HEX: .75 X14.00 NC GR5 ZP	1
11	300070	CHECK VALVE 8MB-8FB FLOW F-->M (FC-08R)	1
12	1017000	NUT-TOPLOCK: .75 NC GR5 ZP	1
13	301645	HOSE: .50 X 215 8MB-8FJX	1
14	52654	1050187 BUSHING	2
15	36290	PIONEER TIP 8010-15P (#8 ORB)	4
16	58195	FTG-ADAPTER: 10MB-8MJ	1
17	65901	FTG-ELBOW: 10MB-8MJ-90	1
18	56941	FTG-ADAPTER: 8MB-8FJX	2
19	57667	FTG-TEE: 8MJ-8MJ-8MJ	2
20	53984	U-BOLT: .500 X 7.00 X 6.00 X 7.00	2
21	1011581	WASHER-LOCK: .50 ZP	4
22	1011577	NUT-HEX: .50 NC GR2 ZP	4
23	63661	WLDMT-MOUNTING BRACKET	1
24	63662	WLDMT-MOUNTING SUPPORT	2
25	301902	HYD LABEL: .50 BLUE/GRAY SET	1
26	301917	HYD LABEL: .50 YELLOW/GRAY SET	1

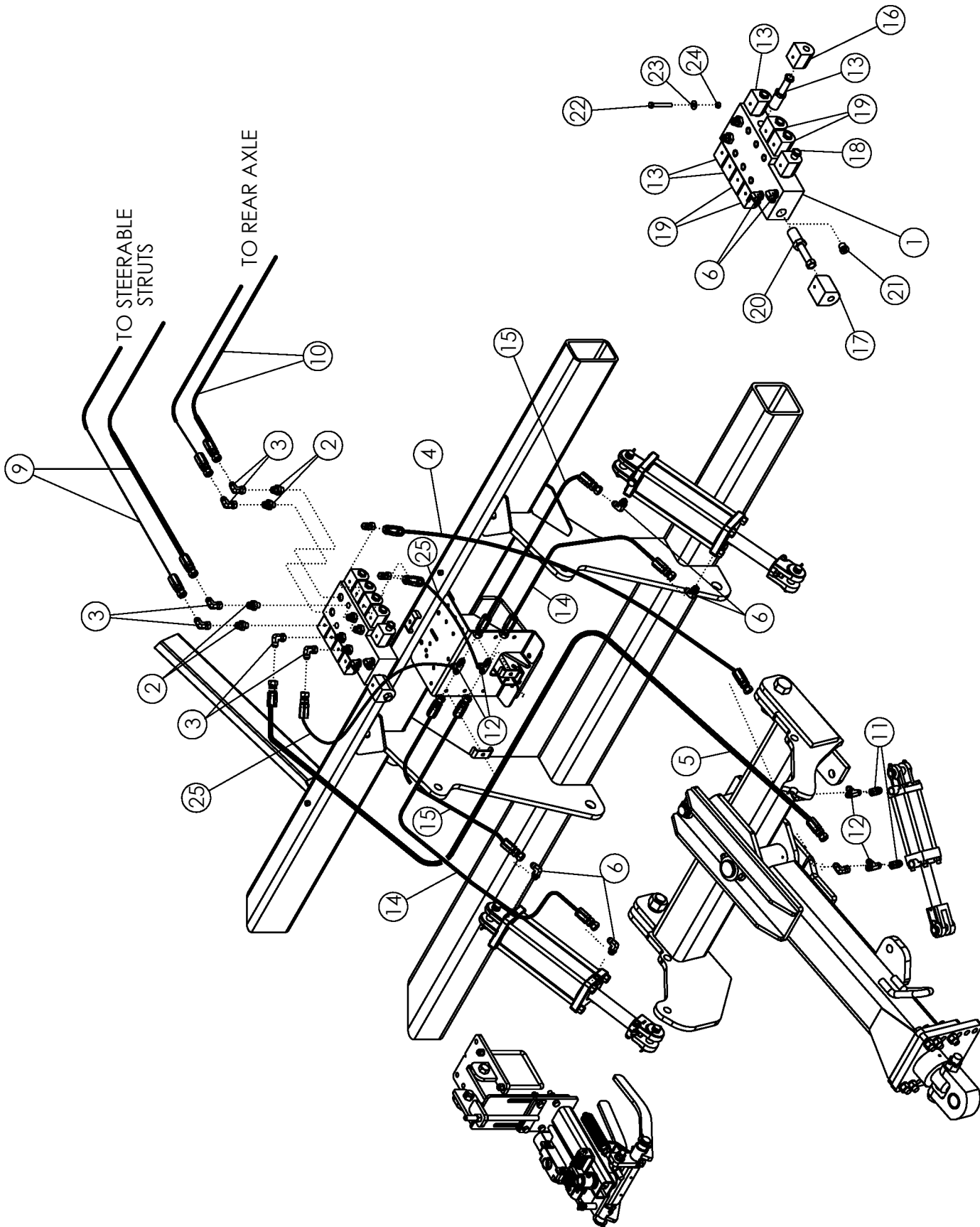
****IMPORTANT** ITEM 11 (PN: 300070-CHECK VALVE) MUST BE INSTALLED AS SHOWN PER THE DIAGRAM, TO PREVENT PREMATURE ROW FINDER VALVE FAILURE.**



HITCH MOUNTED ROW FINDER HYDRAULICS

ITEM	PART NO.	DESCRIPTION	QTY
1	1016999	NUT-TOPLOCK: .38 NC GR5 ZP	6
2	50714	CLAMP .50 ZP	6
3	58891	CYLINDER-HYDRAULIC 4 X 8" 3000	1
	301315	SEAL KIT FOR 58991 UNIVERSAL	
4	1011603	BOLT-HEX: .38 X 1.75 NC GR5 ZP	6
5	36290	PIONEER TIP 8010-15P (#8 ORB)	6
6	57663	FTG-ELBOW: 8MJ-8FJX-45	1
7	65901	FTG-ELBOW: 10MB-8MJ-90	2
8	58560	FTG-ELBOW: 8MB-8MJ-90	4
9	56941	FTG-ADAPTER: 8MB-8FJX	2
10	57667	FTG-TEE: 8MJ-8MJ-8MJ	4
11	57668	FTG-ELBOW: 8MJ-8FJX 90	2
12	300039	HOSE: .50 X 184 8MB-8FJX	2
13	66200	HOSE: .50 X 188 8MB-8FJX	2
14	58195	FTG-ADAPTER: 10MB-8MJ	1
15	57672	HOSE: .50 X 098 8FJX-8FJX	1
16	57673	HOSE: .50 X 096 8FJX-8FJX	1
17	300070	CHECK VALVE 8MB-8FB FLOW F-->M (FC-08R)	1
18	301902	HYD LABEL: .50 BLUE/GRAY SET	1
19	301917	HYD LABEL: .50 YELLOW/GRAY SET	1

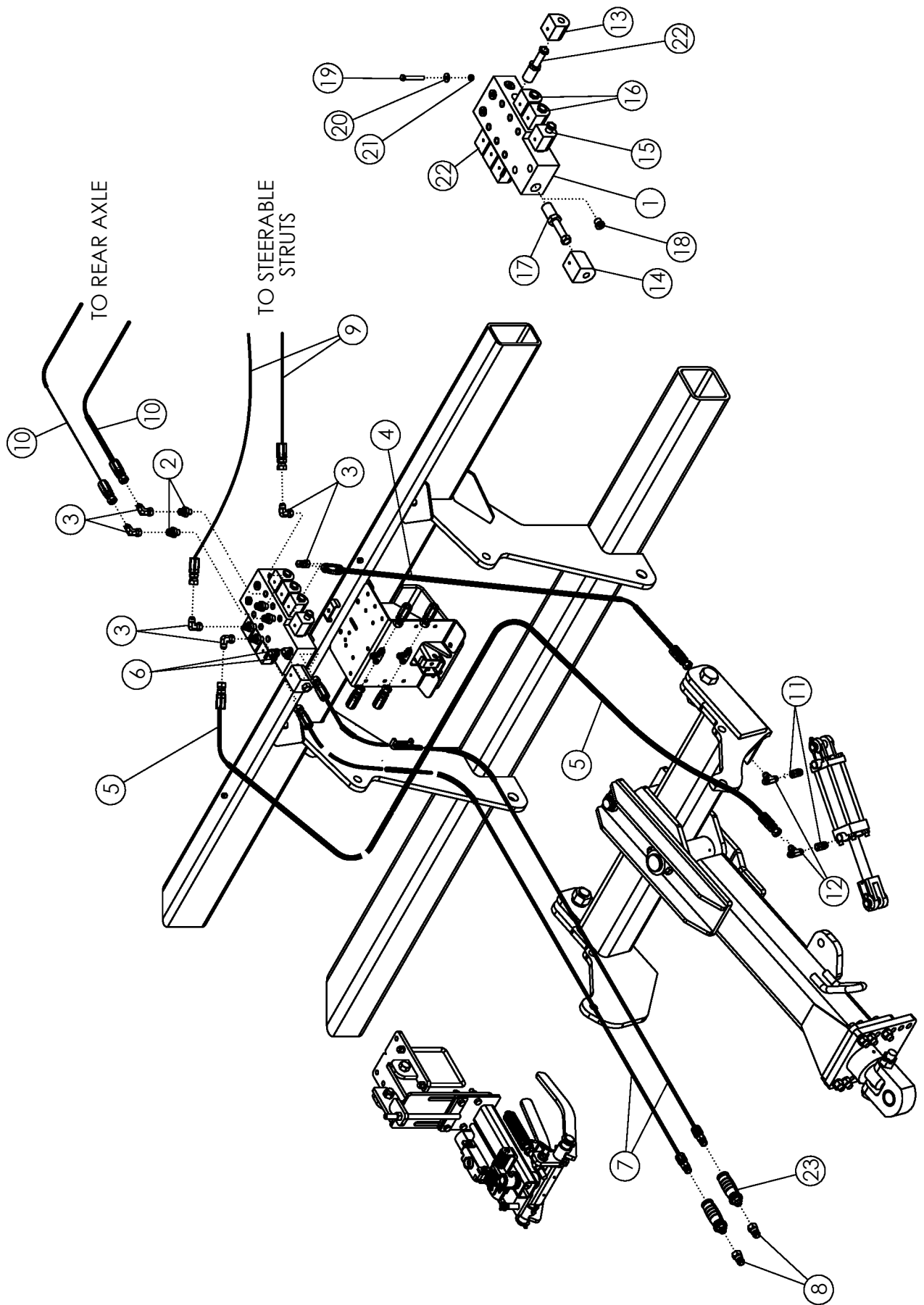
****IMPORTANT** ITEM 17 (PN: 300070-CHECK VALVE) MUST BE INSTALLED AS SHOWN PER DIAGRAM, TO PREVENT PREMATURE ROWFINDER VAVE FAILURE.**



4 BANK VALVE W/TOGGLE

ITEM	PART NO.	DESCRIPTION	QTY
1	69426	VALVE-4 BANK W/TOGGLE CONTROL BOX	1
2	62024	FTG-ADAPTER: 6MB-8MJ	8
3	57668	FTG-ELBOW: 8MJ-8FJX-90	8
4	57012	HOSE: .50 X 058 8FJX-8FJX	1
5	64087	HOSE: .50 X 070 8FJX-8FJX	1
6	58560	FTG-ELBOW: 8MB-8MJ-90	4
7	301278	HARNESS-FASSE VALVE (4 BANK) (NOT SHOWN)	1
8	63362	ASSY-CONTROL BOX 4 BANK (NOT SHOWN)	1
9	64102	HOSE: .38 X 180 8FJX-8FJX	2
10	69737	HOSE: .38 X 240 8FJX-8FJX	2
11	56941	FTG-ADAPTER: 8MB-8FJX	2
12	57667	FTG-TEE: 8MJ-8MJ-8MJ	4
13	69632	CARTRIDGE-FASSE DUAL POPPET	4
14	1015221	HOSE: .50 040 8FJX-8FJX	2
15	1018115	HOSE: .50 X 030 8FJX-8FJX	2
16	301280	COIL-SMALL	8
17	301279*	COIL-LARGE	2
18	62866	CARTRIDGE	1
19	62867	CARTRIDGE	4
20	62868*	CARTRIDGE	1
21	301732*	PLUG-CAVITY	1
22	1019828	BOLT-HEX: .38 X 2.75 NC GR5 ZP	2
23	1011828	WASHER-FLAT: .38 ZP	8
24	1016999	NUT-TOPLOCK: .38 NC GR5 ZP	2
25	57677	HOSE: .38 X 021 8FJX-8FJX	2

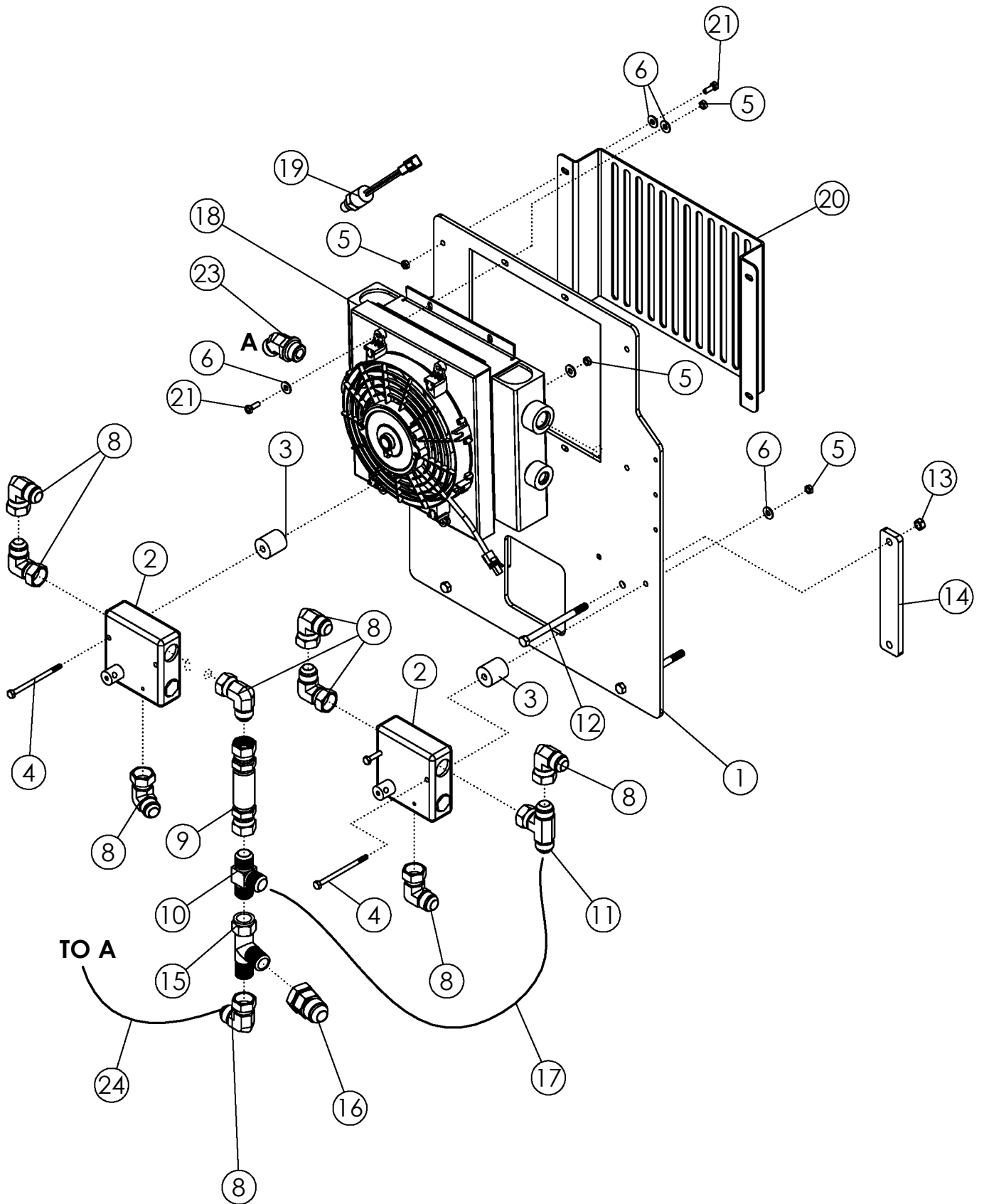
*IMPORTANT: VALVE (69426) IS SHIPPED OPEN CENTER. TO CONVERT TO CLOSED CENTER, REMOVE COIL AND CARTRIDGE (301279 & 62868) FROM THE END OF THE VALVE BODY AND REPLACE W/MT CAVITY PLUG (301732) WHICH IS SUPPLIED WITH THE VALVE.



3 BANK VALVE W/TOGGLE

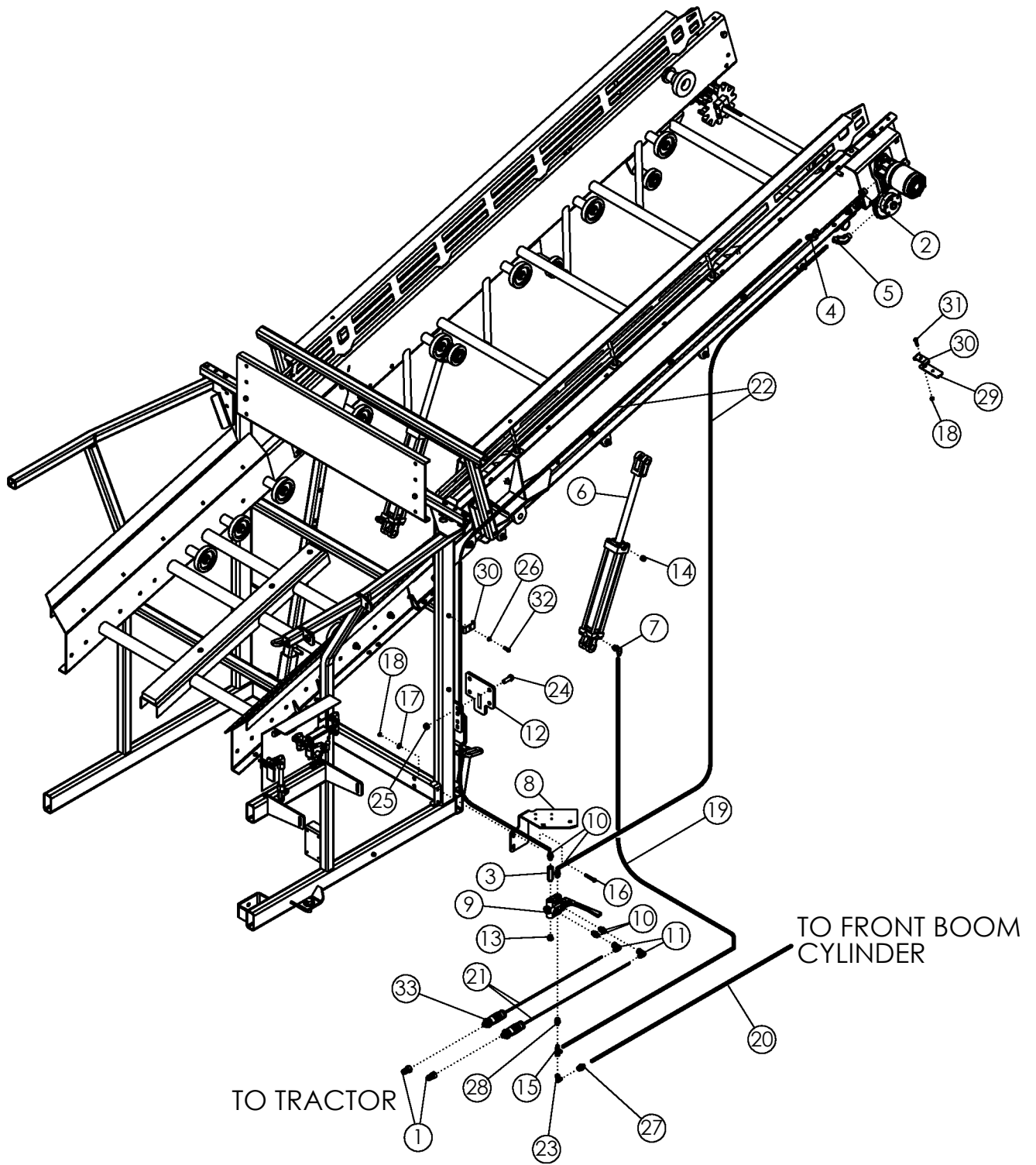
ITEM	PART NO.	DESCRIPTION	QTY
1	69425	VALVE-3BANK W/TOGGLE CONTROL BOX	1
2	62024	FTG-ADAPTER: 6MB-8MJ	6
3	57668	FTG-ELBOW: 8MJ-8FJX-90	6
4	57012	HOSE: .50 X 058 8FJX-8FJX	1
5	64087	HOSE: .50 X 070 8FJX-8FJX	1
6	58560	FTG-ELBOW: 8MB-8MJ-90	2
7	301735	HOSE: .50 X 112 8MB-8FJX	2
8	36290	PIONEER TIP 8010-15P (#8 ORB)	2
9	64102	HOSE: .38 X 180 8FJX-8FJX	2
10	69737	HOSE: .38 X 240 8FJX-8FJX (NON ADC)	2
	67520	FTG-CAP 8FJ (ADC ONLY)	
11	56941	FTG-ADAPTER: 8MB-8FJX	2
12	57667	FTG-TEE: 8MJ-8MJ-8MJ	2
13	301280	COIL-SMALL	6
14	301279*	COIL-LARGE	2
15	62866	CARTRIDGE	1
16	62867	CARTRIDGE	6
17	62868*	CARTRIDGE	1
18	301732*	PLUG-CAVITY	1
19	1019828	BOLT-HEX: .38 X 2.75 NC GR5 ZP	2
20	1011828	WASHER-FLAT: .38 ZP	8
21	1016999	NUT-TOPLOCK: .38 NC GR5 ZP	2
22	69632	CARTRIDGE-FASSE DUAL POPPET	2
23	301911	HYD LABEL: .50 BLACK/GRAY SET	1
24	301277	HARNES-FASS VALVE (3 BANK) (NOT SHOWN)	1

*IMPORTANT: VALVE (69425) IS SHIPPED OPEN CENTER. TO CONVERT TO CLOSED CENTER, REMOVE COIL AND CARTRIDGE (301279 & 62868) FROM THE END OF THE VALVE BODY AND REPLACE WITH CAVITY PLUG (301732) WHICH IS SUPPLIED WITH



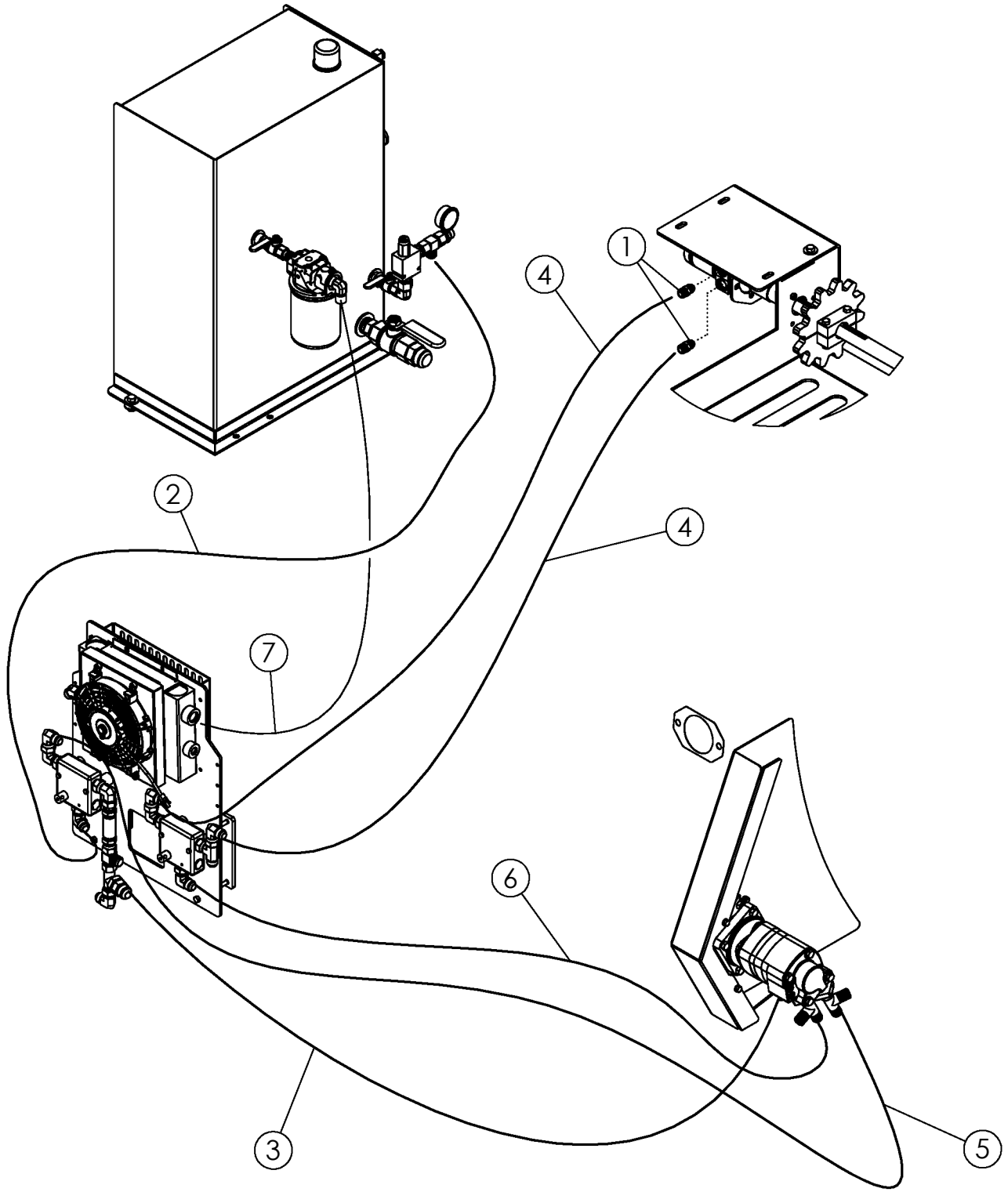
VALVE GROUP ASSY

ITEM	PART NO.	DESCRIPTION	QTY
1	301187	BRACKET-FLOW CONTROL 12RW	1
2	301266	VALVE-FLOW CONTROL- 3/4" FP	2
	301375	SEAL KIT FOR 301266	
3	59463	SPACER	4
4	1030776	BOLT-HEX: .25 X 6.00 NC GR5	4
5	1030946	NUT-TOPLOCK: .25 NC GR5 ZP	12
6	1020416	WASHER-FLAT: .25 ZP	24
7	65918	FTG-ADAPTER: 12MB-12MJ	7
8	59041	FTG-ELBOW 12MJ-12FJX-90	9
9	63471	ASSY-TUBE LINE .75 X 5.25 0-0	1
10	58986	FTG-TEE: 12MJ-12MJ-12MJ	2
11	59053	FTG-TEE 12MJ-12MJ-12FJX	1
12	1021757	BOLT-HEX: .38 X 5.00 NC GR5 ZP	4
13	1016999	NUT-TOPLOCK: .38 NC GR5 ZP	4
14	73601	PLATE-BOLTING 7INCH TUBE	2
15	59888	FTG-TEE: 12MJ-12FJX-12MJ	1
16	300246	FTG-ADAPTER: 12FJ-6MJ	1
17	63473	HOSE: .75 X 019 12FJX-12FJX	1
18	301255	COOLER-AIR/HYD OIL	1
19	301256	SWITCH-TEMP OIL COOLER	1
20	301265	PLATE-SHIELD COOLER	1
21	1011595	BOLT-HEX: .25 X .75 NC GR5 ZP	8
22	301262	HARNES-COOLER 12R WHEEL (NOT SHOWN)	1
23	63699	FTG-ELBOW 12MB-12MJ-45	1
24	59034	HOSE: .75 X 030 12FJX-12FJX	1



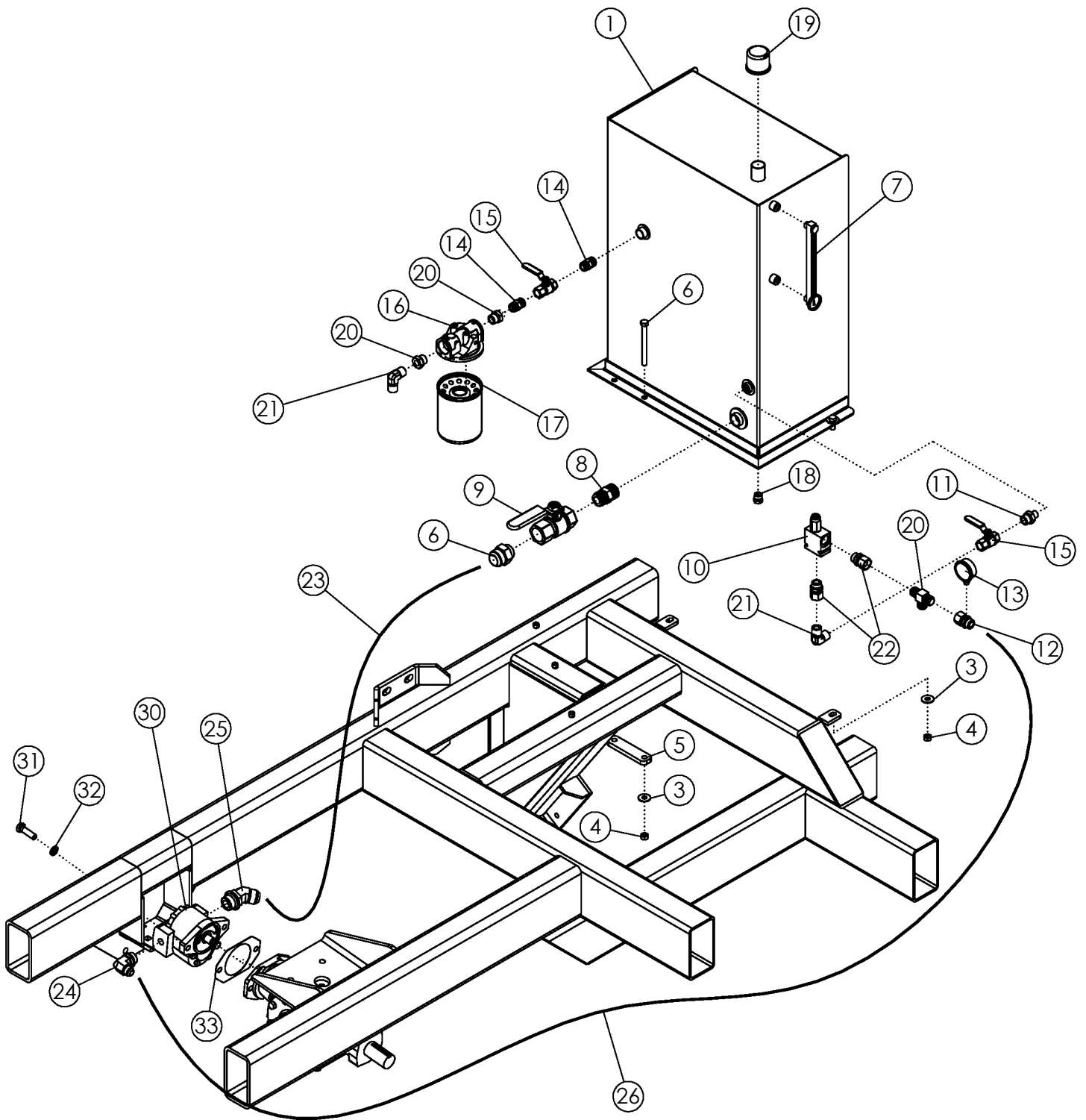
TANK HYDRUALICS

ITEM	PART NO.	DESCRIPTION	QTY
1	36290	PIONEER TIP 8010-15P (#8 ORB)	2
2	300069	FTG-ADAPTER: 8FB-10MB	1
3	300070	VALVE-CHECK: 8MB-8FB FLOWF-->M (FC-08R)	1
4	58515	FTG-ELBOW: 8MB-8MJ-45	1
5	56229	FTG-ELBOW: 10MB-8MJ-45	1
6	58889	CYLINDER-HYD 2.5 X 16	2
	301313	SEAL KIT FOR 58889 UNIVERSAL	
7	58557	FTG-ELBOW: 8MB-6MJ 90	2
8	72469	GUARD-SELECTOR VALVE PAINTED	1
9	58470	VALVE-SELECTOR PAINTED	1
10	56226	FTG-ADAPTER: 8MB-8MJ	4
11	57668	FTG-ELBOW: 8MJ-8FJX 90	2
12	301298	WLDMT-CYLINDER LUG	2
13	56190	FTG-PLUG: 8MB	1
14	58547	FTG-PLUG: 8MB BREATHER	2
15	56231	FTG-TEE: 6MJ-6FJX-6MJ	1
16	59390	BOLT-HEX: .38 X 2.25 NC GR5 ZP	2
17	1011828	WASHER-FLAT: .38 ZP	2
18	1016999	NUT-TOPLOCK: .38 NC GR5 ZP	6
19	56234	HOSE: .38 X 28 6FJX-6FJX	1
20	56233	HOSE: .38 X 086 6FJX-6FJX	1
21	301802	HOSE: .50 X 396 8FJX-8MB	2
22	58378	HOSE: .50 X 182 8FJX-8FJX	2
23	57897	FTG-ELBOW: 6MJ-6FJX-90	1
24	1013918	BOLT-HEX: .63 X 1.75 NC GR5 ZP	8
25	1016595	NUT-TOPLOCK: .63 NC GR5 ZP	8
26	1011586	WASHER-LOCK: .38 ZP	13
27	300072	FTG-RESTRICTOR (6MJ-6FJ R 1/16)	1
28	66624	FTG-ADAPTER: 6MJ-8MB	1
29	54825	BRACKET-HOSE ZP	3
30	50714	CLAMP .50 ZP	17
31	1011602	BOLT-HEX: .38 X 1.50 NC GR5 ZP	4
32	1011600	BOLT-HEX: .38 X 1.00 NC GR5 ZP	13
33	301914	HYD LABEL: .50 GREEN/GRAY SET	1



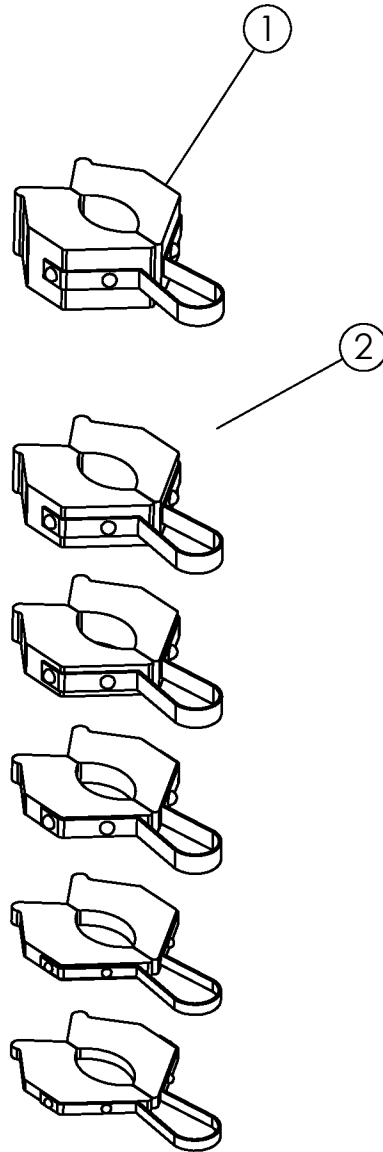
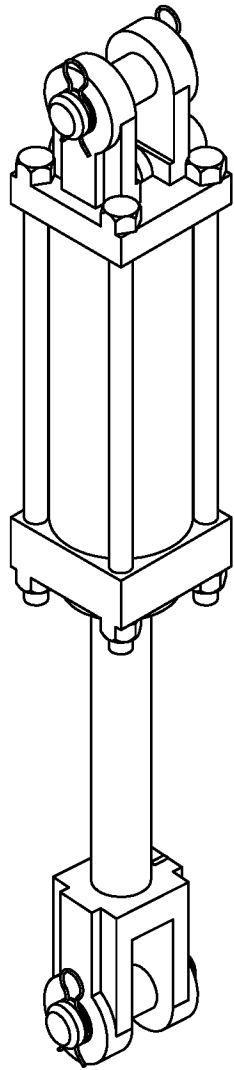
WHEEL HYDRAULICS

ITEM	PART NO.	DESCRIPTION	QTY
1	59043	FTG-ADAPTER: 10MB-12MJ	2
2	300172	HOSE: .75 X 103 12FJX-12FJX	1
3	300247	HOSE: .38 X 420 6FJX-6FJX	1
4	300176	HOSE: .75 X 243 12FJX-12FJX	2
5	300171	HOSE: .75 X 420 12FJX-12FJX	1
6	300174	HOSE: .75 X 402 12FJX-12FJX	1
7	300177	HOSE: .75 X 074 12FJX-12FJX	1



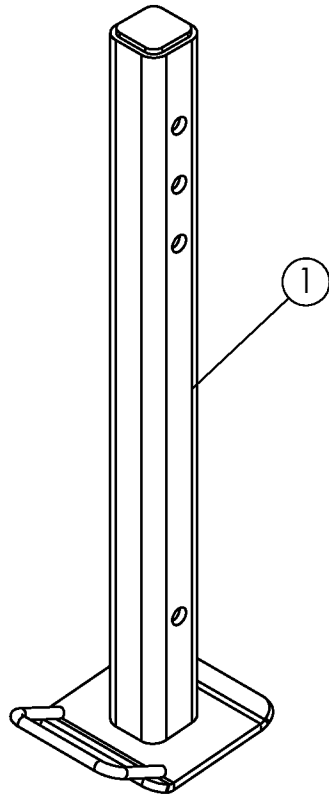
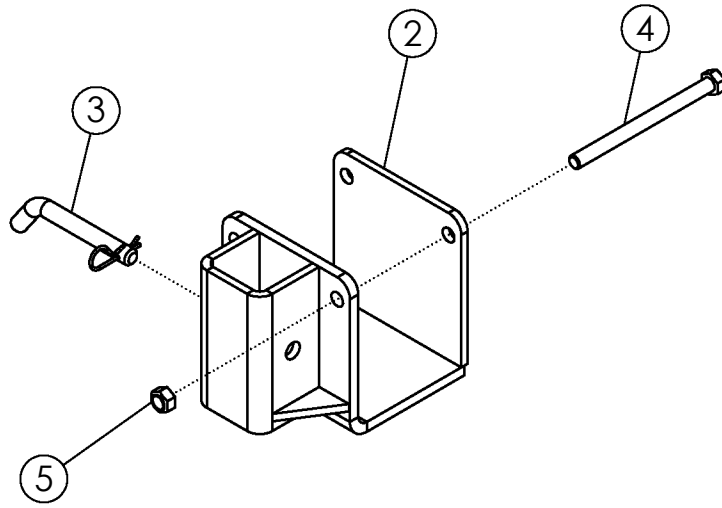
HYDRAULIC TANK

ITEM	PART NO.	DESCRIPTION	QTY
1	58079	HYDRAULIC TANK-PAINTED	1
2	1011606	BOLT-HEX: .50 X 1.25 NC GR5 ZP	2
3	1014443	WASHER-FLAT: .50 ZP	6
4	1027461	NUT-TOPLOCK: .50 NC GR5 ZP	4
5	58204	BAR - BOLTING	1
6	300211	FTG-ADAPTER: 20MP-24MJ	1
7	58914	GAUGE-LEVEL & TEMP	1
8	58978	FTG-ADAPTER: 20MP-20MP	1
9	58979	VALVE-BALL: 20FP-20FP	1
10	301251	VALVE-RELIEF 2800PSI	1
11	58466	FTG-ADAPTER: 12MP-8MP	1
12	301173	FTG-ADAPTER: 12MJ-12FJX W/4FB	1
13	301175	GAUGE-PRESSURE: 1/4" MB 3000PSI	1
14	58196	FTG-ADAPTER: 12MP-12MP	2
15	59165	VALVE-BALL 3/4FP - 3/4FP	2
16	301253	FILTER HEAD 5"	1
17	301254	FILTER-HYDRAULIC 5" 10 MICRON	1
18	55718	FTG-PLUG: 8MB	1
19	58197	CAP-FILLER	1
20	301196	PIPE-BUSHING: 20MP-12FP	2
21	59044	FTG-ELBOW: 12MP-12MJ 90	2
22	66249	FTG-ADAPTER: 12MB-12FJX	1
23	300178	HOSE: 1.50 X 058 24FJX-24FJX(200PSI)	1
24	64061	FTG-ELBOW: 16MB-12MJ-90	1
25	300212	FTG-ELBOW: 24MB-24MJ-45	1
26	300177	HOSE: .75 X 074 12FJX-12FJX	1
27	62964	DECAL-WARNING	1
28	64428	DECAL-HYD TANK SPECS	1
29	64429	DECAL-WARNING BALL VALVE	1
30	301250	PUMP-HYDRAULIC 6.30 (3500 PSI)	1
	301257	SEAL KIT FOR 301250	
31	1011623	BOLT-HEX: .63 X 2.00 NC GR5 ZP	2
32	1011813	WASHER-LOCK: .63 ZP	2
33	301066	PLATE-ADAPT SAE C PUMP	1



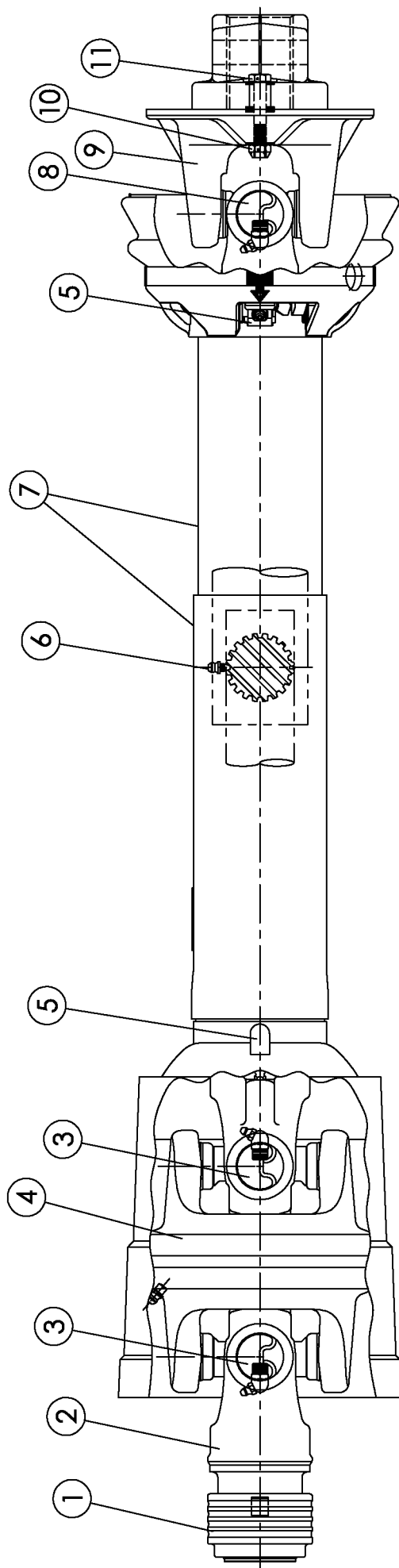
CYLINDER STOP KIT #51497 (OPTIONAL)

ITEM	PART NO.	DESCRIPTION	QTY
1	54004	STOP-CYLINDER 1.5" (SILVER)	1
2	52320	CYLINDER STOP A-KT (.25 THRU 1.00)	1



HARVESTER STAND #63397

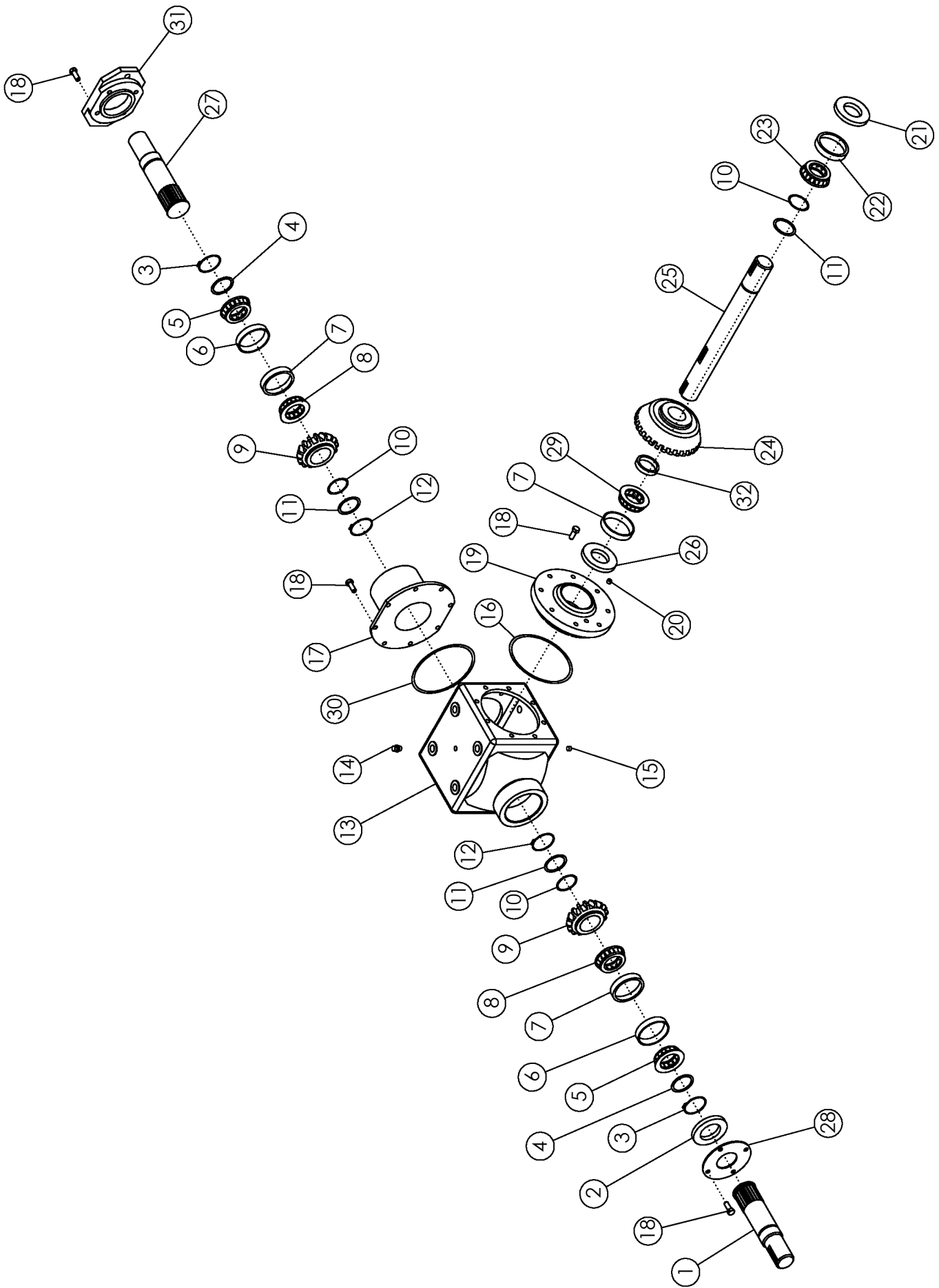
ITEM	PART NO.	DESCRIPTION	QTY
1	63382	WLDMT-STAND SUPPORT	1
2	63377	WLDMT-STAND MOUNT	1
3	63407	PIN-BENT	1
4	1018957	BOLT-HEX: .63 X 8.00 NC GR5 ZP	2
5	1016595	NUT-TOPLOCK: .63 NC GR5 ZP	2



PTO CV DRIVELINE #301558

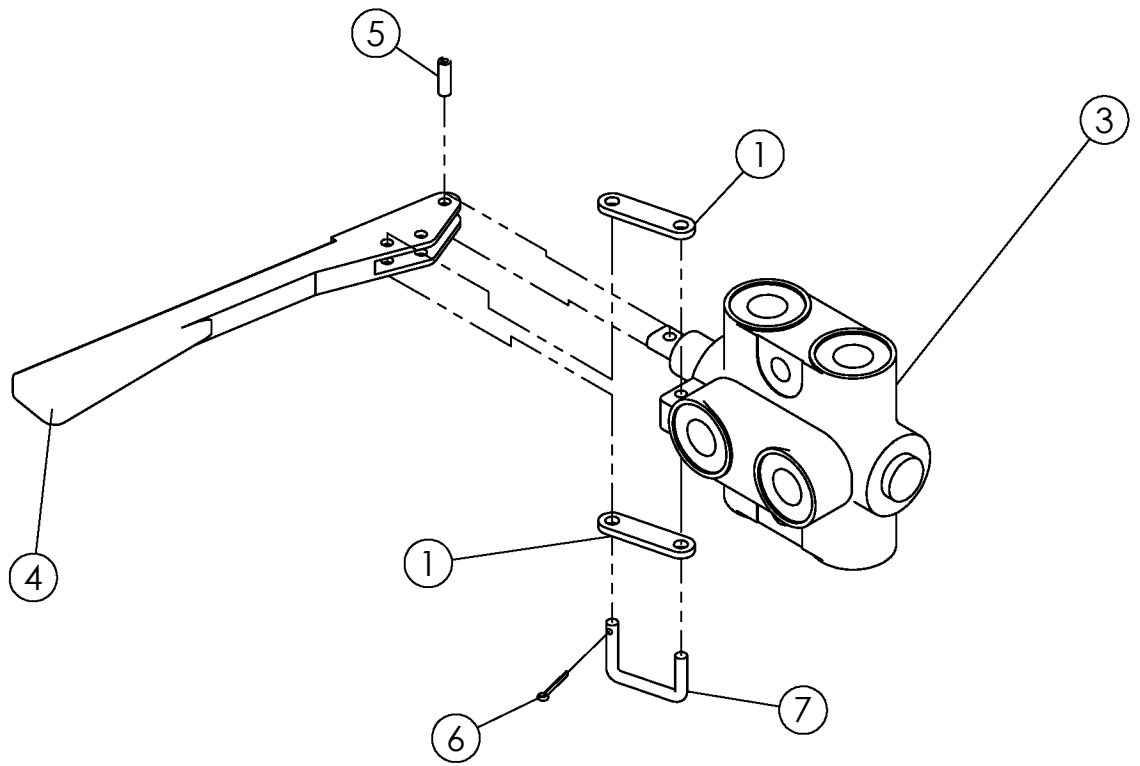
1.75" - 20 SPLINE

ITEM	PART NO.	DESCRIPTION	QTY
1	62123	KT-SAFETY SLIDE LOCK REPAIR 1.750"	1
2	305902	YOKE ASSY-SAFETY SLIDE LOCK 1.750" CAT 6 CV	1
3	301841	KT-CROSS & BEARING CAT 6	2
4	305904	HOUSING-CV CENTER ASSY CAT 6	1
5	64398	KT-NYLON REPAIR UNIVERSAL	2
6	54161	ZERK-DRIVE LUBE FTG (PRESSED IN)	4
7	301559	GUARD SET-CV PTO HRV MAX 90" EXT.	1
8	54172	KT-CROSS & BEARING 35E SERIES	1
9	57286	ASSY-BALL SHEAR HRV	1
10	1030700	NUT-TOPLOCK: .31 NC GR5 ZP	1
11	1011285	BOLT-HEX: .31 X 2.00 NC GR5 ZP	1



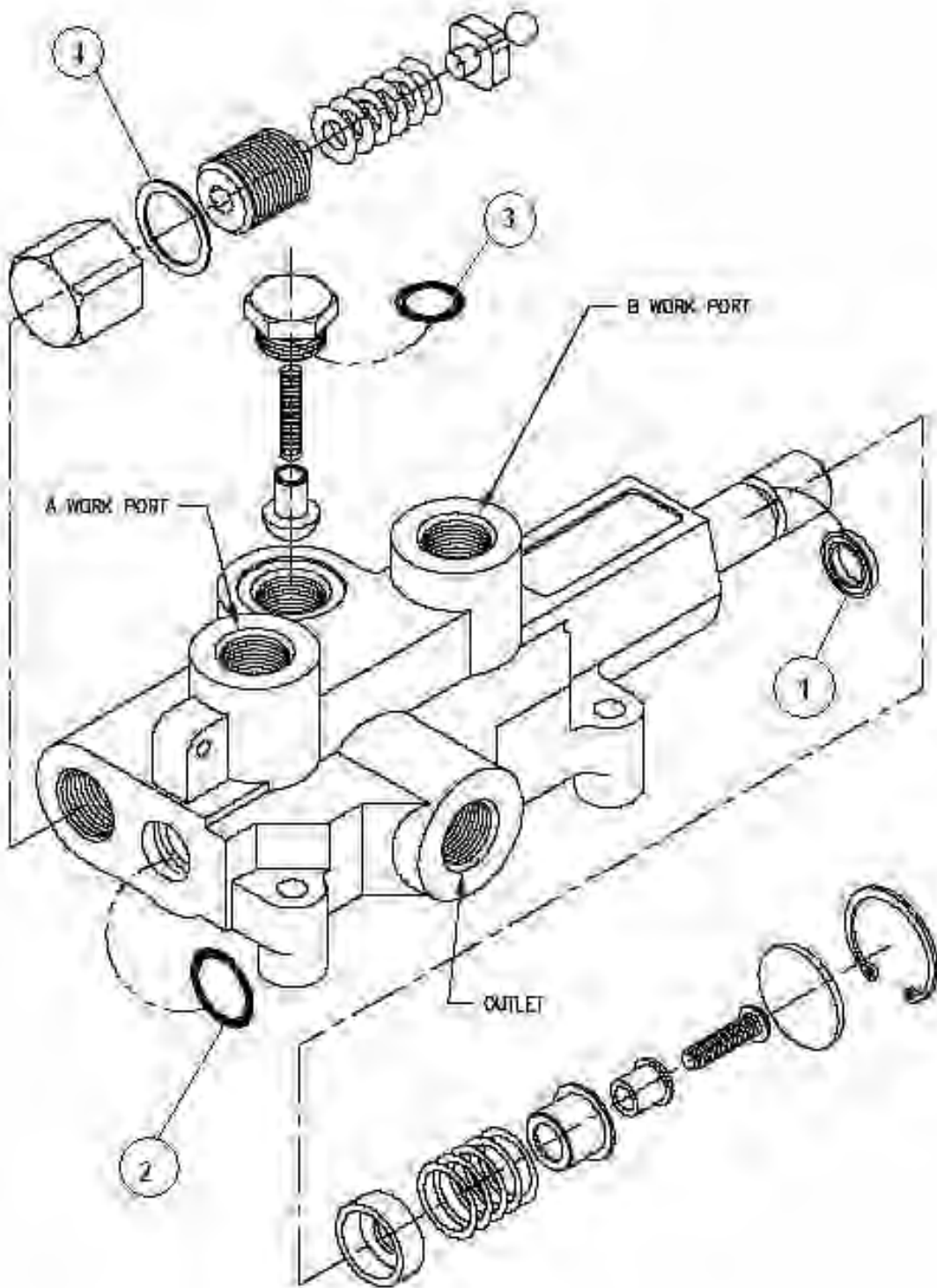
GEARBOX (1.82:1) #300142 - 4 WAY

ITEM	PART NO.	DESCRIPTION	QTY
1	69203	QUILL SHAFT	1
2	62744	SEAL: Ø1.75 X .313	1
3	69218	SNAP RING	2
4	69219	WASHER	2
5	69220	BEARING CONE	2
6	69221	BEARING CUP	2
7	69222	BEARING CUP	3
8	69223	BEARING CONE	2
9	69224	GEAR - 17T	2
10	69225	SHIM	3
11	68598	WASHER	3
12	62724	SNAP RING	2
13	69202	CASE-1000 SERIES	1
14	64408	VENT PLUG: .50 NPT (SQ. HD.)	1
15	62735	PLUG: .50 NPT	1
16	62736	SHIM-COVER	1
17	301182	QUILL HOUSING	1
18	1011600	BOLT-HEX: .38 X 1.00 NC GR5 ZP	24
19	69234	COVER	1
20	69227	PLUG: .25 NPT	1
21	62722	SEAL: Ø2.00 X 3.263	1
22	62727	BEARING CUP	1
23	62728	BEARING CONE	1
24	69228	GEAR - 31T	1
25	69229	THRU SHAFT	1
26	69230	SEAL-OIL	1
27	301183	QUILL SHAFT	1
28	69217	COVER	1
29	69232	BEARING CONE	1
30	69233	GASKET	1
31	301184	FLANGE SAE 'C'- 2	1
32	302320	SPACER Ø2.25 X .75	1
SHIMS USE AS NEEDED			
	64457	SHIM COVER	
	64461	SHIM: 1.375 ID X .007	
	62730	SHIM: 1.75 ID X .007	
	69225	SHIM: 2.75 OD X .007	
	62736	SHIM COVER	
	301622	SHIM: 3.00 OD X 2.25 ID	
	301492	SHIM	



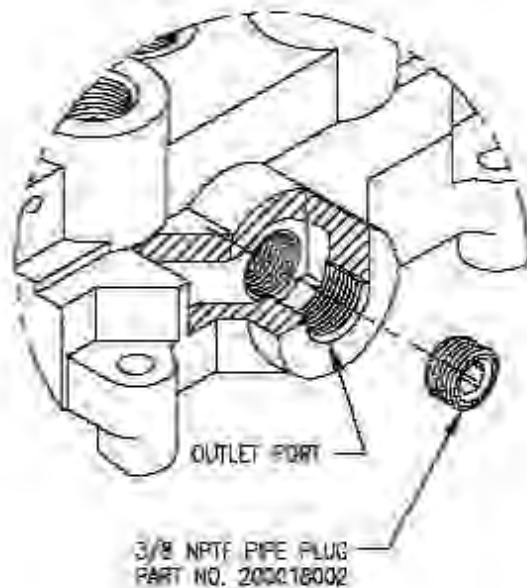
SELECTOR VALVE #58470

ITEM NO.	PART NO.	DESCRIPTION	QTY.
1	68060	PLATE ZP	2
3	53724	VALVE-SELECTOR	1
4	58470-2	HANDLE	1
5	58470-4	SPRING PIN	1
6	58470-5	PIN-COTTER HANDLE	1
7	58470-3	CLIP-HANDLE	1



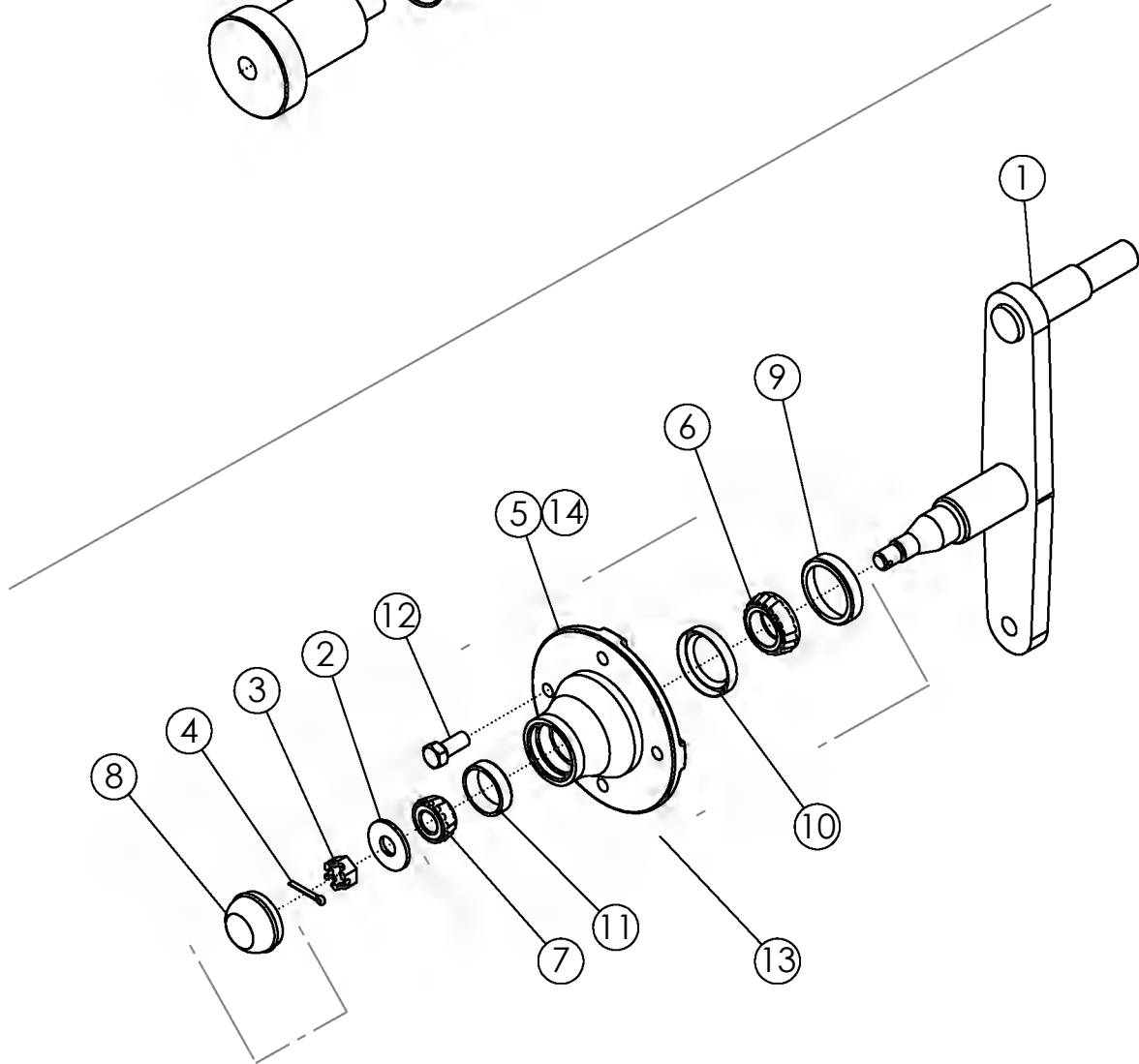
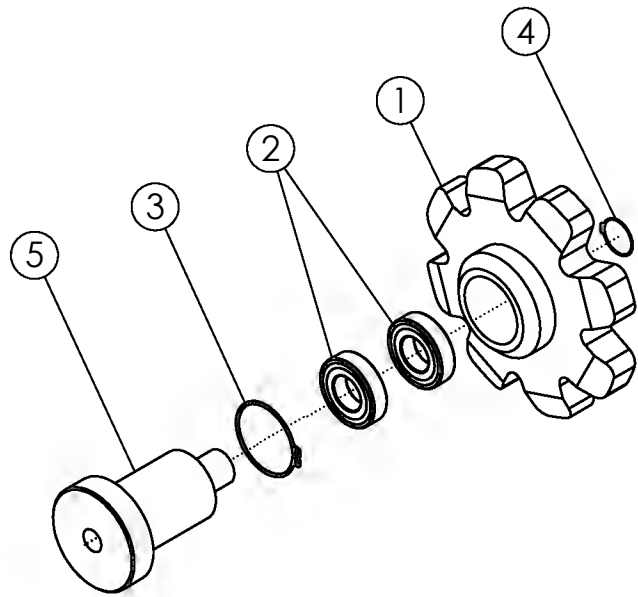
ROW FINDER VALVE #301150

ITEM	PART NO.	DESCRIPTION	QTY
	62757	SEAL KIT	
1		U-CUP	1
2		O-RING	1
3		O-RING	1
4		ALUMINUM WASHER	1



OPEN CENTER TO CLOSED CENTER CONVERSION

THIS FEATURE ALLOWS AN OTHERWISE OPEN CENTER VALVE TO BE CONVERTED TO CLOSED CENTER OPERATION. AS SHOWN ABOVE, A 3/8 NPTF PIPE PLUG IS INSTALLED IN THE BOTTOM OF THE OUTLET PORT TO BLOCK OPEN CENTER PASSAGE. A PIPE THREAD SEALANT SHOULD BE USED. THIS FEATURE IS STANDARD ON ALL VALVES WITH 3/4 NPTF INLET AND OUTLET PORTS. THE PIPE PLUG IS INCLUDED WITH THESE MODELS. DISCARD THE PIPE PLUG IF THE VALVE IS USED ON AN OPEN CENTER APPLICATION.



SPROCKET #54824

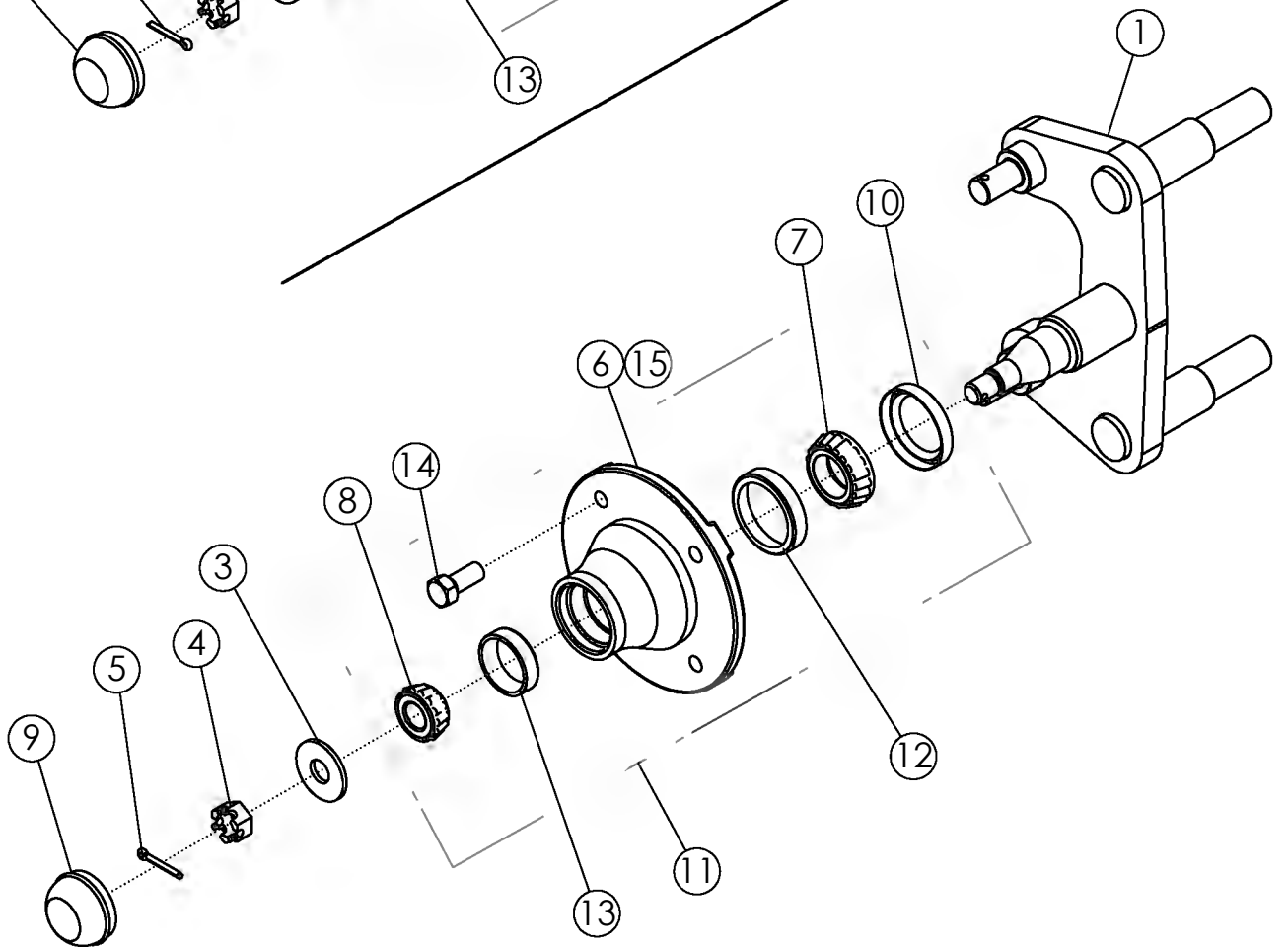
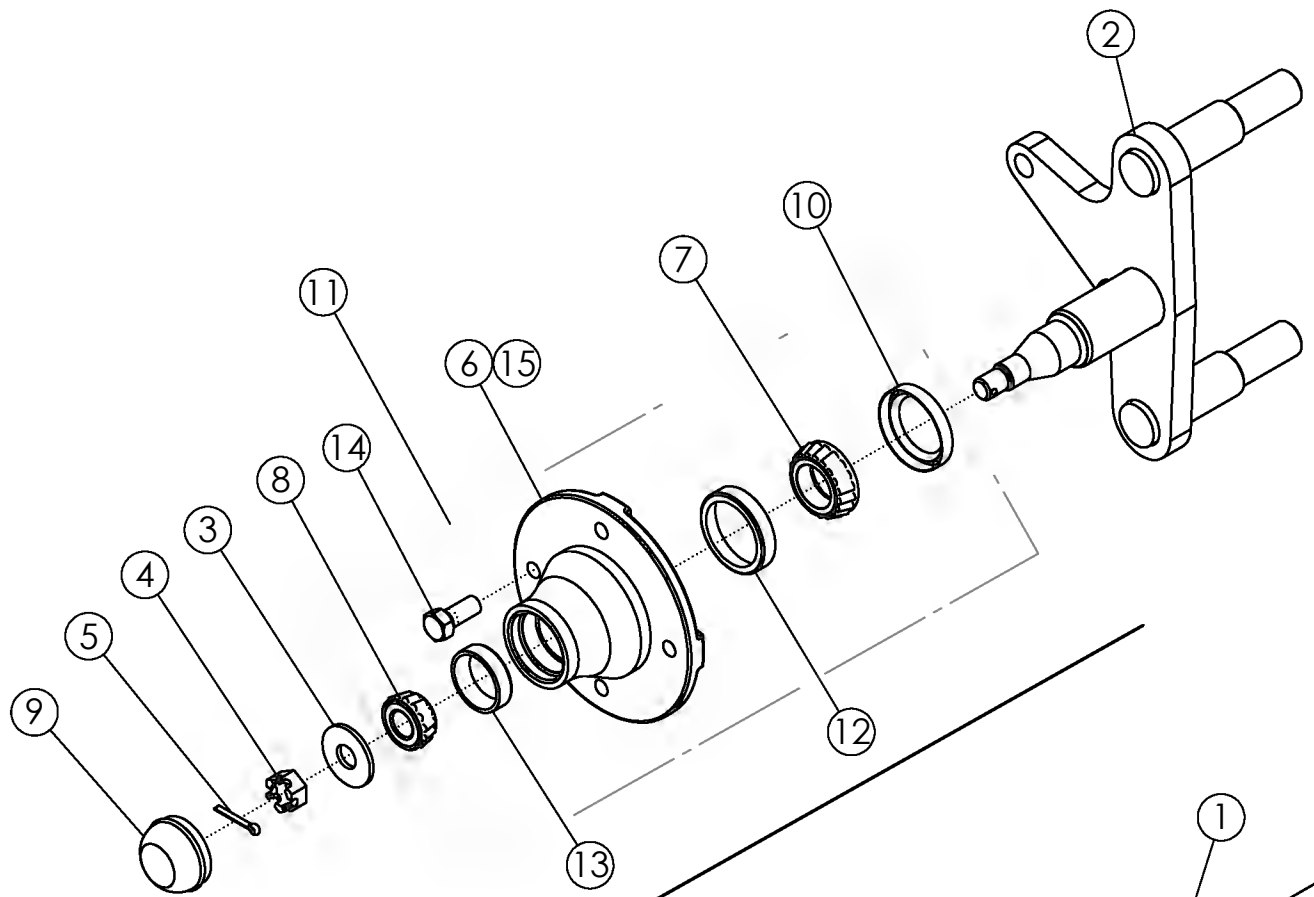
ITEM	PART NO.	DESCRIPTION	QTY
1	56893	SPROCKET 56MM 8T	1
2	54108	BEARING-ROLLER	2
3	54151	SNAP RING SR11	1
4	54154	SNAP RING SR3	1
5	56892	STUB SHAFT	1

BELT TIGHTENER #72749

ITEM	PART NO.	DESCRIPTION	QTY
1	72748	WLDMT-REAR IDLER	1
2	1013623	BUSHING-MACH .63 NP	2
3	1013625	NUT-SLOTTED .63 NF GR5 ZP	1
4	1013626	PIN-COTTER: .16 X 1.25 ZP	1
5	1017103**	HUB-MACHINING	1
6	52245*	CONE BEARING	1
7	1013620*	CONE BEARING	1
8	1013622*	HUB CAP	1
9	1029527*	SEAL	1
10	1012360**	CUP-BEARING: LM67010	1
11	1013268**	CUP-BEARING LM11910	1
12	54646*	1025393 LUG BOLT .5 X 1.0	4
13	56951	ASSY HUB	1
14	1015157*	ASSY-HUB: 4 BOLT	1

* Items are included in item 13

** Items are included in item 14

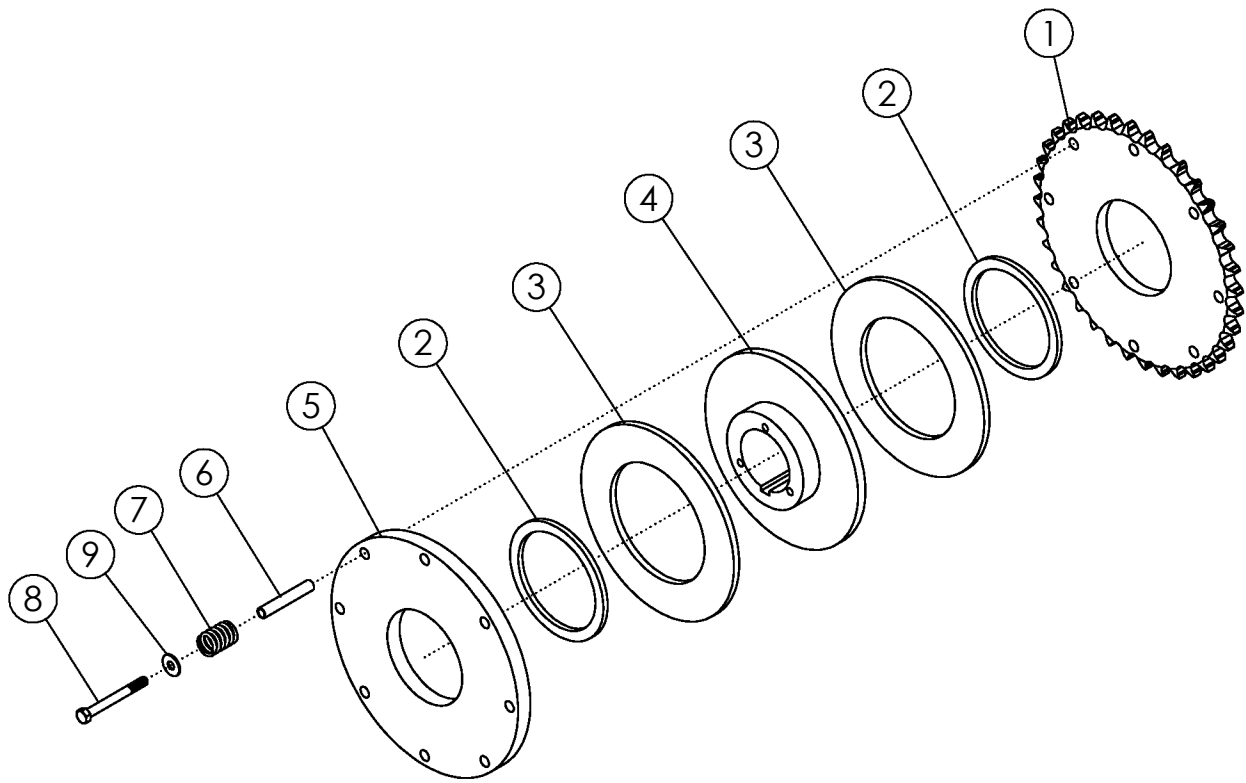


BELT TIGHTENER #72058 & #72753

ITEM	PART NO.	DESCRIPTION	QTY
1	72059	WLDMT-SPINDLE	1
2	72752	WLDMT-SPINDLE	1
3	1013623	BUSHING-MACH .63 NP	1
4	1013625	NUT-SLOTTED .63 NF GR5 ZP	1
5	1013626	PIN-COTTER: .16 X 1.25 ZP	1
6	1017103**	HUB	1
7	52245*	CONE BEARING	1
8	1013620*	CONE BEARING	1
9	1013622*	HUB CAP	1
10	1029527*	SEAL	1
11	56951	ASSY HUB	1
12	1012360**	CUP-BEARING: LM67010	1
13	1013268**	CUP-BEARING LM11910	1
14	54646*	1025393 LUG BOLT .5 X 1.0	4
15	1015157*	ASSY-HUB: 4 BOLT	1

* Items are included in item 11

** Items are included in item 15



SLIP CLUTCH/SPROCKET #72030

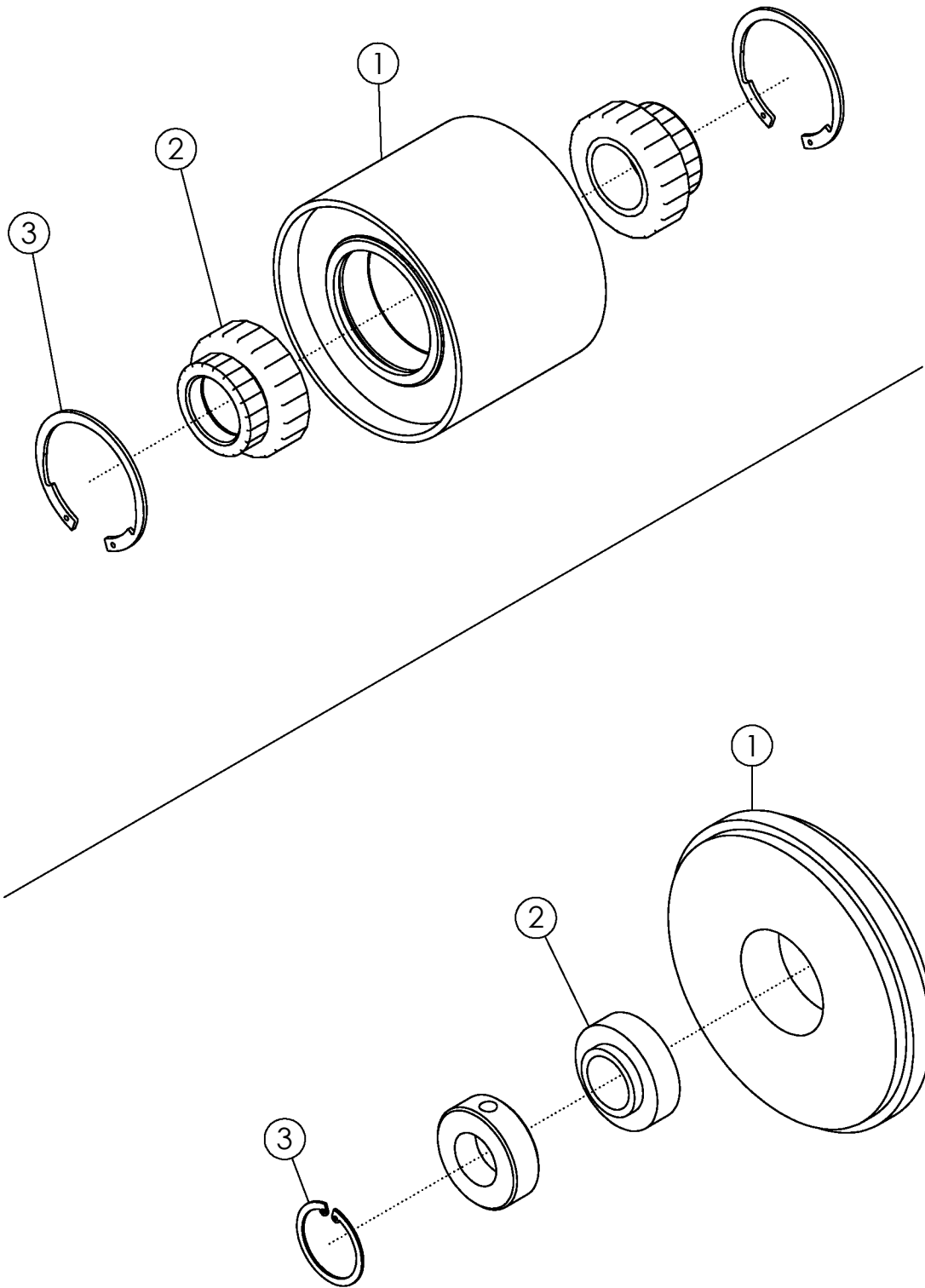
ITEM	PART NO.	DESCRIPTION	QTY
1	72986	SPROCKET	1
2	58208	BUSHING-BRONZE	2
3	58216	DISC-FIBER	2
4	58210	HUB-CLUTCH	1
5	58212	PLATE-SLIP CLUTCH	1
6	301701	TUBE-SLIP CLUTCH (2.38)	6
7	58174	SPRING-SLIP CLUTCH	6
8	1013239	BOLT-HEX: .38 X 3.00 NC GR5 ZP	6
9	1011828	WASHER-FLAT: .38 ZP	6

SLIP CLUTCH/SPROCKET #58335

ITEM	PART NO.	DESCRIPTION	QTY
1	58566	SPROCKET	1
2	58208	BUSHING-BRONZE	2
3	58216	DISC-FIBER	2
4	58210	HUB-CLUTCH	1
5	58212	PLATE-SLIP CLUTCH	1
6	301701	TUBE-SLIP CLUTCH (2.38)	6
7	58174	SPRING-SLIP CLUTCH	6
8	1013239	BOLT-HEX: .38 X 3.00 NC GR5 ZP	6
9	1011828	WASHER-FLAT: .38 ZP	6

SLIP CLUTCH/SPROCKET #57993

ITEM	PART NO.	DESCRIPTION	QTY
1	58177	SPROCKET	1
2	58207	BUSHING-BRONZE	2
3	58215	DISC-FIBER	2
4	58209	HUB-CLUTCH	1
5	58211	PLATE-SLIP CLUTCH	1
6	58213	TUBE-SLIP CLUTCH (2.38)	6
7	58174	SPRING-SLIP CLUTCH	6
8	58176	BOLT-HEX: .38 X 3.50 NC GR5 ZP	6
9	1011828	WASHER-FLAT: .38 ZP	6



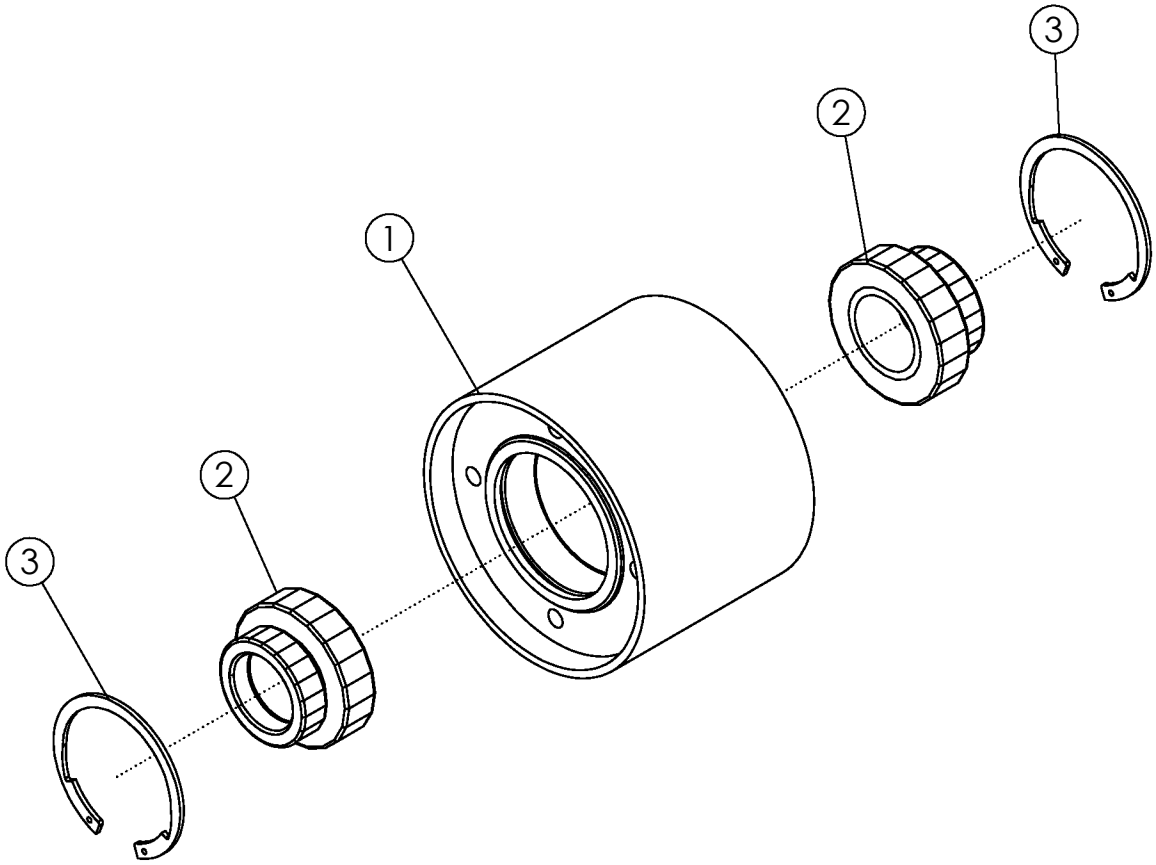
IDLER PULLEY #56406

ITEM	PART NO.	DESCRIPTION	QTY
1	56405	WLDMT-PULLEY	1
2	56399	BALL BEARING 1.75	2
3	56400	RETAINING RING	2

SPROCKET IDLER #56851

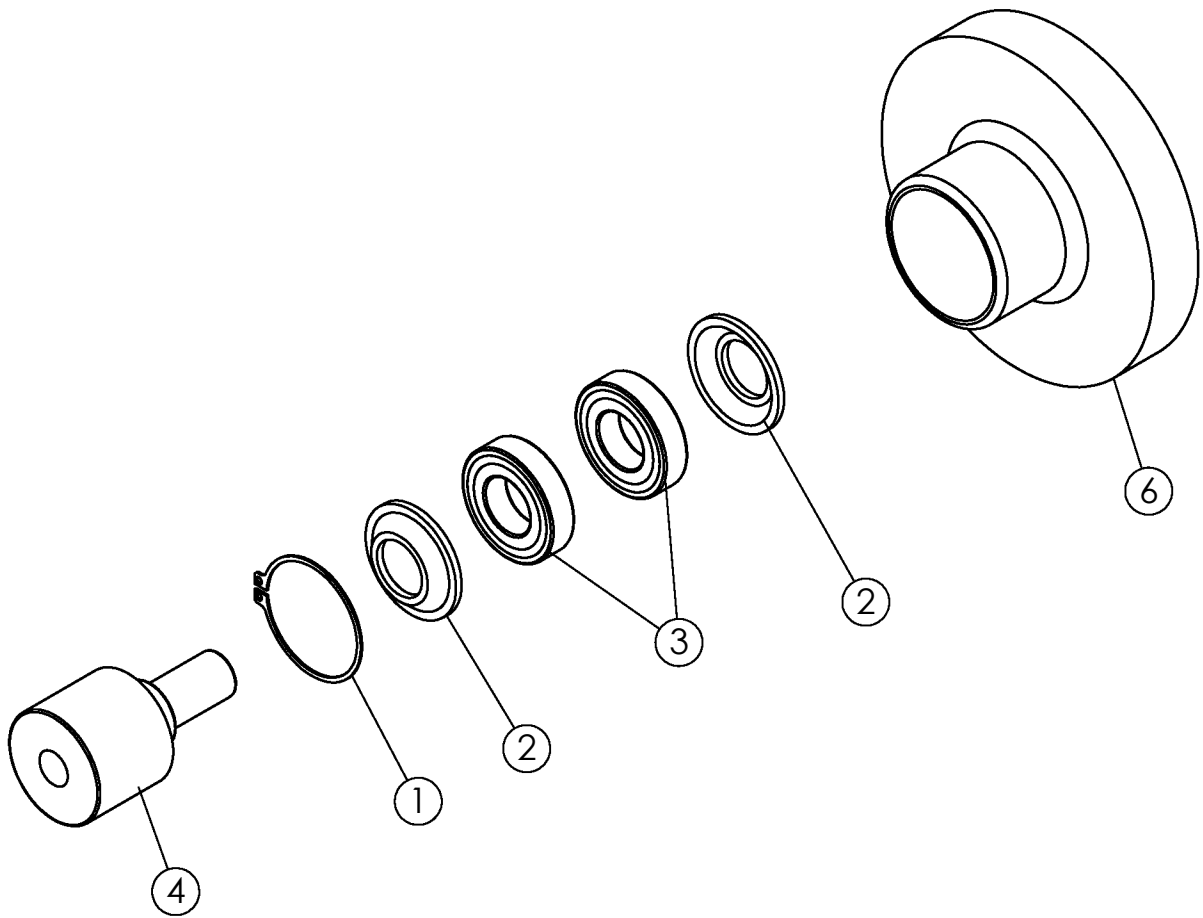
ITEM	PART NO.	DESCRIPTION	QTY
1	56851	IDLEMASTER 8.50 X 1.44	1
2	58806*	BEARING-IDLER	1
3	58805*	SNAP-RING	1

* COMES WITH ITEM 4



REVERSE PULLEY #301821

ITEM	PART NO.	DESCRIPTION	QTY
1	301847	WLDMT-REVERSE PULLEY	1
2	56399	BALL-INSERT 1-3/4"	2
3	56400	RETAINING RING	2

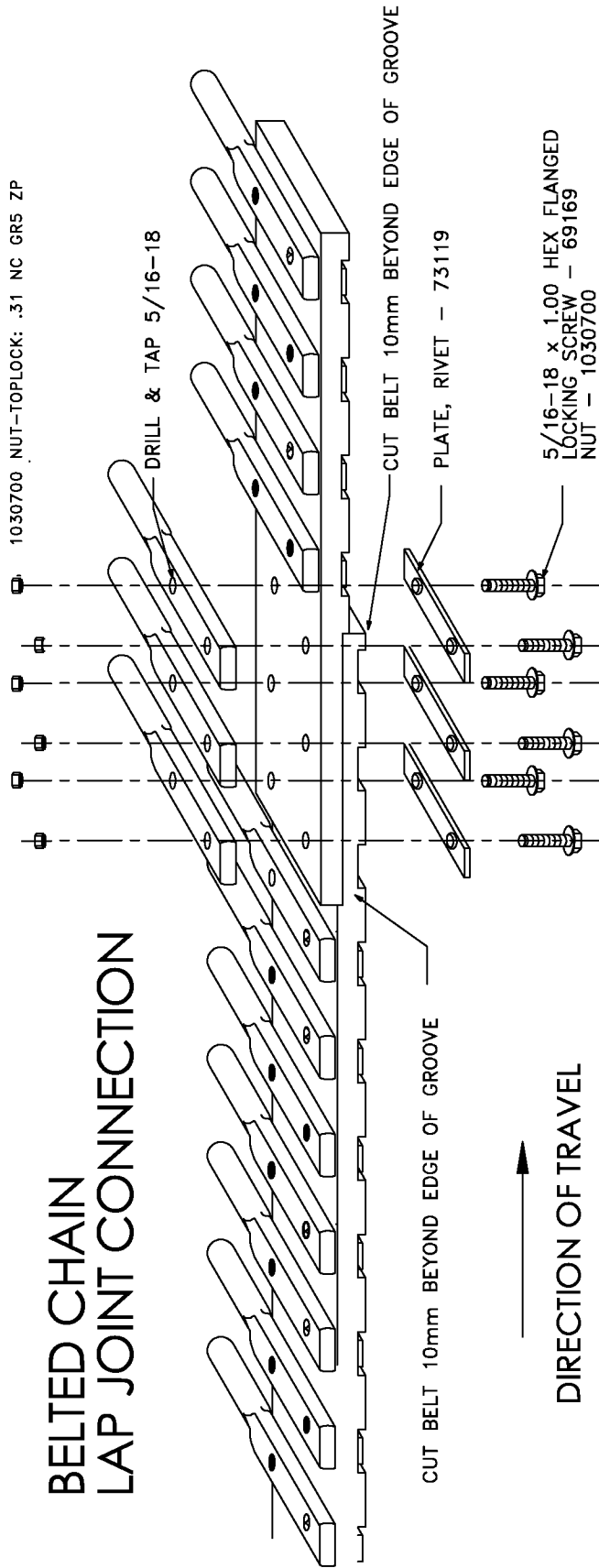


ROLLER - #54042

ITEM	PART NO.	DESCRIPTION	QTY
1	54151	SNAP RING SR11	1
2	54152	WASHER	2
3	54108	BEARING 2"	2
4	56885	STUB SHAFT LONG	1
5	62702	STUB SHAFT SHORT	1
6	54042*	ROLLER-STEP 6"	1

* COMES WITH ITEMS 1-5

BELTED CHAIN LAP JOINT CONNECTION



WARNING : ENSURE THAT SCREWS ARE SUFFICIENTLY TIGHT TO PRODUCE A BULGE AT THE EDGE OF THE BELT OF BETWEEN 1 AND 2mm (SEE DIAGRAM). FAILURE TO DO SO MAY CAUSE PREMATURE FAILURE AND VOID YOUR WARRANTY

.50 Ø RODS DRILL & TAP .313-18

STANDARD CHAIN

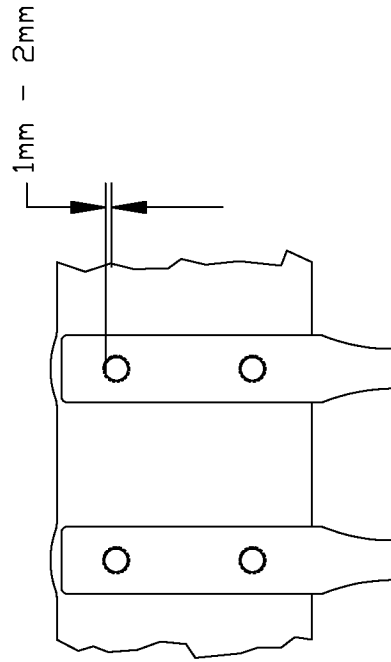
73122 STRAIGHT - ELEVATOR CHAIN

73123 UP - ELEVATOR CHAIN

69336 FLAT - ELEVATOR CHAIN

73163 STRAIGHT - JUMP CHAIN

73313 DOWN - JUMP CHAIN



DOUBLE CHAIN (ELEVATOR CHAIN)

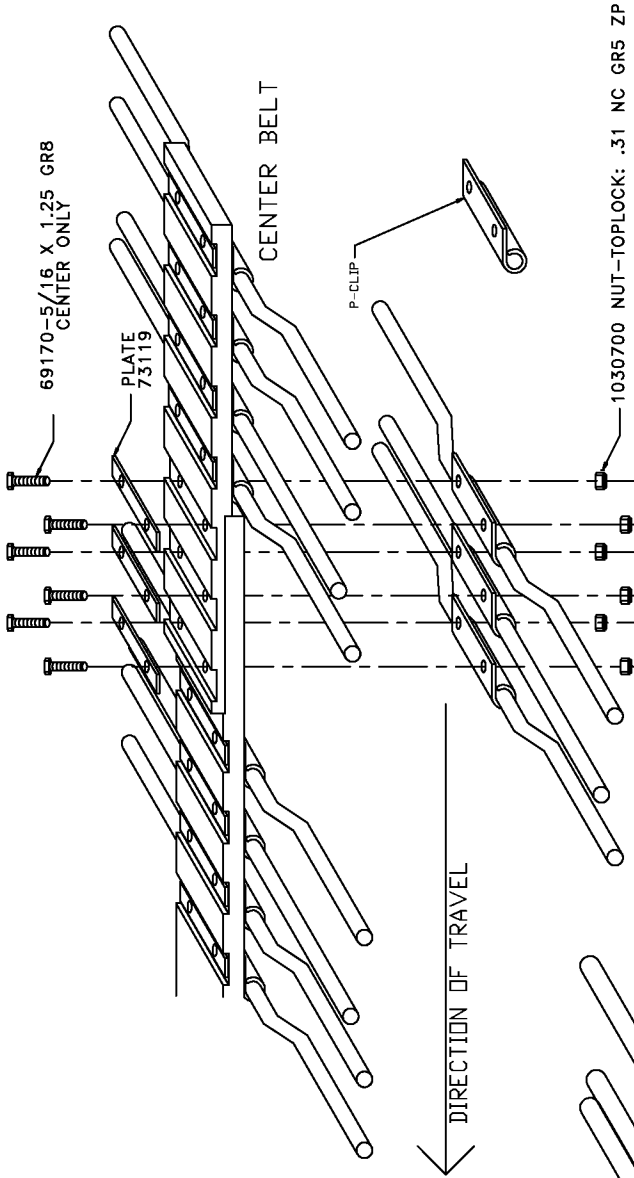
301528 - STRAIGHT

301527 - UP

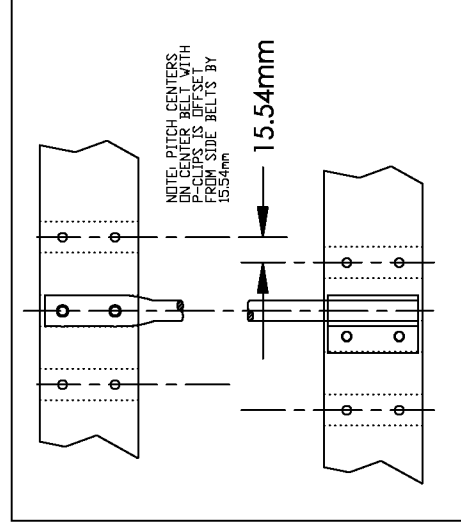
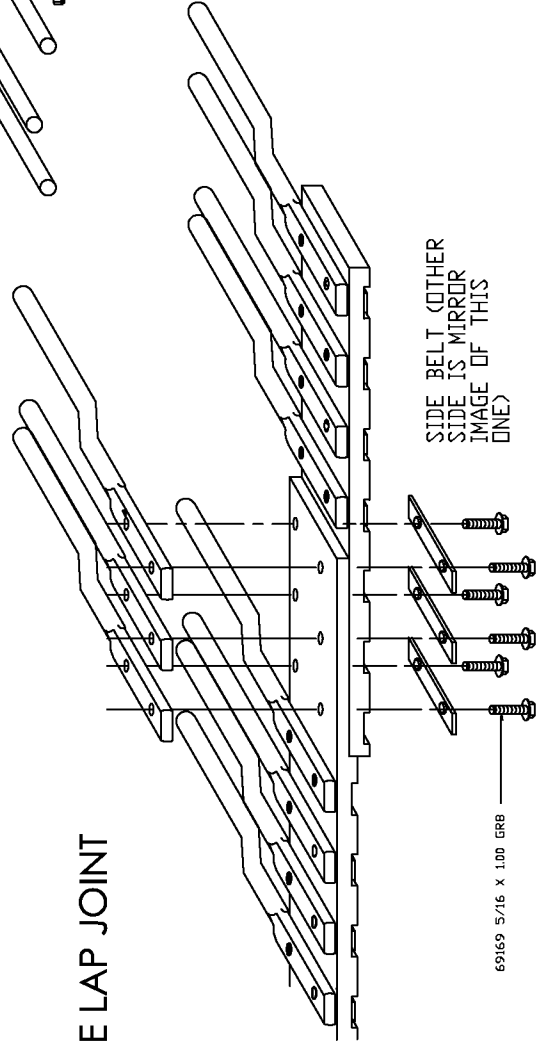
301526 - FLAT

3 BELT SCRUB CHAIN - LAP JOINT

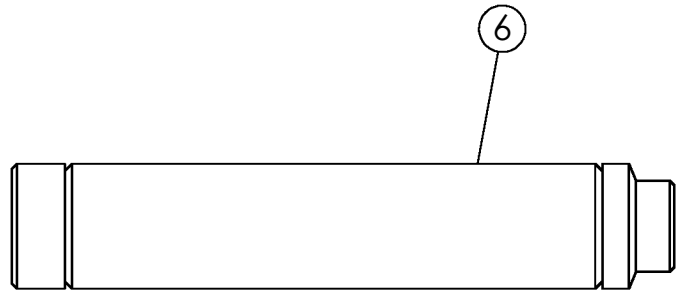
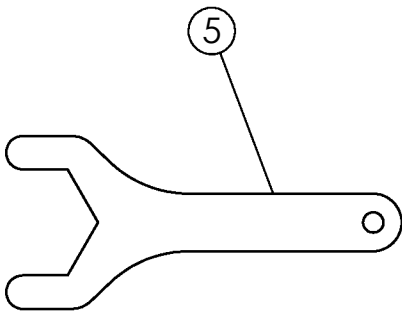
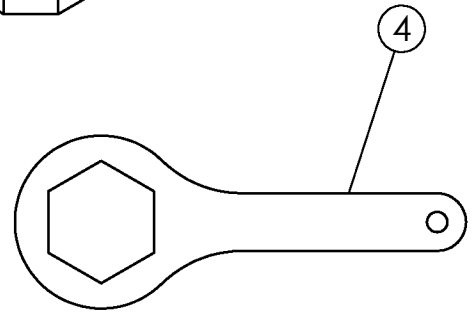
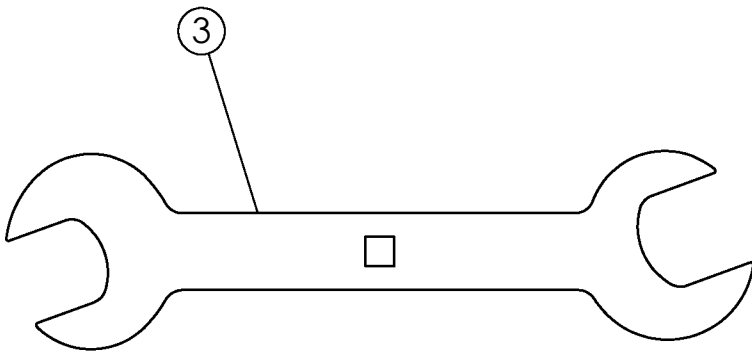
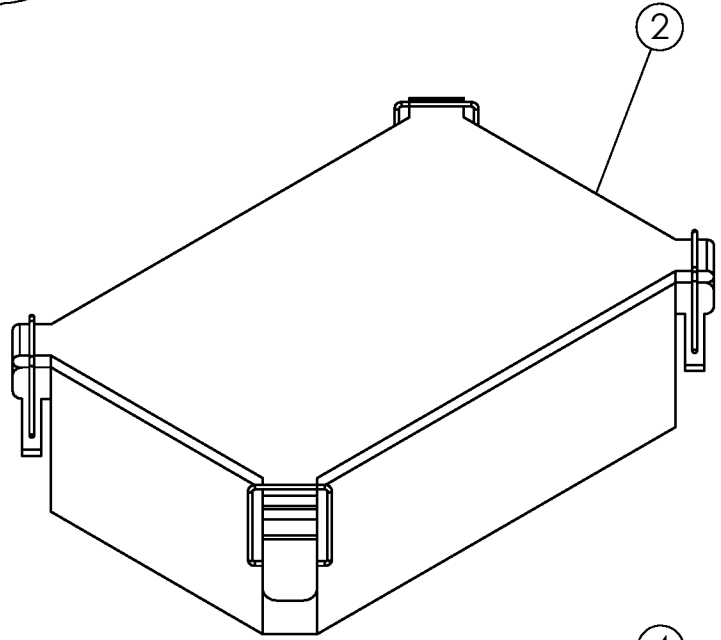
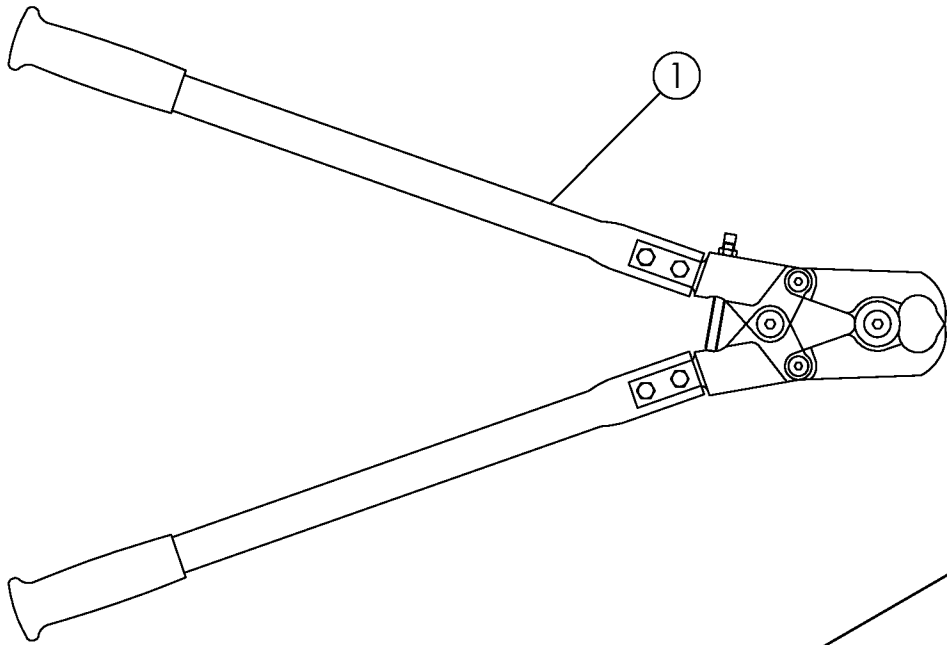
CENTER LAP JOINT



SIDE LAP JOINT

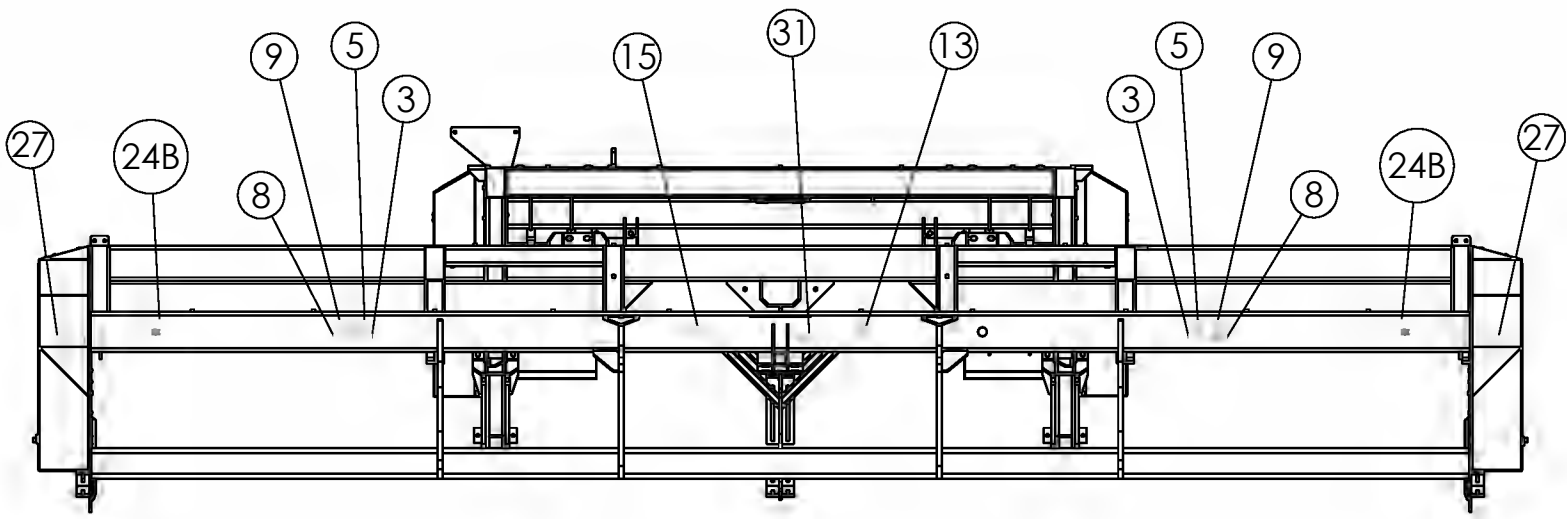


- 73117 - ROD-BC 1/2 X 64 STRAIGHT 3BELT
- 73118 - ROD-BC 1/2 X 64 DOWN 3BELT

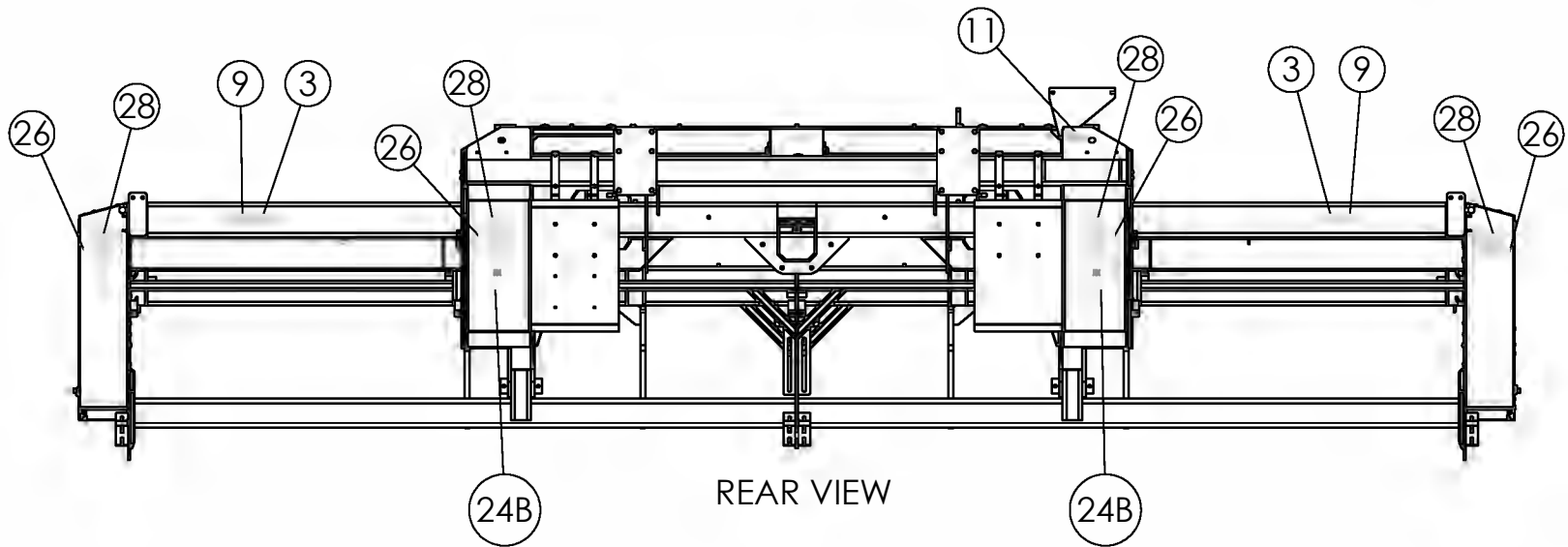


TOOLS

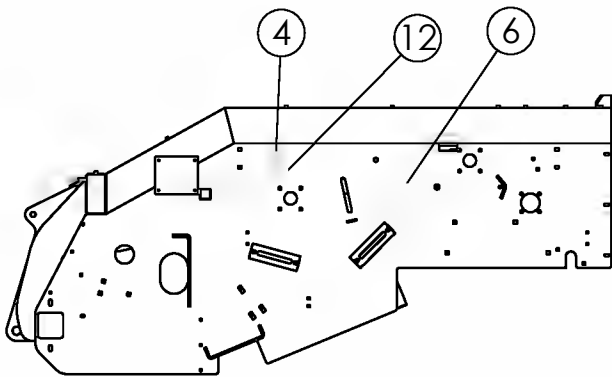
ITEM	PART NO.	DESCRIPTION	QTY
1	62802	TOOL-EASY CUTTER	1
2	303530	KT-ADC/AHC DIAGONSTIC TOOLS	1
	303521	HARNESS-2 PIN LIGHTED EXTENSION 4"	1
	303522	HARNESS-VALVE COIL VOLTAGE DIAGNOSTICS	1
	303523	HARNESS-WAND/BASKET VOLTAGE DIAGNOSTICS	1
	303524	HARNESS-ADC REAR CYL VOLTAGE DIAGNOSTICS	1
	303525	HARNESS-AHC REAR CYL VOLTAGE DIAGNOSTICS	1
	303526	HARNESS-VAVLE COIL TO POWER PACK	1
	303527	BATTERY-5V/12V OUTPUT POWER PACK	1
	303528	MANUAL-ADC/AHC DIAGONSTIC REFERENCE GUIDE	1
	303529	CASE-MILWAUKEE SMALL PACK OUT	1
	303696	HARNESS-VALVE COIL TO POWER PACK 12V	1
	303697	TESTER-POTENTIOMETER VOLTAGE TESTER (HEADSIGHT)	1
3	64320	WRENCH-TRANTORQUE	1
4	72417	WRENCH-BOX END	1
5	72418	WRENCH-OPEN END	1
6	59107	WLDMT-SOCKET 2.25 (1.75 BORE TT)	1
	59108	WLDMT-SOCKET 2.50 (2.00 BORE TT)	
	64820	WLDMT-SOCKET 2.75 (2.25 BORE TT)	



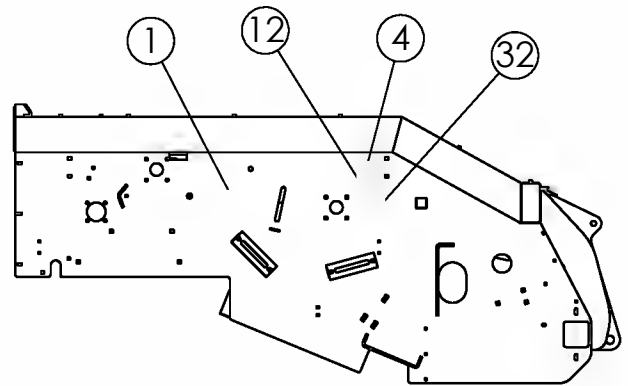
FRONT VIEW



REAR VIEW



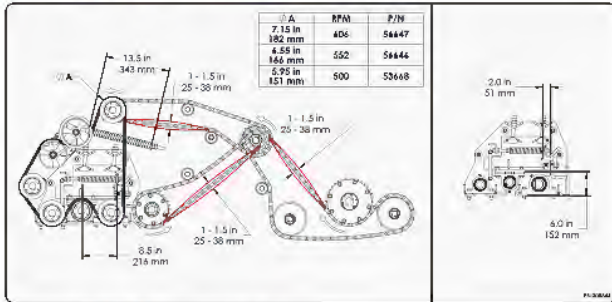
LEFT SIDE
UNDER DOOR



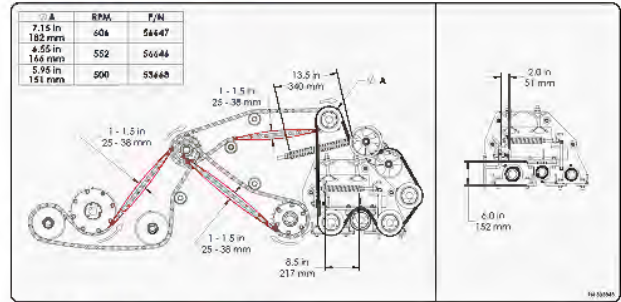
RIGHT SIDE
UNDER DOOR

DECALS

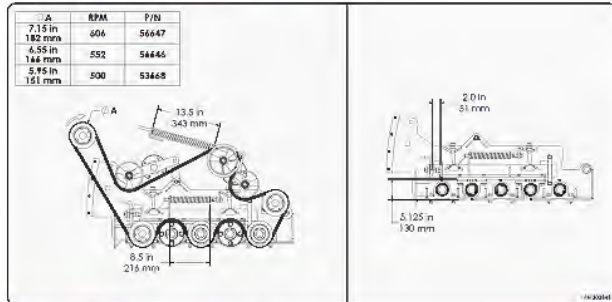
1 303844 QTY 1



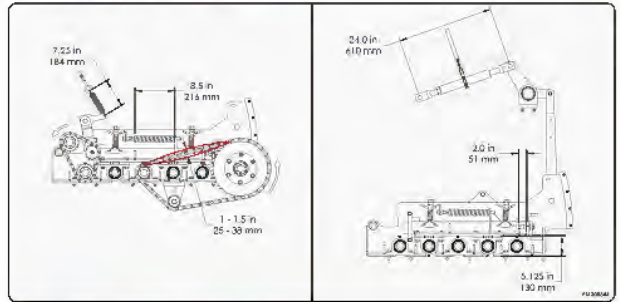
6 303843 QTY 1




2 303845 QTY 1



7 303846 QTY 1



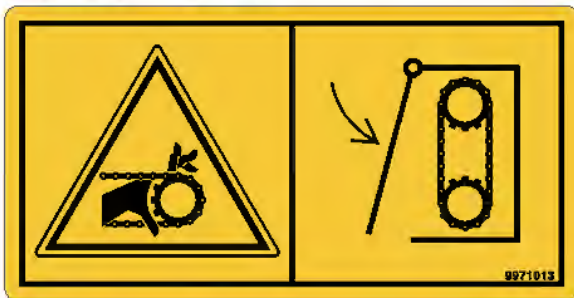
3 303263 QTY 4



8 9971015 QTY 2



4 9971013 QTY 5



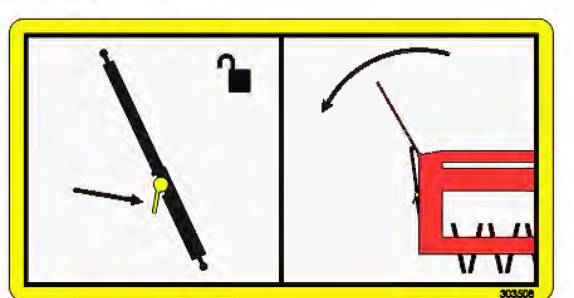
9 303268 QTY 5



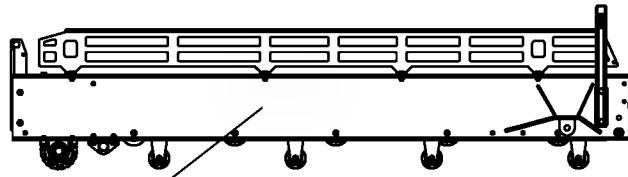
5 303265 QTY 2



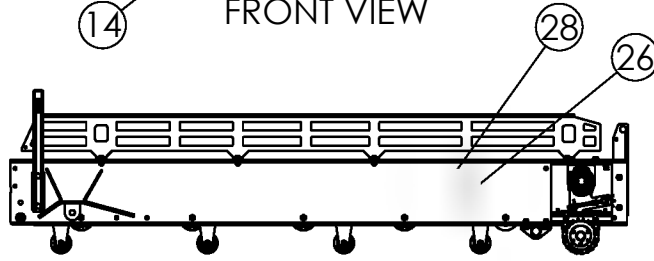
10 303508 QTY 2



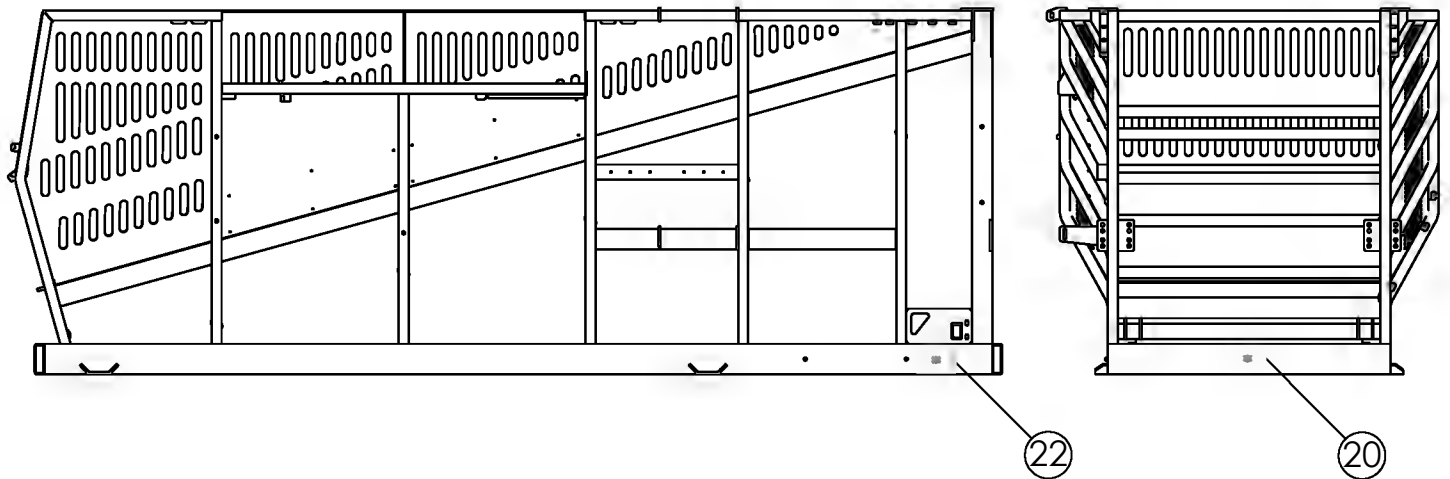
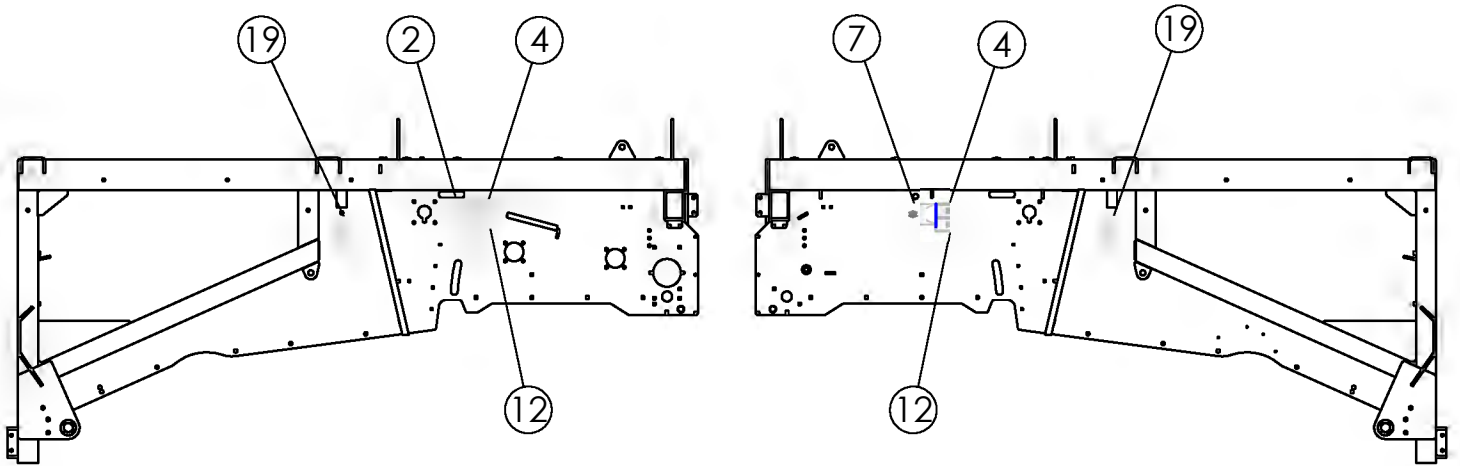
CONTINUED



FRONT VIEW



REAR VIEW

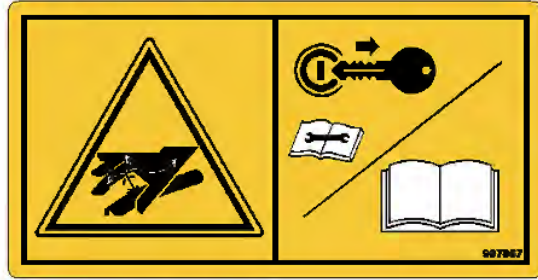


DECALS (CONTINUED)

11 303277 QTY 1



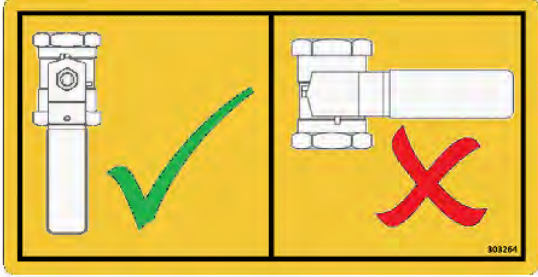
16 997867 QTY 3




12 9971011 QTY 4



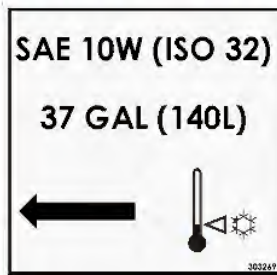
17 303264 QTY 1



13 997861 QTY 1



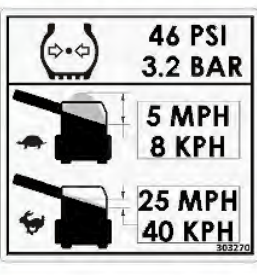
18 303269 QTY 1



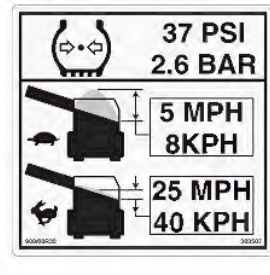
14 9971021 QTY 1



19 303270 QTY 2



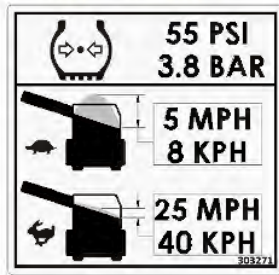
OR 303507



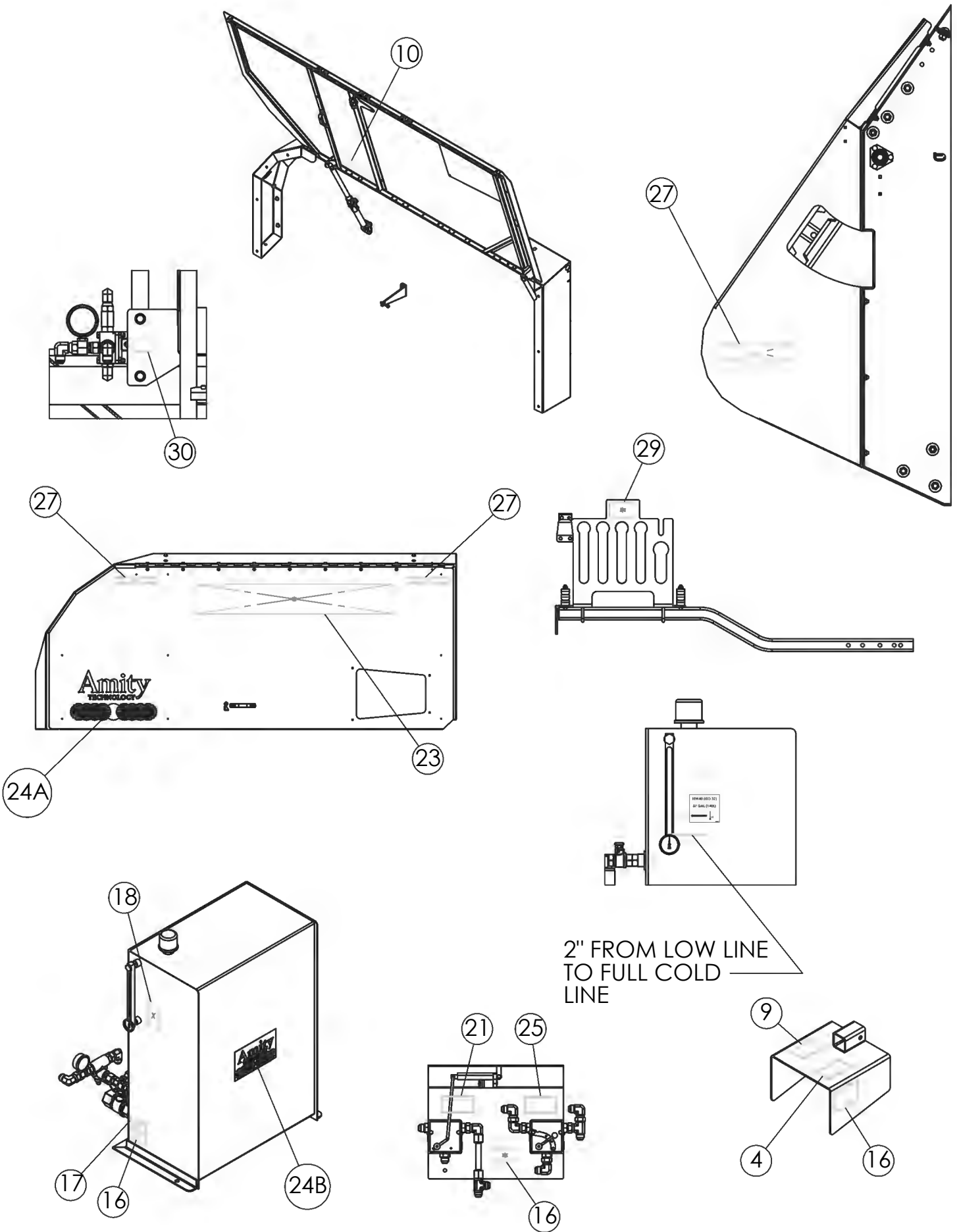
15 997859 QTY 1



OR 303271



CONTINUED



DECALS (CONTINUED)

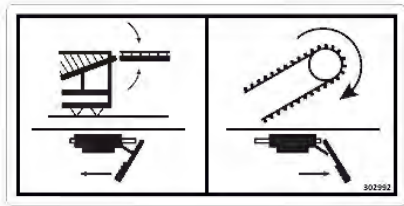
20 9971025 QTY 1



21 303850 QTY 1



22 302992 QTY 1



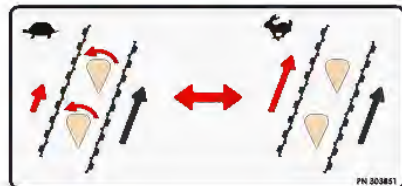
23 303503 LH QTY 1
303504 RH NOT SHOWN QTY 1



24A 303505 QTY 2 LOGO LARGE
24B 63465 QTY 5 LOGO SMALL



25 303851 QTY 1



26 65330 RED QTY 5



27 65331 YELLOW QTY 8



28 65332 RED/ORANGE QTY 5



29 303848 QTY 1

Hose Color Chart - 2720	
Black	Hitch or Fasse Valve
Blue	Row Finder Constant
Yellow	Row Finder Override
Green	Elevator
Orange	Active Depth Control * or Rear Lift
Red	Rear Steering
Red/ Green	Rear Grabroll Bed Tilt
Green/ Yellow	Jump Chain Drive
Yellow/ Red	ADC and Row Finder Constant *

*Case Drain Line Must Be Used When Using the ADC Valve
*Load Sense Line Must Be Used When Using Power Beyond

30 303767 QTY 1

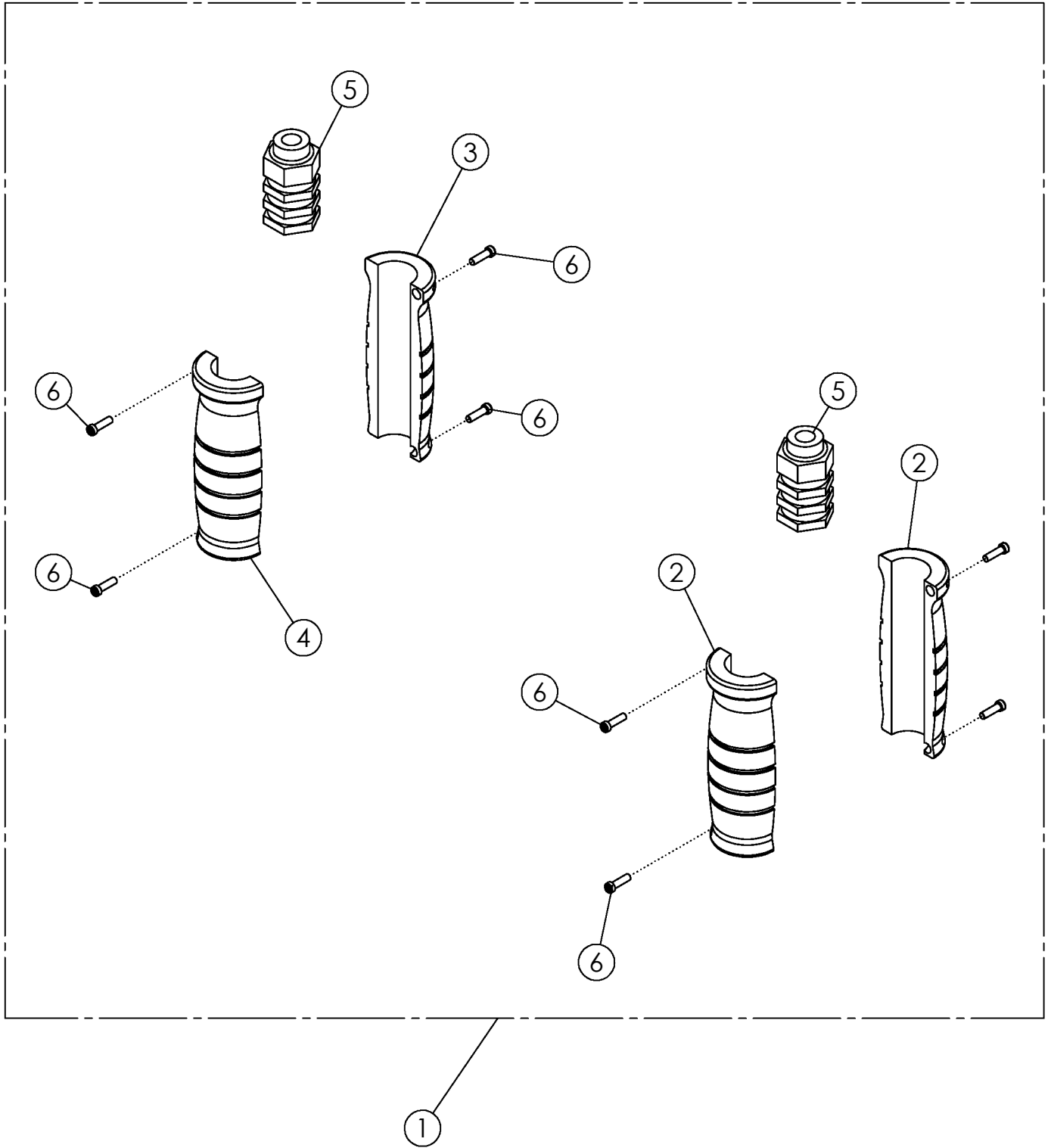


31 303769 QTY 1



32 303804 QTY 1





HYDRAULIC LABEL ASSY

ITEM	PART NO.	DESCRIPTION	QTY
1	301920*	HYD LABEL: .50 ORANGE/GRAY SET	1
	301902*	HYD LABEL: .50 BLUE/GRAY SET	
	301917*	HYD LABEL: .50 YELLOW/GRAY SET	
	301914*	HYD LABEL: .50 GREEN/GRAY SET	
	301911*	HYD LABEL: .50 BLACK/GRAY SET	
	301908*	HYD LABEL: .50 RED/GRAY SET	
	302230*	HYD LABEL: .50 RED/GREEN SET	
	302226*	HYD LABEL: .50 BLACK/ORANGE SET	
	302227*	HYD LABEL: .50 BLUE/YELLOW SET	
	301923*	HYD LABEL: .75 GREEN/GRAY SET	
	301928*	HYD LABEL: .75 YELLOW/GRAY SET	
2		HYD LABEL: .50 HALF EXTEND	2
		HYD LABEL: .75 HALF EXTEND	
3		HYD LABEL: .50 HALF RETRACT	1
		HYD LABEL: .75 HALF RETRACT	
4		HYD LABEL: .50 GRAY HALF RETRACT	1
		HYD LABEL: .75 GRAY HALF RETRACT	
5		HYD LABEL: .50 CORE M & F O-RING	2
		HYD LABEL: .75 CORE M & F O-RING	
6		HYD LABEL: SET SCREW	8

* COMES WITH ITEMS 2 THRU 6