

PARTS MANUAL

2024
BEET CART



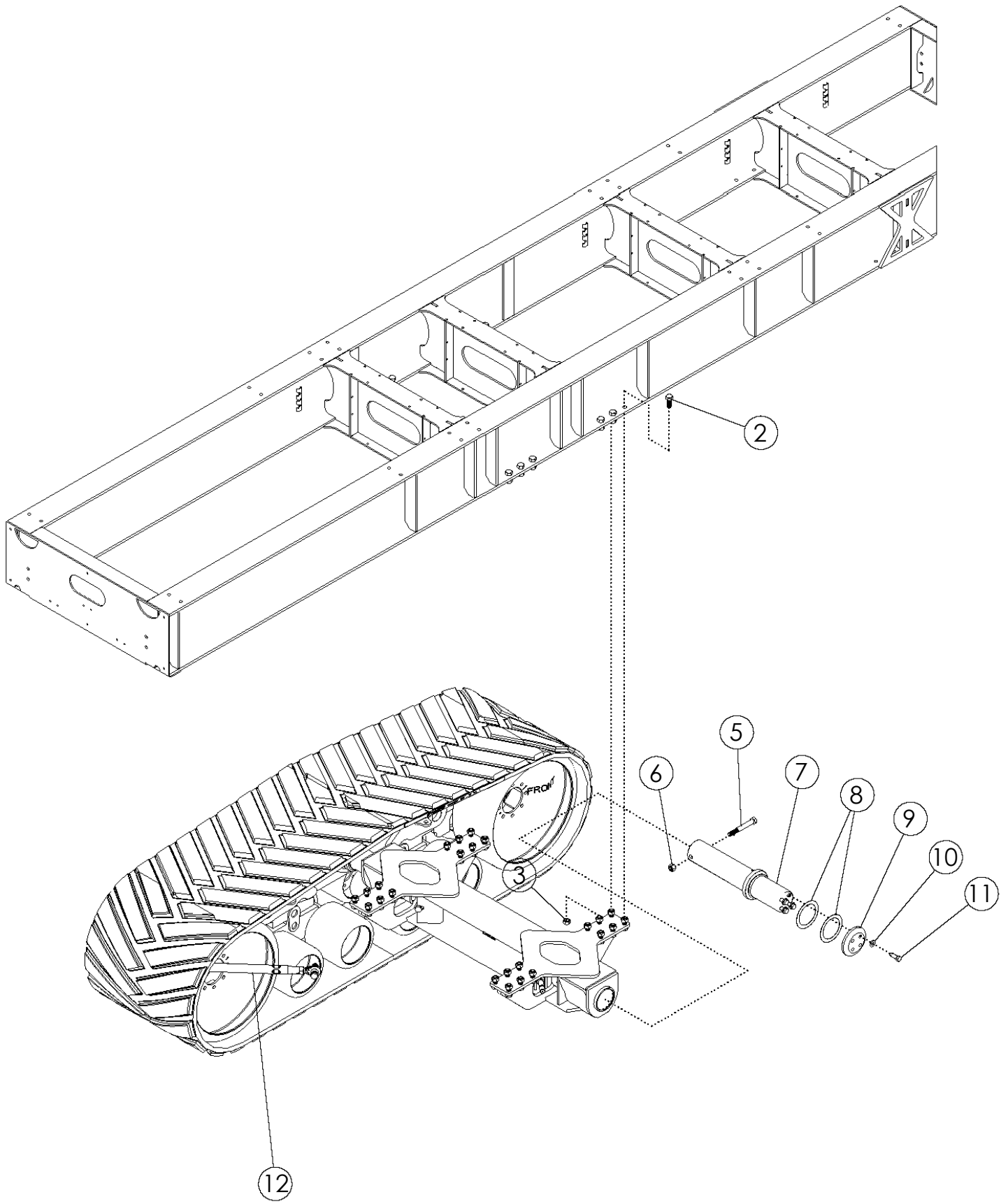
2800 7th Avenue North
Fargo, ND 58102

Phone: (701) 232-4199
Fax: (701) 234-1716
www.amitytech.com



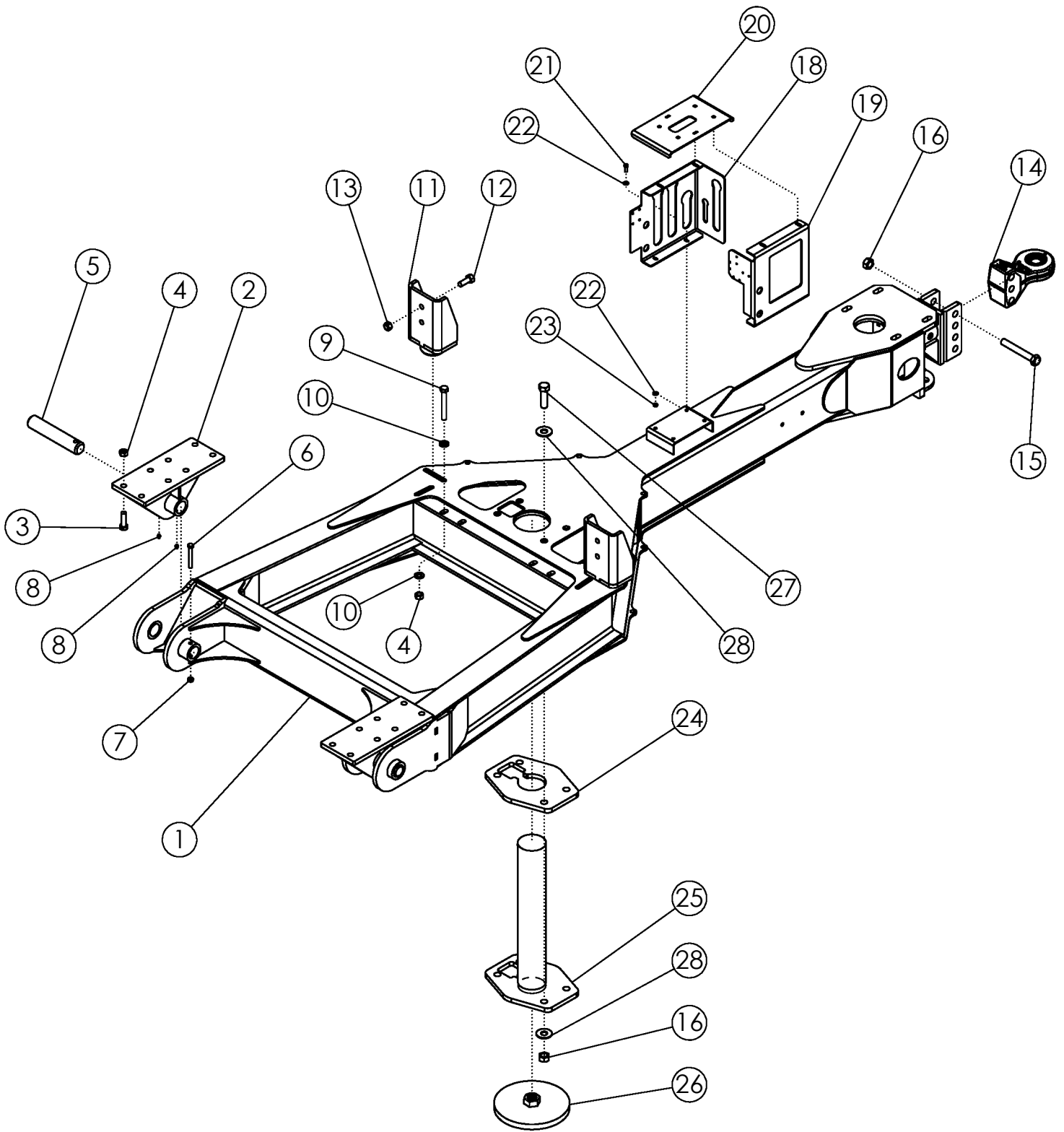
TABLE OF CONTENTS

AXLE ASSEMBLY	1-2
HITCH ASSEMBLY	3-6
CENTER SECTION	7-16
ELEVATOR	17-32
FRONT AND REAR FLOOR ASSEMBLY	33-38
TANK WALL ASSEMBLY	39-40
LADDERS	41-42
GUARDS AND SHIELDS	43-48
JACK HYDRAULICS	49-50
FRONT AND REAR FLOOR HYDRAULICS	51-52
CENTER FLOOR HYDRAULICS	53-56
ELEVATOR MOTOR HYDRAULICS	57-60
ELEVATOR CYLINDER HYDRAULICS	61-62
CASE DRAIN HYDRAULICS	63-64
GEARBOX 6.09:1	65-66
GEARBOX 1:2.5	67-68
PTO HYDRAULICS	69-70
TRAILED TRACK SYSTEM/OEM STOCKING LIST	71-72



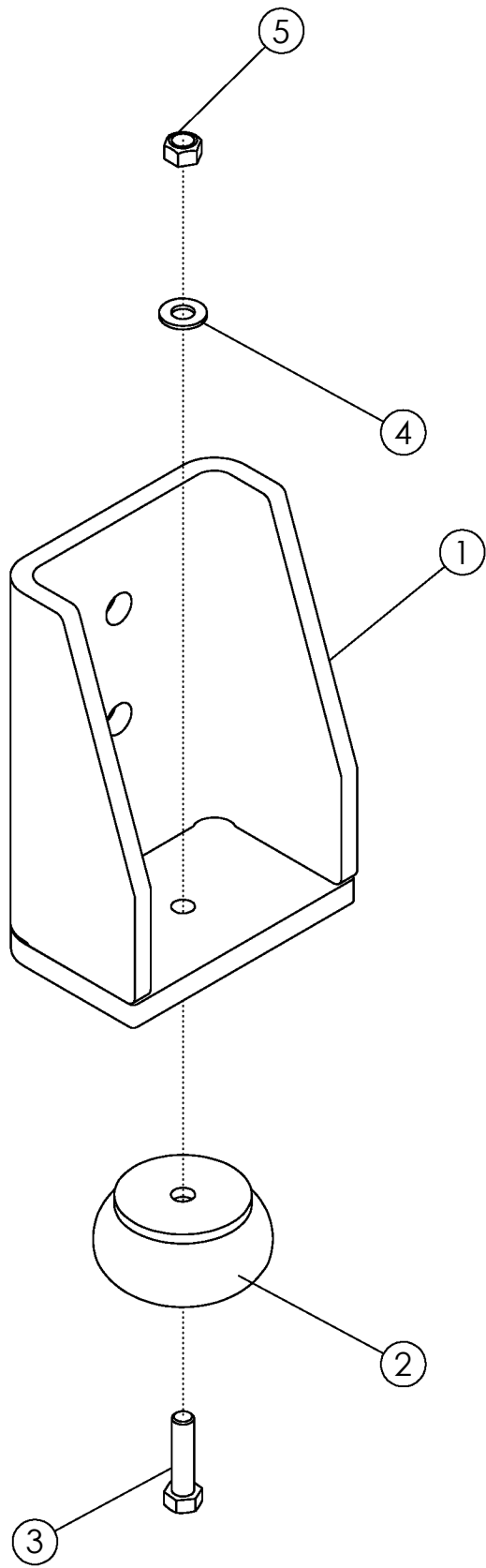
AXLE ASSEMBLY

ITEM	PART NO.	DESCRIPTION	QTY
1	310004	UNDERCARRIAGE-CRT	1
2	1023331	BOLT-HEX: 1.00 X 2.50 NC GR5	24
3	1016969	NUT-TOPLOCK: 1.00 NC GR5 ZP	24
4	310003	TRACKS-CAMOPLAST TTS-100-3613	1
5	1030725	BOLT-HEX: 1.00 X 8.00 NC GR8 ZP	2
6	1016969	NUT-TOPLOCK: 1.00 NC GR5 ZP	2
7	311199	PIN-MAIN PIVOT PAINTED	2
8	311144	WASHER-THRUST 140MM FOR 5.5" STRAIGHT PIN	4
9	311146	CAP-END FOR 140 MM	2
10	311081	WASHER-FLAT, 21.4X42X5 MM	8
11	311148	BOLT-HEX: M 20 X 60 CI 10.9	8
12	311145	STABILIZER ASSY., 24"	4



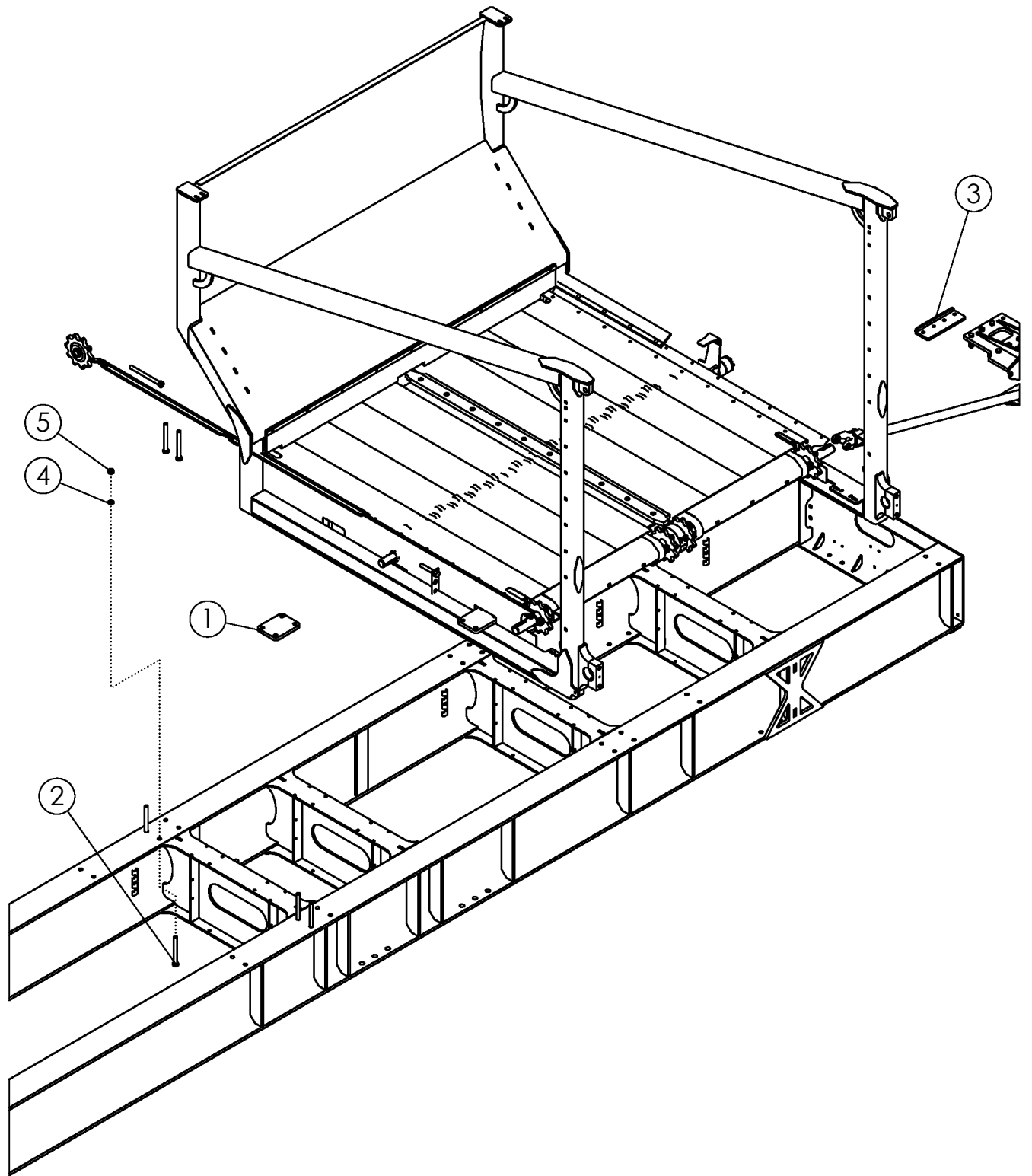
HITCH ASSEMBLY

ITEM	PART NO.	DESCRIPTION	QTY
1	318621	WLDMT-BC AND CC2000 HITCH	1
2	310796	WLDMT-HITCH BOLT ON HINGE	2
3	62096	BOLT-HEX: .75 X 2.50 NC GR8 ZP	16
4	1011434	NUT-TOPLOCK: .75 NC GR8 ZP	20
5	310740	SHAFT-HITCH FRAME PIN ZP	2
6	1032507	BOLT-HEX: .50 X 4.00 NC GR5 ZP	2
7	1027461	NUT-TOPLOCK: .50 NC GR5 ZP	2
8	1011748	ZERK-GREASE: .25 UNF STRAIGHT	4
9	36252	BOLT-HEX: .75 X 5.50 NC GR8 ZP	4
10	66497	WASHER-FLAT: .75 YZP GR8	8
11	310533	ASSY-SHOCK MOUNT	2
12	1012060	BOLT-HEX: .75 X 2.00 NC GR5 ZP	4
13	1017000	NUT-TOPLOCK: .75 NC GR5 ZP	4
14	311422	HITCH-BULL PULL CAT 3/4 (FORGED)	1
	311423	INSERT-BULL PULL 1.5"	
	311424	SNAP RING-BULL PULL INSERT 1.5"	
15	1018839	BOLT-HEX: 1.00 X 7.00 NC GR8 ZP	3
16	1016969	NUT-TOPLOCK: 1.00 NC GR8 ZP	7
17	36223	CHAIN-SAFETY 80000# (NOT SHOWN)	1
18	319342	PLATE-HOSE HOLDER HANDLE	1
19	319343	PLATE-HOSE HOLDER JUNCTION	1
20	318711	PLATE-HOSE CLAMP BLK	1
21	1011600	BOLT-HEX: .38 X 1.00 NC GR5 ZP	4
22	1014608	WASHER-FLAT: SAE .38 ZP	8
23	1016999	NUT-TOPLOCK: .38 NC GR5 ZP	4
24	311940	PLATE-BC JACK MOUNT PLATE FOR CYL (BLACK)	1
25	311933	WLDMT-CYLINDER 4X24 BC JACK W/MNT PLATE	1
26	311935	WLDMT-JACK BOTTOM	1
27	1011626	BOLT-HEX: 1.00 X 3.50 NC GR5 ZP	4
28	1020685	WASHER-FLAT: 1.00 ZP	8



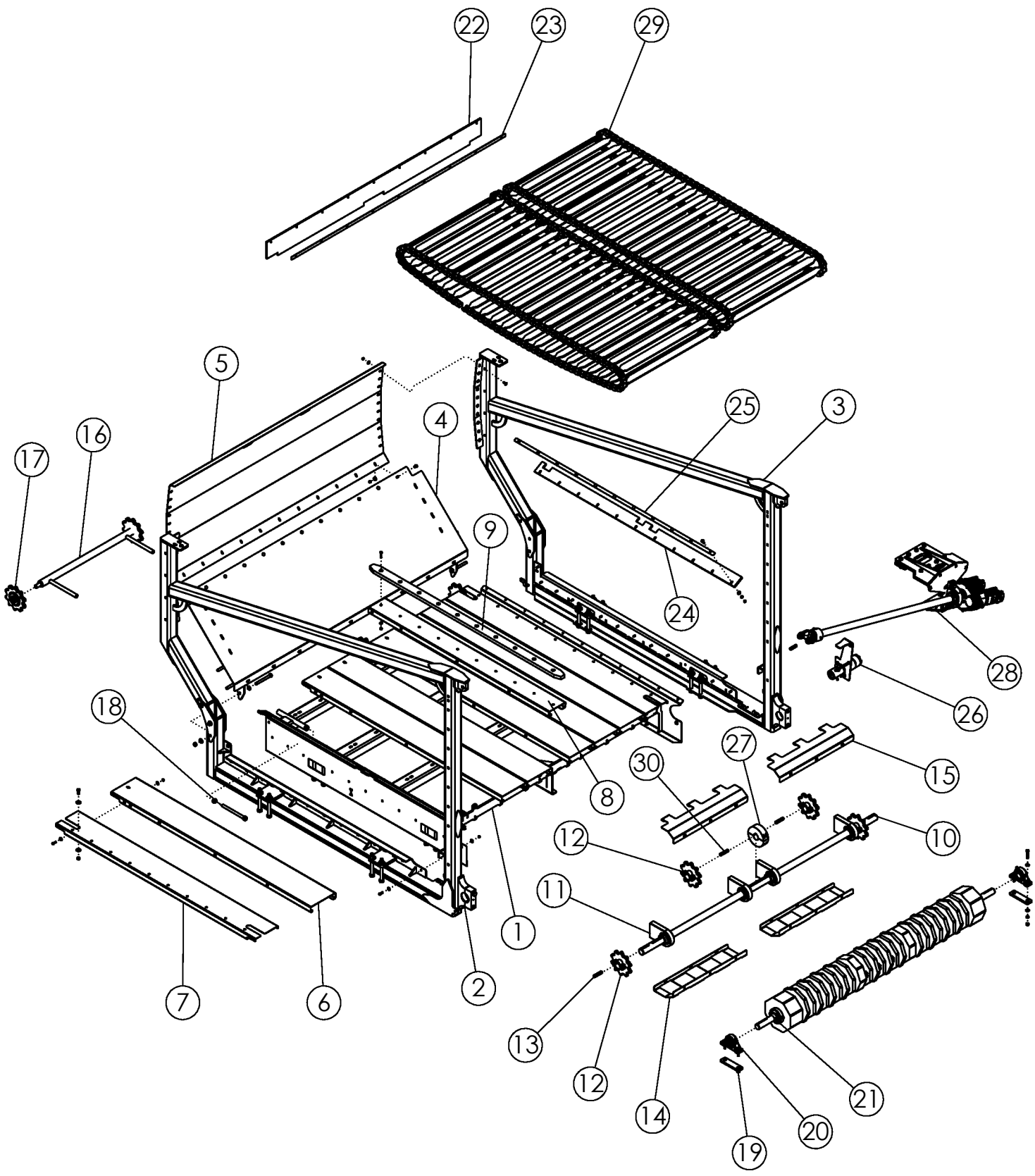
SHOCK MOUNT ASSEMBLY - #310533

ITEM	PART NO.	DESCRIPTION	QTY
1	311486	WLDMT-SHOCK MOUNT	1
2	310534	SHOCK BUMPER	1
3	1011609	BOLT-HEX: .50 X 2.00 NC GR5 ZP	1
4	1011584	WASHER-FLAT: SAE .50 ZP	1
5	1027461	NUT-TOPLOCK: .50 NC GR5 ZP	1



CENTER SECTION MOUNTING

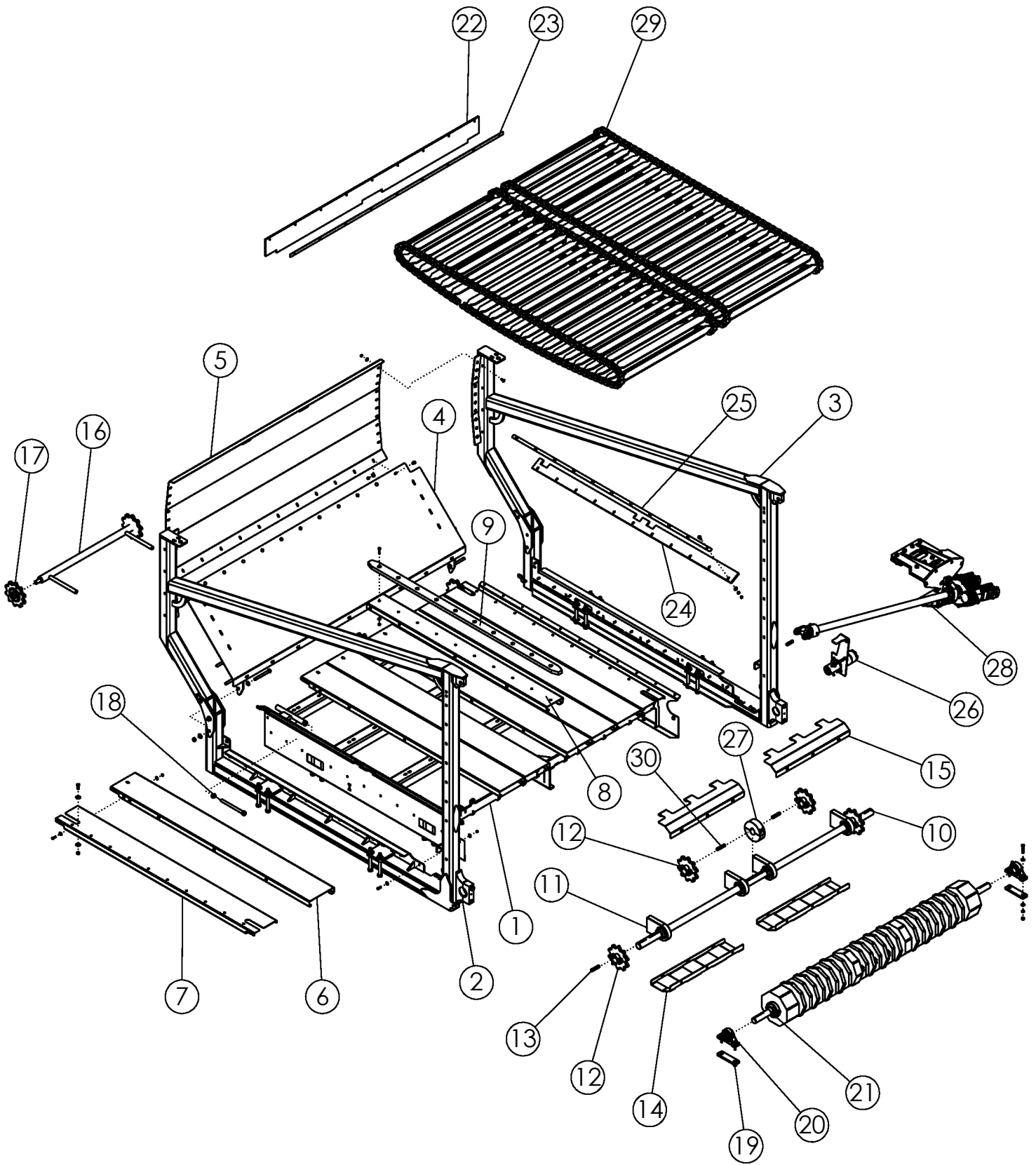
ITEM	PART NO.	DESCRIPTION	QTY
1	310878	WLDMT-CENTER SECTION FRAME MOUNT	4
2	1012666	BOLT-HEX: .75 X 7.00 NC GR5 ZP	16
3	310909	WLDMT-GEARBOX MOUNT CLAMP	2
4	1012061	WASHER-LOCK: .75 ZP	16
5	1011620	NUT-HEX: .75 NC GR2 ZP	16



CENTER SECTION

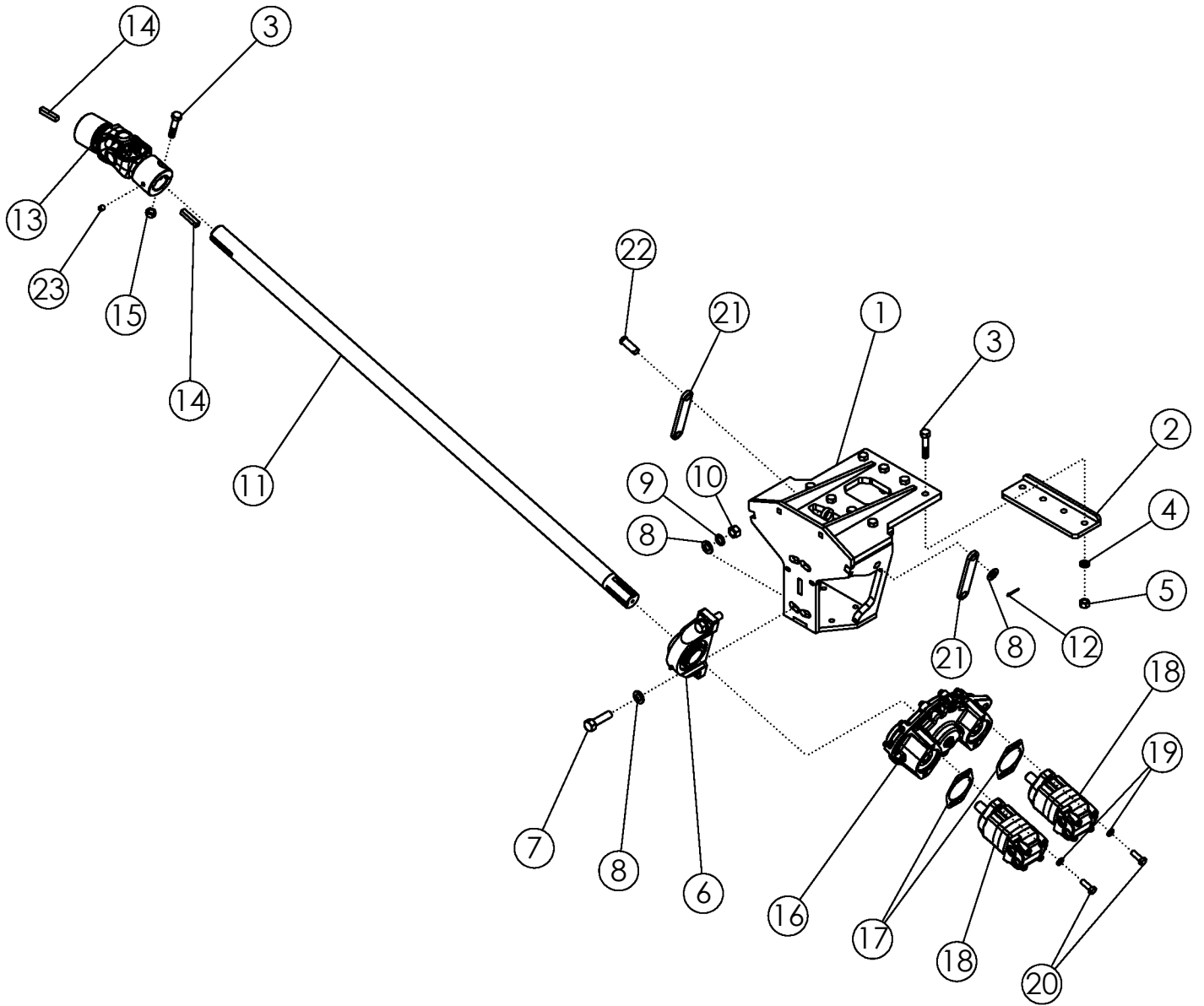
ITEM	PART NO.	DESCRIPTION	QTY
1	311911	WLDMT-CENTER SECTION FLOOR	1
2	311912	WLDMT-CENTER TUBE STRUCTURE LH	1
	1011600	BOLT-HEX: .38 X 1.00 NC GR5 ZP	12
	59488	BOLT-CRG: .38 X 1.00 NC GR5 ZP	10
	1011828	WASHER-FLAT: .38 ZP	34
	1016999	NUT-TOPLOCK: .38 NC GR5 ZP	22
3	311913	WLDMT-CENTER TUBE STRUCTURE RH	1
	1011600	BOLT-HEX: .38 X 1.00 NC GR5 ZP	12
	59488	BOLT-CRG: .38 X 1.00 NC GR5 ZP	10
	1011828	WASHER-FLAT: .38 ZP	34
	1016999	NUT-TOPLOCK: .38 NC GR5 ZP	22
4	311914	WLDMT-CENTER SECTION LOWER WALL	1
	1013068	BOLT-HEX: .63 X 6.00 NC GR5 ZP	6
	1013004	WASHER-FLAT: SAE .63 ZP	12
	1016595	NUT-TOPLOCK: .63 NC GR5 ZP	6
	59488	BOLT-CRG: .38 X 1.00 NC GR5 ZP	11
	1011828	WASHER-FLAT: .38 ZP	11
	1016999	NUT-TOPLOCK: .38 NC GR5 ZP	11
5	310785	PLATE-CENTER SECTION UPPER WALL	1
6	310881	PLATE-SMALL FLOOR PANEL	6
7	310882	PLATE-SMALL OUTSIDE FLOOR PANEL	2
	1011606	BOLT-HEX: .50 X 1.25 NC GR5 ZP	54
	1014443	WASHER-FLAT: .50 ZP	108
	1027461	NUT-TOPLOCK: .50 NC GR5 ZP	54
	1011600	BOLT-HEX: .38 X 1.00 NC GR5 ZP	24
	1011828	WASHER-FLAT: .38 ZP	48
	1016999	NUT-TOPLOCK: .38 NC GR5 ZP	24
8	310880	PLATE-SMALL CENTER FLOOR PANEL	1
9	310885	PLASTIC-CENTER FLOOR DIMDER	1
	1011603	BOLT-HEX: .38 X 1.75 NC GR5 ZP	10
	1014608	WASHER-FLAT: SAE .38 ZP	10
	1016999	NUT-TOPLOCK: .38 NC GR5 ZP	10
10	310914	SHAFT-CENTER FLOOR DRIVE 2"	1
11	310396	ASSY-STEEL TAPPED BASE BRG 2.00" LONG	4
	1017708	BOLT-HEX: .50 X 2.25 NC GR5 ZP	8
	1014443	WASHER-FLAT: .50 ZP	8
	1011581	WASHER-LOCK: .50 ZP	8
	1032490	ZERK-GREASE: .13 NPT LONG	4
12	310015	SPROCKET-SPLIT PINTLE 10T	4
13	310397	KEY .500 X .500 X 3.25	4
14	311466	PLATE-FLOOR DRIVE SHIELD BOTTOM	2

CONTINUED



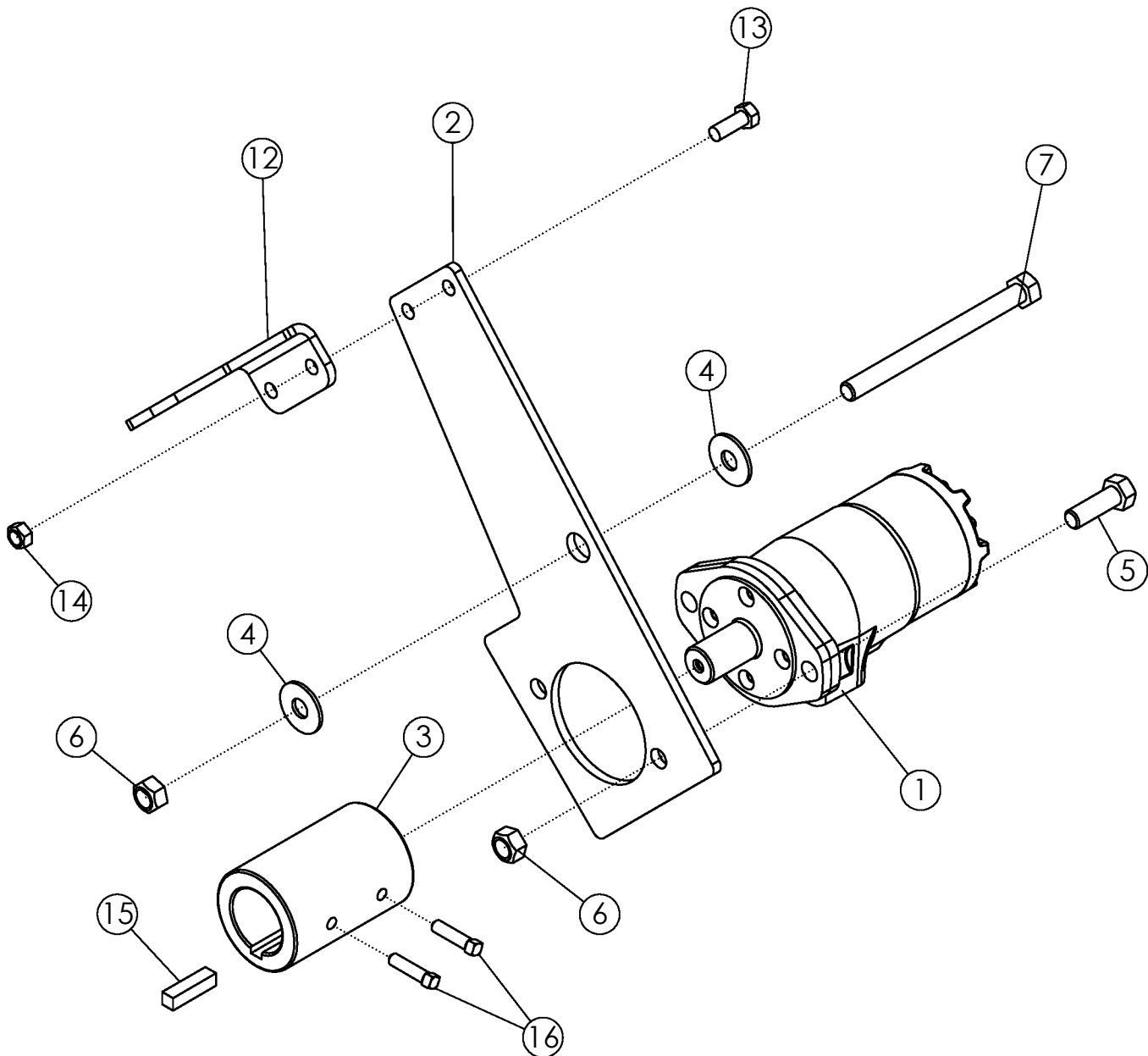
CENTER SECTION (CONTINUED)

ITEM	PART NO.	DESCRIPTION	QTY
15	311465	PLATE-FLOOR DRIVE SHIELD TOP	2
	1011601	BOLT-HEX: .38 X 1.25 NC GR5 ZP	12
	59488	BOLT-CRG: .38 X 1.00 NC GR5 ZP	6
	1011828	WASHER-FLAT: .38 ZP	30
	1011586	WASHER-LOCK: .38 ZP	18
	1011576	NUT-HEX: .38 NC GR2 ZP	18
16	310842	WLDMT-FLOOR IDLER TENSIONER PAINTED	2
17	310843	SPROCKET-FLOOR IDLER SPROCKET	4
18	310788	WLDMT-FLOOR TENSIONER ROD ZP	4
	1011620	NUT-HEX: .75 NC GR2 ZP	4
19	57792	SHIM-BEARING	2
20	52405	BEARING-PILLOW 1-3/4"	2
	1011610	BOLT-HEX: .50 X 2.50 NC GR5 ZP	4
	1011584	WASHER-FLAT: SAE .50 ZP	8
	1011581	WASHER-LOCK: .50 ZP	4
	1011577	NUT-HEX: .50 NC GR2 ZP	4
	1030766	ZERK-GREASE: .13 NPT STRAIGHT	2
21	310401	ASSY-FEED ROLLER	1
22	310876	RUBBER-CENTER SECTION FLAP	1
23	310877	PLATE-FLOOR FLAP HOLDER	1
	1016362	BOLT-CRG: .38 X 1.25 NC GR5 ZP	9
	1011828	WASHER-FLAT: .38 ZP	9
	1011586	WASHER-LOCK: .38 ZP	9
	1011576	NUT-HEX: .38 NC GR2 ZP	9
24	311467	FLAP-RUBBER CENTER SIDE .500"	2
25	310875	PLATE-END TO CENTER FLAP HOLDER	2
	1016362	BOLT-CRG: .38 X 1.25 NC GR5 ZP	22
	1011828	WASHER-FLAT: .38 ZP	22
	1011586	WASHER-LOCK: .38 ZP	22
	1011576	NUT-HEX: .38 NC GR2 ZP	22
26	310890	ASSY-FEED ROLLER DRIVE	1
27	310917	ROLLER-SPLIT FILLER	1
	311306	BOLT 5/16-18 X 1.00 SHCS GR8	4
28	310913	ASSY-CENTER SECTION DRIVE	1
29	310752	PINTLE CHAIN-CRT FLOOR	2
	310754	WLDMT-CRT FLOOR SLAT LINK	
	310755	LINK-PINTLE CHAIN 667X	
30	57995	KEY: .500 X .500 X 2.00	1



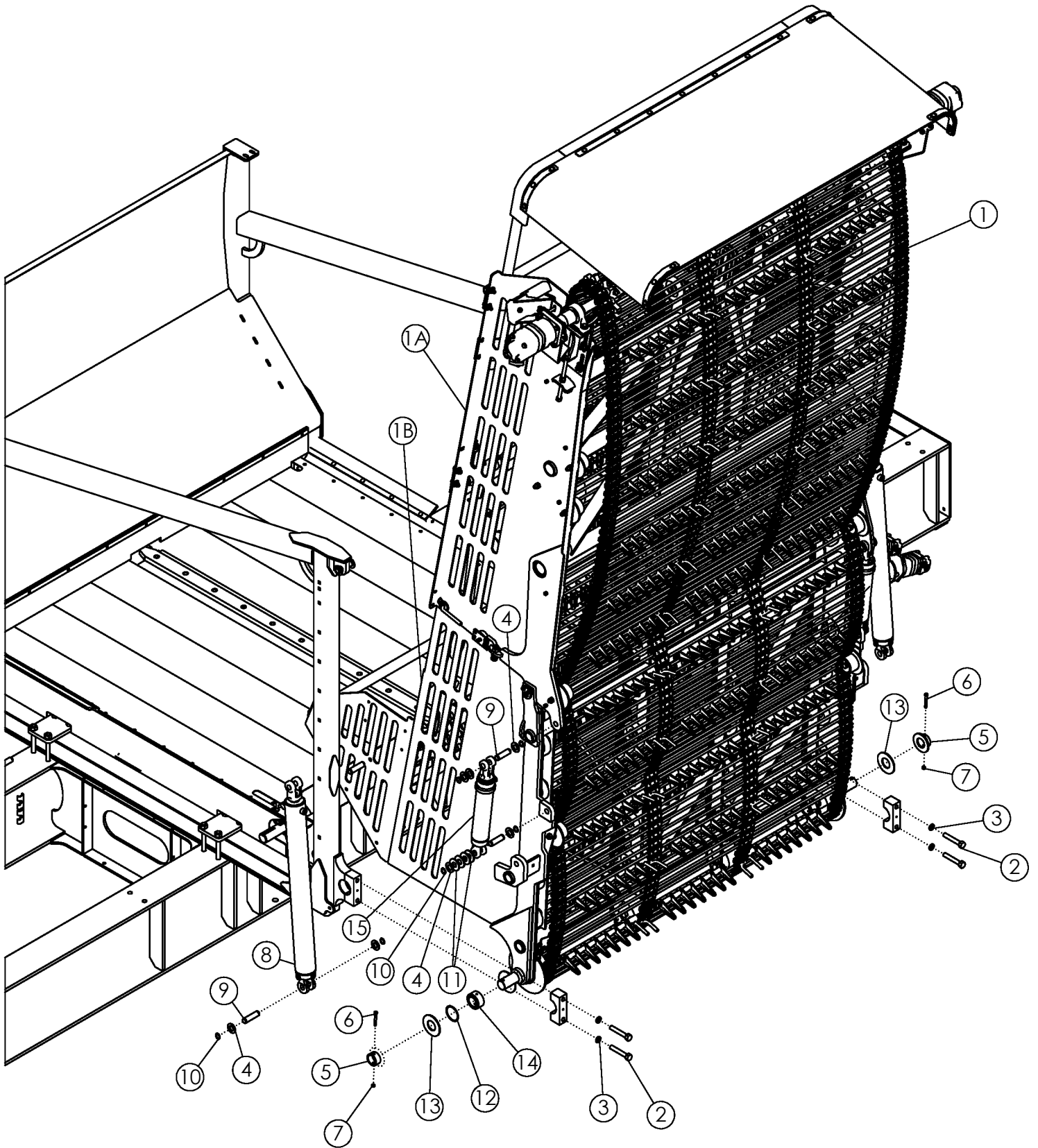
CENTER SECTION DRIVE - #310913

ITEM	PART NO.	DESCRIPTION	QTY
1	310902	WLDMT-GEARBOX FRAME MOUNT	1
2	310909	WLDMT-GEARBOX MOUNT CLAMP	2
3	1011624	BOLT-HEX: .63 X 3.00	9
4	1011813	WASHER-LOCK: .63 ZP	8
5	1011578	NUT-HEX: .63 NC GR2 ZP	8
6	57997	BEARING-PILLOW 2"	1
7	1030791	BOLT- .75 X 2.75 NC GR5 ZP	2
8	1012634	WASHER-FLAT: SAE .75 ZP	6
9	1012061	WASHER-LOCK: .75 ZP	2
10	1011620	NUT-HEX: .75 NC GR2 ZP	2
11	310896	SHAFT-CENTER GEARBOX DRIVE 2"	1
12	1013626	PIN-COTTER .16 X 1.25 ZP	2
13	310893	U-JOINT: 44R	1
	310988	KIT-44E CROSS KIT	
14	311005	KEY .500 X .500 X 2.500	2
15	1016595	NUT-TOPLOCK: .63 NC GR5 ZP	1
16	310807	GEARBOX-6.09:1 DUAL HYD MOTOR	1
17	310826	GASKET-HYD MOTOR SAE A	2
18	311819	MOTOR-HYD 8.0 CID	2
	1023837	SEAL KIT CHARLYNN	
19	1011581	WASHER-LOCK: .50 ZP	4
20	311840	SCREW-SOCKET HEAD CAP: .50 X 1.50	4
21	310910	PLATE-GEARBOX COMPRESSION PLATE	2
22	310891	PIN-CLEVIS: .75 X 2.00 ZP	2
23	311286	SCREW-SET:C-P .50 X .50 NC	1



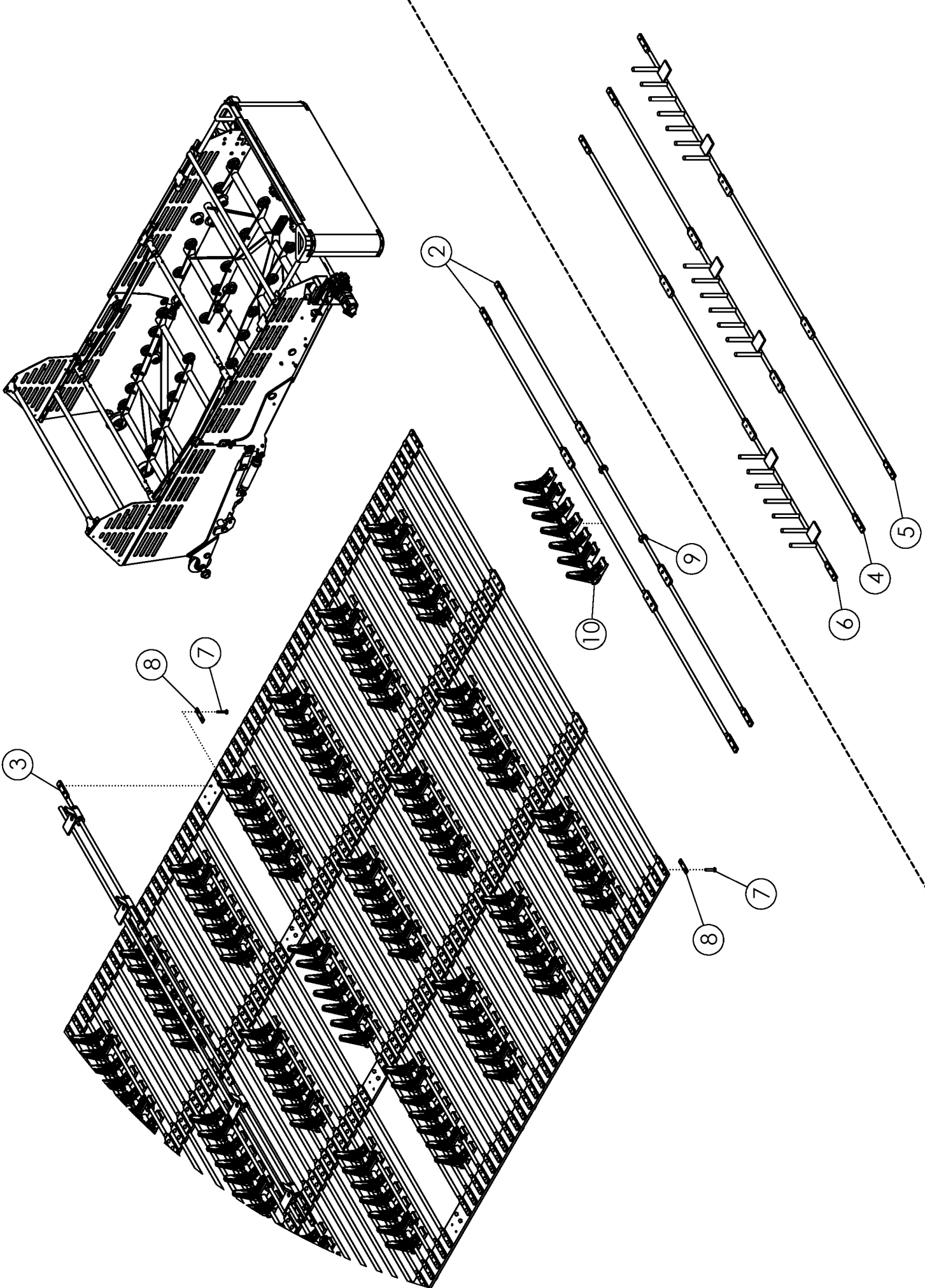
FEED ROLLER DRIVE - #310890

ITEM	PART NO.	DESCRIPTION	QTY
1	310825	MOTOR-HYD 22.6 CID	1
	310928	SEAL KIT	
2	311284	PLATE-MOTOR SUPPORT BASE	1
3	310648	COUPLING-DRIVE 1.00"-1.75"	1
4	310827	VALVE-RELIEF 1200 PSI (20 GPM)	1
5	1011607	BOLT-HEX: .50 x 1.50 NC GR5 ZP	2
6	1027461	NUT-TOPLOCK: .50 NC GR5 ZP	3
7	1011669	BOLT-HEX: .50 X 6.00 NC GR5 ZP	1
8	1014443	WASHER-FLAT: .50 ZP	2
9	1016211	BOLT-HEX: .25 X 2.00 NC GR5	2
10	1020416	WASHER-FLAT: .25 ZP	4
11	1030777	NUT-TOPLOCK: .31 NC GR5 ZP	2
12	311285	PLATE-ROTATION STOP	1
13	1011600	BOLT-HEX: .38 X 1.00 NC GR5 ZP	2
14	1016999	NUT-TOPLOCK: .38 NC GR5 ZP	2
15	310398	KEY .375 X .375 X 1.50	1
16	311469	SCREW-SET: SQ HD .31 X 1.25 ZP	2



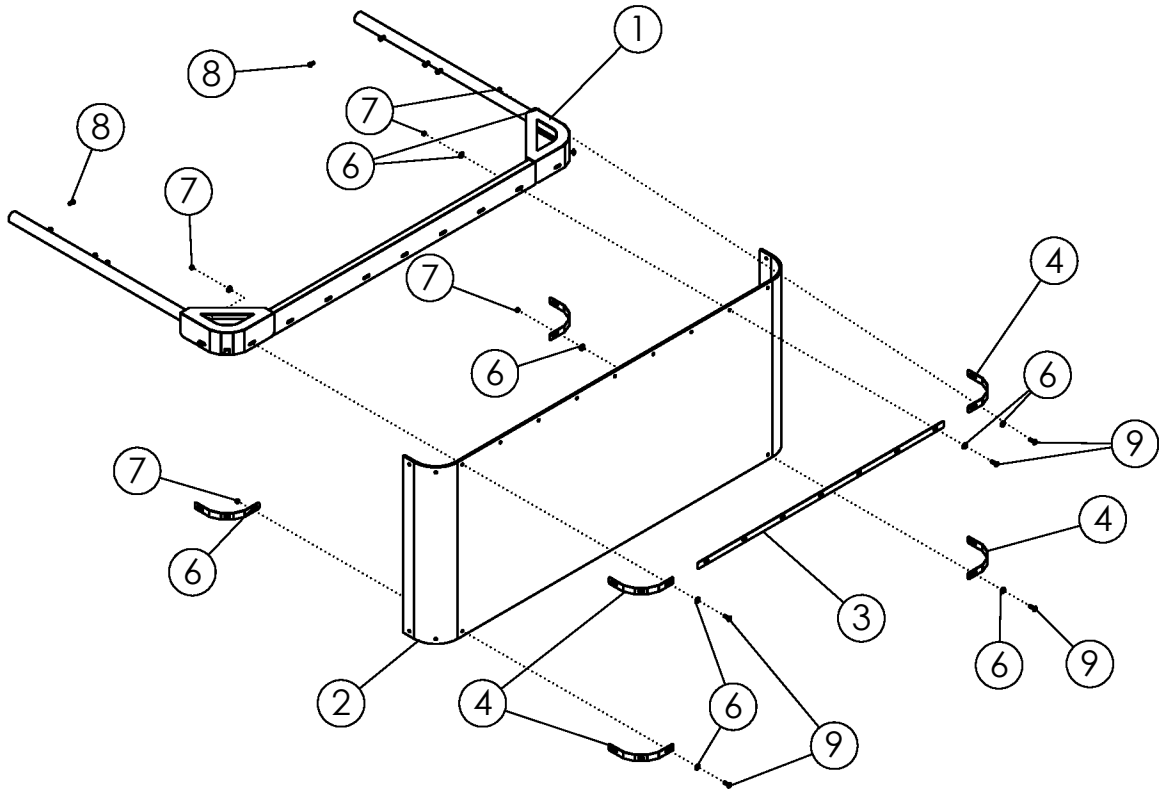
ELEVATOR - #310810

ITEM	PART NO.	DESCRIPTION	QTY
1	310811	ASSY-ELEVATOR 35T	1
1A	310682	WLDMT-ELEVATOR UPPER SECTION	1
1B	310661	WLDMT-ELEVATOR LOWER SECTION	1
2	58853	BOLT-HEX: .75 X 4.50 NC GR5 ZP	4
3	1012061	WASHER-LOCK: .75 ZP	4
4	1016663	WASHER-FLAT: SAE 1.00 ZP	8
5	310830	WLDMT-PIVOT PIN COLLAR	2
6	1013239	BOLT-HEX: .38 X 3.00 NC GR5 ZP	2
7	1016999	NUT-TOPLOCK: .38 NC GR5 ZP	2
8	310783	CYL-HYDRAULIC 3.5 X 36 3000	2
	310927	SEAL KIT 3.5 X 36 3000 PSI	
9	3111191	PIN-CYLINDER 1.00 X 3.45 W/ GROOVE ZP	4
10	36430	RING-RETAINING 1.000 ZP	8
11	1020685	WASHER FLAT: 1.00 ZP	AR
12	311279	SNAP RING-2" BEARING	2
13	37081	WASHER-FLAT: 2.00 ZP	2
14	310012	BEARING-SPLHERICAL 2"	2
15	311433	CYL-HYDRAULIC 3 X 12 (90 PORTS) 3000	2
	311844	KT-SEAL HYD CYLINDER	2



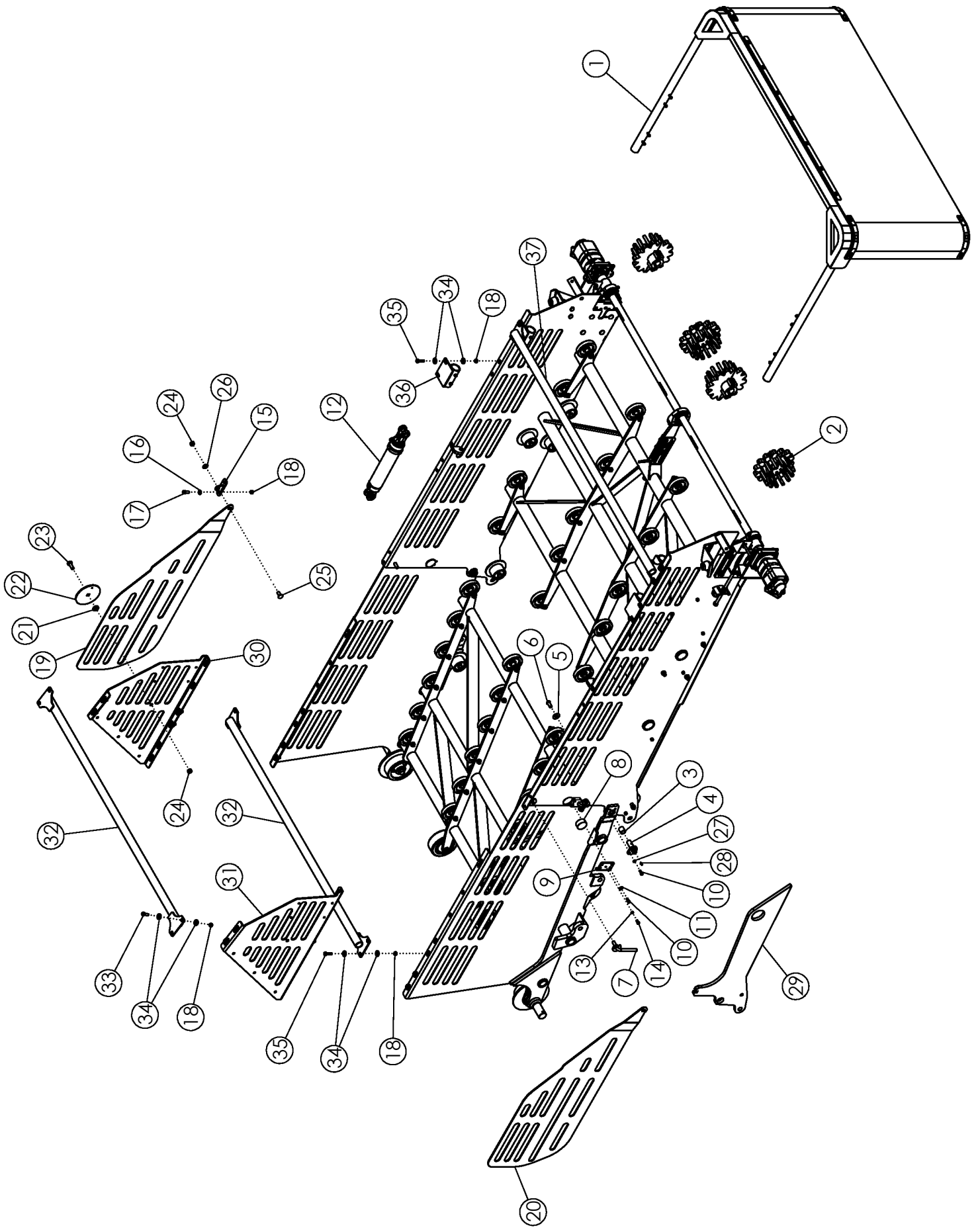
ELEVATOR ASSEMBLY

1	311846	BELT-BEET CART ELEVATOR (NOFFSINGER) (NOT SHOWN)	1
2	311848	ROD-CART BELT STD	AR
3	311849	ROD-CART BELT ROCK TRAP	AR
4	311852	FLIGHT FINGERS MID	AR
5	311853	FLIGHT FINGERS LEFT	AR
6	311854	FLIGHT FINGERS RIGHT	AR
7	311861	SCREW-F-H-S-C: .25 X 1.50 TORX W/ PATCH	AR
8	311857	PLATE-RIVET COUNTERSINK	AR
9	311859	COLLAR-SHAFT SPLIT BC	AR
10	311860	FLIGHT-FLIGHT 7 FINGER 450MM	AR



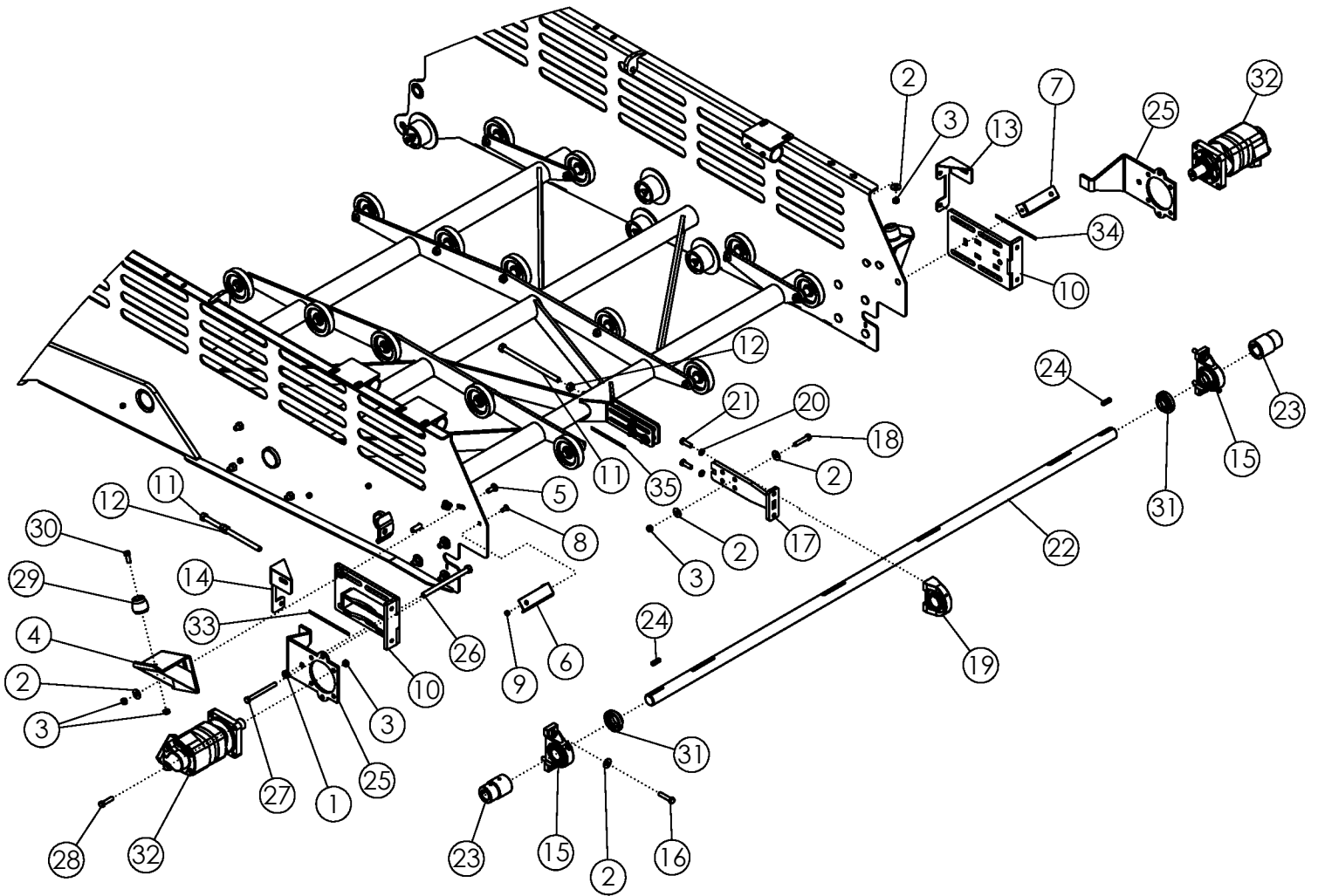
KIT-RUBBER DEFLECTOR - #310815

ITEM	PART NO.	DESCRIPTION	QTY
1	310633	WLDMT-BEET DEFLECTOR	1
2	310638	FLAP-RUBBER BEET DEFLECTOR	1
3	310639	PLATE-RUBBER DEFLECTOR CLAMP	1
4	310659	PLATE-RUBBER FLAP STIFFENER	6
5	1011601	BOLT-HEX: .38 X 1.25 NC GR5 ZP	19
6	1011828	WASHER-FLAT .38 ZP	38
7	1016999	NUT-TOPLOCK: .38 NC GR5 ZP	19
8	1011599	BOLT-HEX: .38 X .75 NC GR5 ZP	8



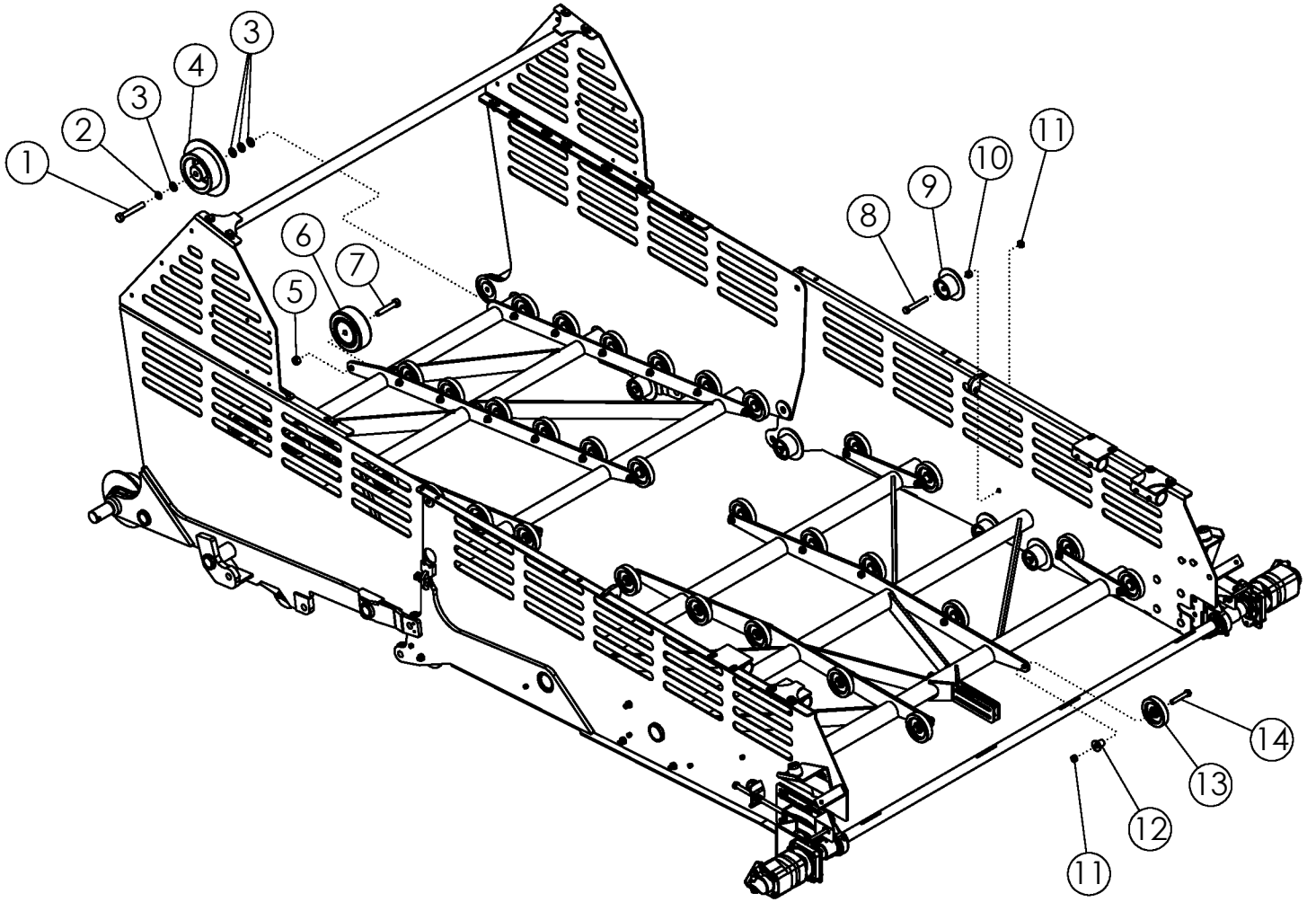
ELEVATOR #310811

ITEM	PART NO.	DESCRIPTION	QTY
1	310815	KT-DEFLECTOR RUBBER STD	1
2	310805	SPROCKET-ELEVATOR DRIVE	4
3	310175	SPRING BUSHING 1.25 X 1.0 X 1.31	2
4	311196	VLDMT-ELEVATOR PIVOT W/FLAG ZP	2
5	310795	WASHER-FLAT: .68 ID X 1.750 OD X .16 TH	2
6	1011643	BOLT-BHSS .625 X 1.50 NC	2
7	310176	VLDMT-LOCKING PIN	2
8	310183	PLASTIC-SIDE WALL PLASTIC PUCK	2
9	310715	PLATE-PLASTIC PUCK RETAINER	2
10	1011600	BOLT-HEX: .38 X 1.00 NC GR5 ZP	10
11	1011828	WASHER-FLAT .38 ZP	4
12	310782	CYL-HYDRAULIC 3 X 12 3000	2
	301314	SEAL KIT	
13	1013519	NUT-JAM: .38 NC GR2 ZP	2
14	1011599	BOLT-HEX: .38 X 0.75 NC GR5 ZP	2
15	311262	VLDMT-DYNAMIC EXTENDER PIVOT	2
16	1011584	WASHER-FLAT: SAE .50 ZP	4
17	1011606	BOLT-HEX: .50 X 1.25 NC GR5 ZP	4
18	1027461	NUT-TOPLOCK: .50 NC GR5 ZP	4
19	311418	PLATE-DYNAMIC ELEVATOR SHIELD 1	1
20	311419	PLATE-DYNAMIC ELEVATOR SHIELD 2	1
21	311265	PLATE-DYNAMIC EXTENDER BUSHING	2
22	311266	PLATE-DYNAMIC EXTENDER WASHER	2
23	58635	BOLT-CRG: .63 X 2.00 NC GR5 ZP	2
24	1016595	NUT-TOPLOCK: .63 NC GR5 ZP	4
25	72063	BOLT-CRG: .63 X 1.50 NC GR5 ZP	2
26	66498	WASHER-SAE: .63 GR8 ZP	2
27	1011586	WASHER-LOCK: .38 ZP	4
28	1011748	ZERK-GREASE: .25 UNF STRAIGHT	2
29	310687	PLATE-UPPER WALL SUPPORT	2
30	310641	PLATE-ELEVATOR TOP EXTENDER LEFT	1
31	310642	PLATE-ELEVATOR TOP EXTENDER RIGHT	1
32	310144	VLDMT-LOWER TOP CROSS MEMBER	2
33	1011607	BOLT-HEX: .50 X 1.50 NC GR5 ZP	4
34	1014443	WASHER-FLAT: .50 ZP	24
35	1011608	BOLT-HEX: .50 X 1.75 NC GR5 ZP	8
36	310629	VLDMT-BEET DEFLECTOR MOUNT	4
37	310147	VLDMT-UPPER TOP CROSS MEMBER	1



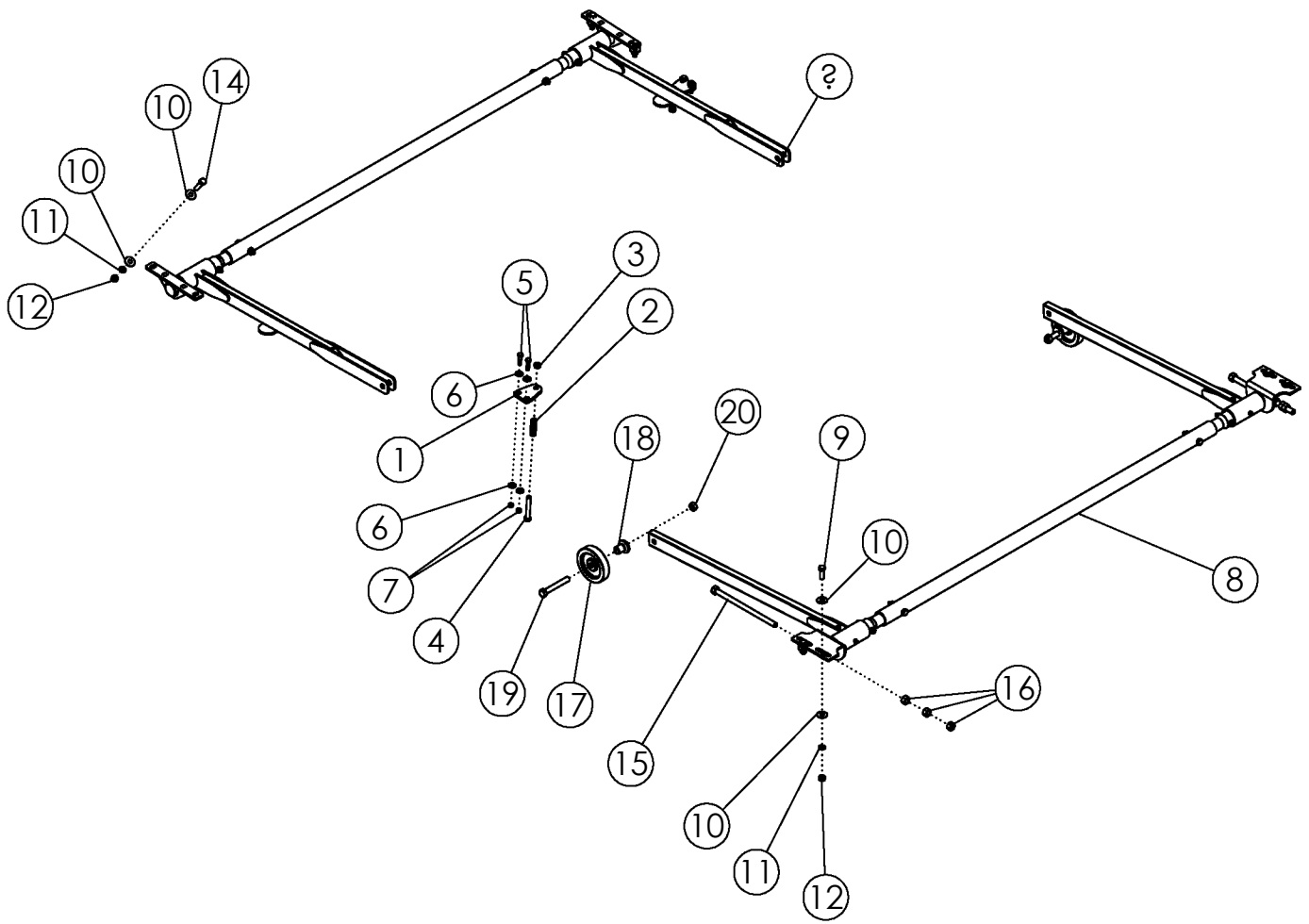
HEAD SHAFT

ITEM	PART NO.	DESCRIPTION	QTY
1	1016595	NUT-TOPLOCK: .63 NC GR5 ZP	36
2	1014443	WASHER-FLAT: .50 ZP	26
3	1027461	NUT-TOPLOCK: .50 NC GR5 ZP	26
4	310802	WLDMT-ELEVATOR FOLD SUPPORT	2
5	1023854	BOLT-CRG: .50 X 1.25 NC GR5 ZP	4
6	310526	PLATE-LIGHT MOUNT FRONT	1
7	310527	PLATE-LIGHT MOUNT REAR	1
8	59488	BOLT-CRG: .38 X 1.00 NC GR5 ZP	2
9	1016999	NUT-TOPLOCK: .38 NC GR5 ZP	2
10	310710	WLDMT-ELEVATOR MOTOR MOUNT	2
11	310180	WLDMT-ELEVATOR ADJUSTMENT ROD ZP	3
12	1011578	NUT-HEX: .63 NC GR2 ZP	9
13	310643	WLDMT-MOTOR SUPPORT LEFT	1
14	310646	WLDMT-MOTOR SUPPORT RIGHT	1
15	52405	BEARING-PILLOW 1-3/4"	2
16	1017708	BOLT-HEX: .50 x 2.25 NC GR5 ZP	4
17	310712	WLDMT-MIDDLE BEARING MOUNT	1
18	1011610	BOLT-HEX: .50 x 2.50 NC GR5 ZP	4
19	62135	BEARING 1.750 TAPPED BASE	1
20	1011581	WASHER-LOCK: .50 ZP	2
21	1011607	BOLT-HEX: .50 x 1.50 NC GR5 ZP	2
22	310008	SHAFT- CRT ELEVATOR 1.75"	1
23	310009	COUPLING-DRIVE 1.50"-1.75"	2
24	310398	KEY .375 X .375 X 1.50	2
25	310174	PLATE-MOTOR ROTATION STOP	2
26	68557	BOLT-HEX .63 X 9.00 NC GR5 ZP	2
27	1016660	BOLT-HEX: .50 x 5.50 NC GR5 ZP	2
28	1011609	BOLT-HEX: .50 X 2.00 NC GR5 ZP	8
29	310260	SHOCK-RUBBER 4000LB	2
30	1011606	BOLT-HEX: .50 X 1.25 NC GR5 ZP	2
31	52383	LOCK PROTECTOR 1-3/4"	2
32	300143	MOTOR-HYDRAULIC 24IN^3/REV	2
33	311496	DECAL-RULER 0-8" SMALL	1
34	311497	DECAL-RULER 0-8" REVERSED SMALL	1
35	302405	DECAL-RULER 1.154-8"	1



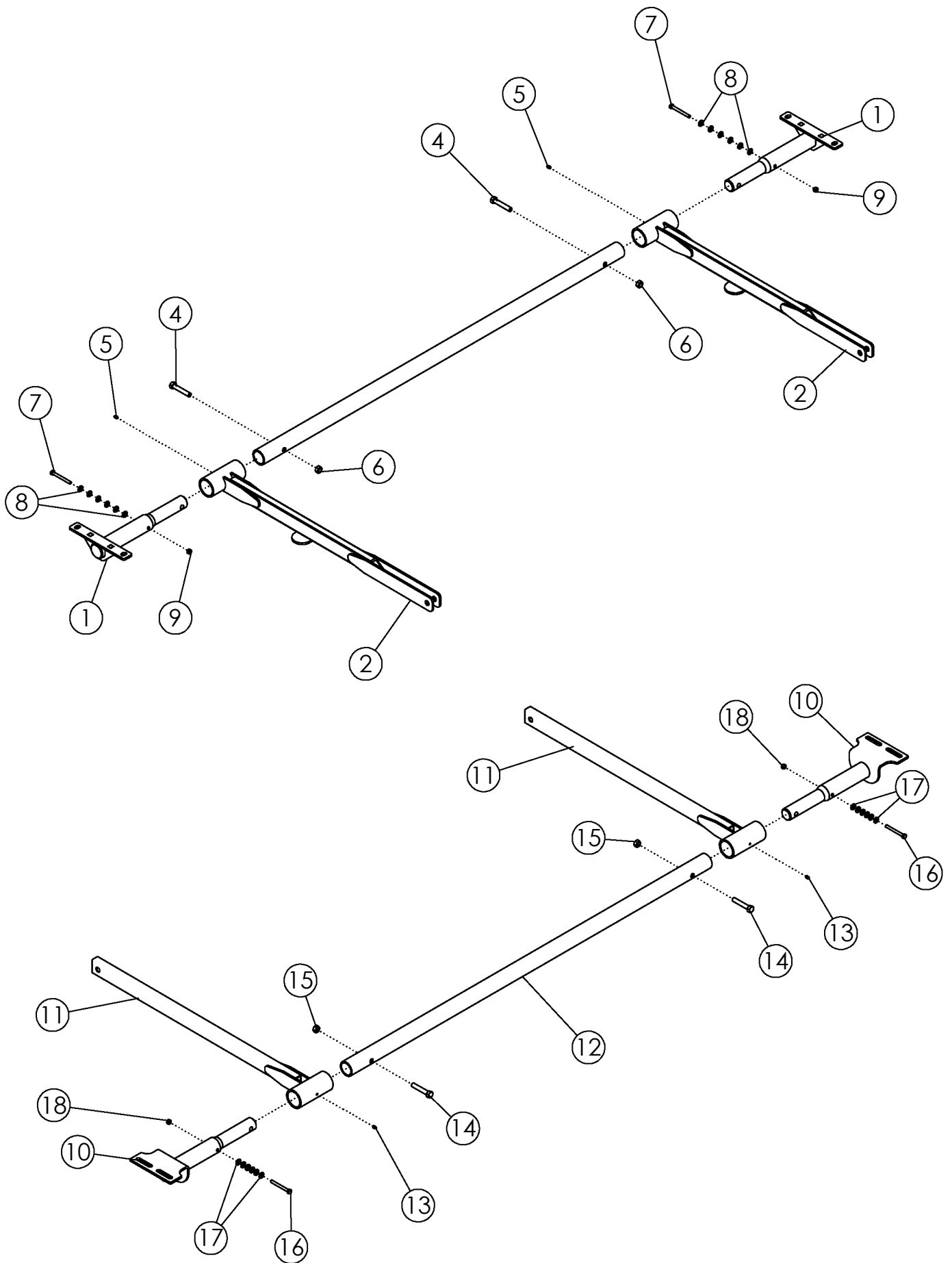
ELEVATOR ROLLERS

ITEM	PART NO.	DESCRIPTION	QTY
1	58368	BOLT-HEX: .75 X 5.00 NC GR5 ZP	2
2	1012061	WASHER-LOCK: .75 ZP	2
3	1012634	WASHER-FLAT: SAE .75 ZP	8
4	310821	ROLLER-RUBBER FLANGED Ø180MM	2
5	1017000	NUT-TOPLOCK: .75 NC GR5 ZP	2
6	310822	ROLLER-RUBBER Ø180MM	2
7	1011625	BOLT-HEX: .75 X 4.00 NC GR5 ZP	2
8	1013935	BOLT-HEX: .63 X 4.50 NC GR5 ZP	10
9	310066	ROLLER-RUBBER FLANGE 3.5"	10
10	53449	SLEEVE-HINGE	10
11	1016595	NUT-TOPLOCK: .63 NC GR5 ZP	10
12	58971	STANDOFF 1.50"	42
13	53825	BOGIE WHEEL 5"	42
14	1014000	BOLT-HEX: .63 X 3.50 NC GR5 ZP	42



ELEVATOR TENSION ARM

ITEM	PART NO.	DESCRIPTION	QTY
1	310179	PLATE-ELEVATOR SPRING MOUNT	2
2	310187	SPRING-2.5" LONG X .72" OD, .085" WIRE	2
3	1027461	NUT-TOPLOCK: .50 NC GR5 ZP	2
4	1011612	BOLT-HEX: .50 X 3.50 GR5 ZP	2
5	1011602	BOLT-HEX: .38 X 1.50 NC GR5 ZP	4
6	1011828	WASHER-FLAT .38 ZP	8
7	1016999	NUT-TOPLOCK: .38 NC GR5 ZP	4
8	310184	ASSY-ELEVATOR UPPER TENSION BAR	1
9	1011607	BOLT-HEX: .50 x 1.50 NC GR5 ZP	4
10	1014443	WASHER-FLAT: .50 ZP	16
11	1011581	WASHER-LOCK: .50 ZP	8
12	1011577	NUT-HEX: .50 NC ZP	8
13	310185	ASSY-ELEVATOR LOWER TENSION BAR	1
14	1011609	BOLT-HEX: .50 X 2.00 NC GR5 ZP	4
15	310180	WLDMT-ELEVATOR ADJUSTMENT ROD ZP	2
16	1011578	NUT-HEX: .63 NC GR2 ZP	6
17	53825	BOGIE WHEEL 5"	2
18	58971	STAND OFF 1.50"	2
19	1013935	BOLT-HEX .63 X 4.50 NC GR5 ZP	2
20	1016595	NUT-TOPLOCK: .63 NC GR5 ZP	2

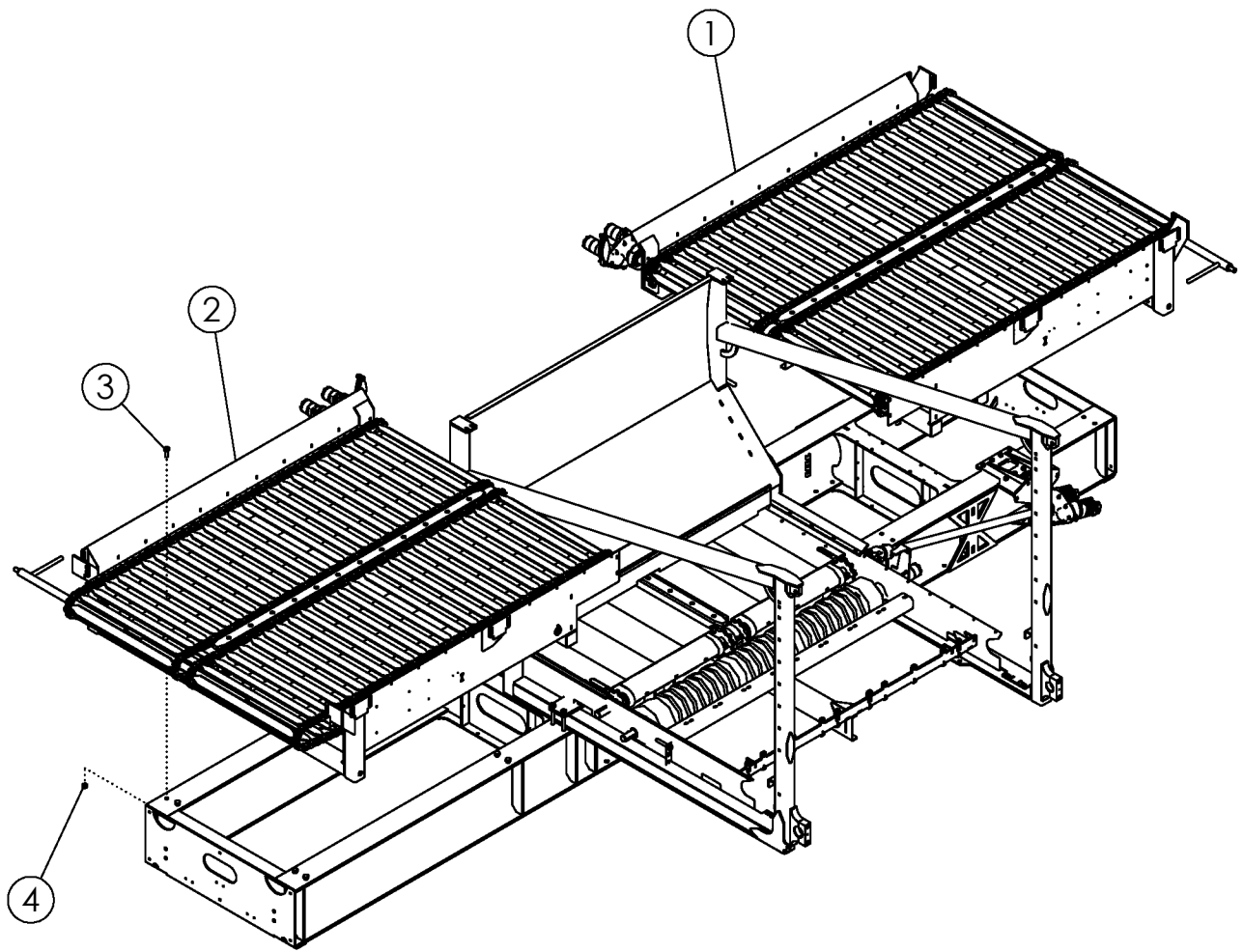


ELEVATOR LOWER TENSION -#310185

ITEM	PART NO.	DESCRIPTION	QTY
1	310152	WLDMT-LOWER TENSION MOUNT	2
2	310157	WLDMT-LOWER TENSION ARM	2
3	310156	TUBE-TENSION CROSS MEMBER	1
4	1016858	BOLT-HEX: .50 x 2.75 NC GR5 ZP	2
5	1011748	ZERK - GREASE	2
6	1027461	NUT-TOPLOCK: .50 NC GR5 ZP	2
7	1029448	BOLT-HEX .31 X 3.00 NC	2
8	1011582	WASHER-FLAT: SAE .31 ZP	12
9	1030700	NUT-TOPLOCK: .31 NC GR5 ZP	2

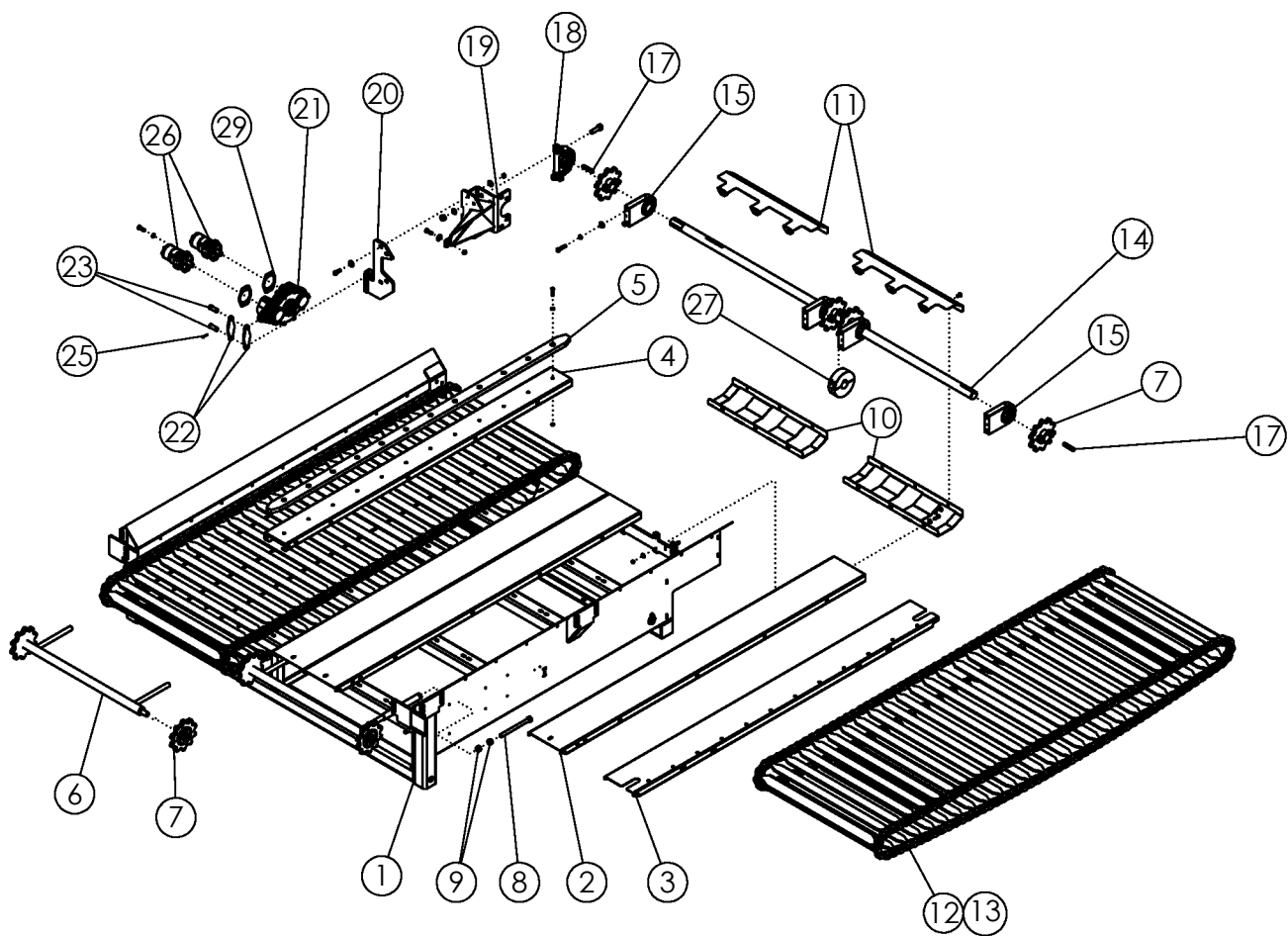
ELEVATOR UPPER TENSION - #310184

ITEM	PART NO.	DESCRIPTION	QTY
10	310149	WLDMT-UPPER TENSION MOUNT	2
11	310163	WLDMT-UPPER TENSION ARM	2
12	310156	TUBE-TENSION CROSS MEMBER	1
13	1011748	ZERK - GREASE	2
14	1016858	BOLT-HEX: .50 x 2.75 NC GR5 ZP	2
15	1027461	NUT-TOPLOCK: .50 NC GR5 ZP	2
16	1029448	BOLT-HEX .31 X 3.00 NC	2
17	1011582	WASHER-FLAT: SAE .31 ZP	12
18	1030700	NUT-TOPLOCK: .31 NC GR5 ZP	2



FRONT AND REAR FLOOR ASSEMBLY

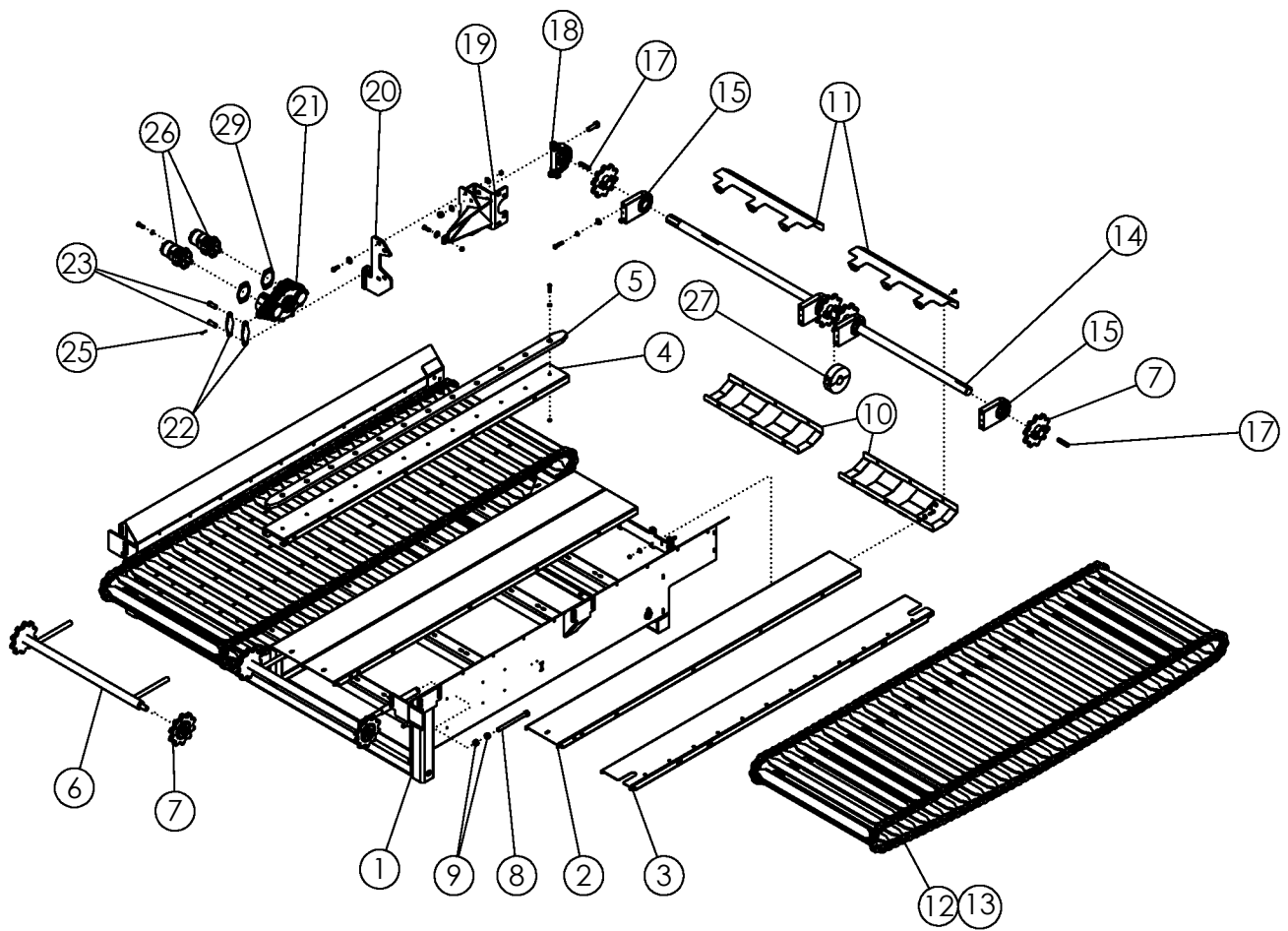
ITEM	PART NO.	DESCRIPTION	QTY
1	310760	ASSY-FRONT FLOOR	1
2	310761	ASSY-REAR FLOOR	1
3	1012060	BOLT-HEX: .75 X2.00 NC GR5 ZP	8
4	1017000	NUT-TOPLOCK: .75 NC GR5 ZP	8



FRONT AND REAR FLOORS

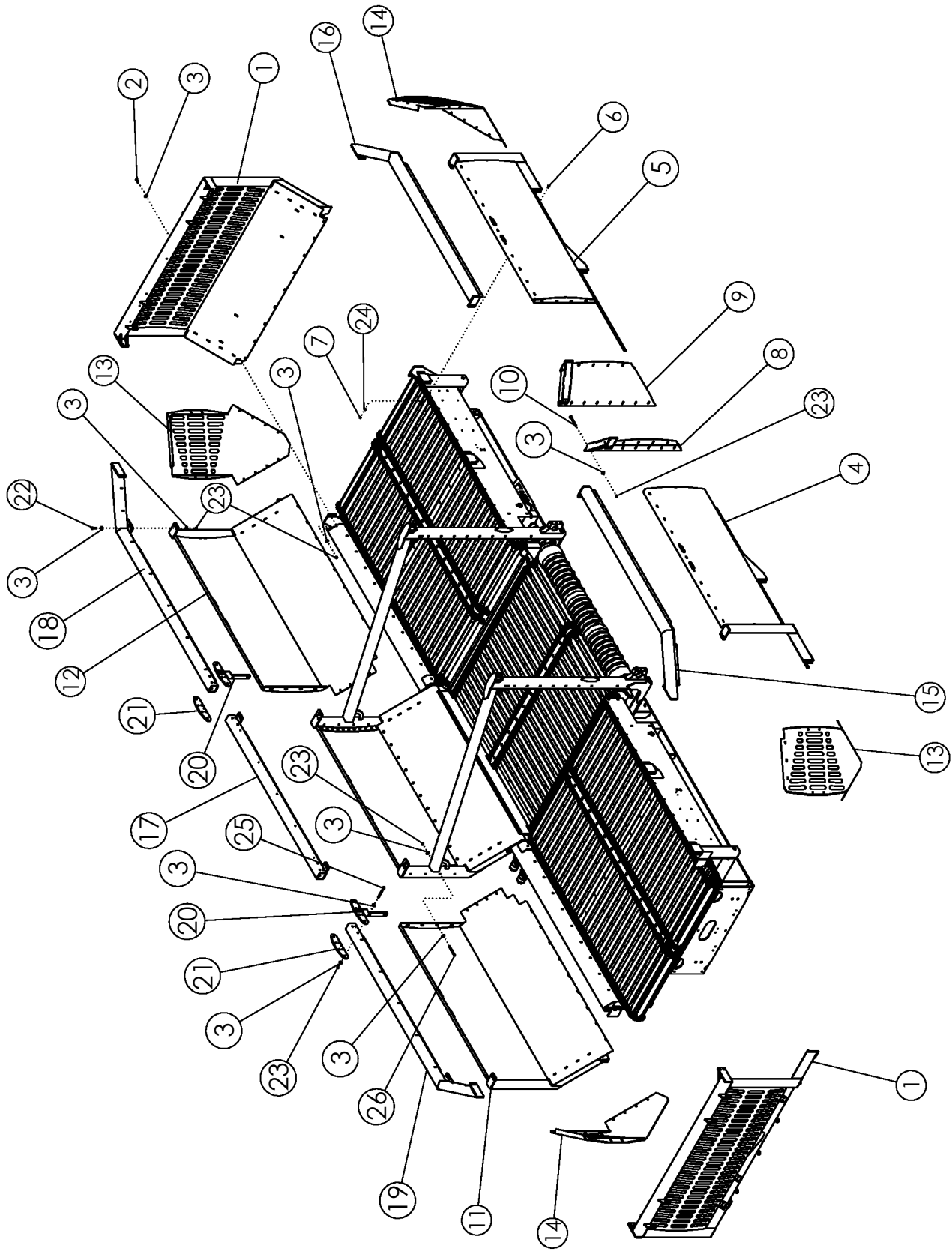
ITEM	PART NO.	DESCRIPTION	QTY
1	310763	WLDMT-REAR FLOOR	1
	310762	WLDMT-FRONT FLOOR (NOT SHOWN)	
2	310845	PLATE-LARGE FLOOR PANEL	6
3	310846	PLATE-LARGE OUTSIDE FLOOR PANEL	2
	1011606	BOLT-HEX: .50 X 1.25 NC GR5 ZP	72
	1014443	WASHER-FLAT: .50 ZP	144
	1027461	NUT-TOPLOCK: .50 NC GR5 ZP	72
	1011600	BOLT-HEX: .38 X 1.00 NC GR5 ZP	32
	1011828	WASHER-FLAT: .38 ZP	64
	1016999	NUT-TOPLOCK: .38 NC GR5 ZP	32
4	310844	PLATE-LARGE CENTER FLOOR PANEL	1
5	310856	PLASTIC-END FLOOR DIMDER	1
	1011603	BOLT-HEX: .38 X 1.75 NC GR5 ZP	12
	1014608	WASHER-FLAT: SAE .38 ZP	12
	1016999	NUT-TOPLOCK: .38 NC GR5 ZP	12
6	310842	WLDMT-FLOOR IDLER TENSIONER PAINTED	2
7	310843	SPROCKET-FLOOR IDLER SPROCKET	4
8	310788	WLDMT-FLOOR TENSIONER ROD ZP	4
9	1011620	NUT-HEX: .75 NC GR2 ZP	4
10	311466	WLDMT-FLOOR DRIVE SHIELD BOTTOM	2
11	311465	WLDMT-FLOOR DRIVE SHIELD TOP	2
	1011601	BOLT-HEX: .38 X 1.25 NC GR5 ZP	12
	59488	BOLT-CRG: .38 X 1.00 NC GR5 ZP	6
	1011828	WASHER-FLAT: .38 ZP	30
	1011586	WASHER-LOCK: .38 ZP	18
	1011576	NUT-HEX: .38 NC GR2 ZP	18
12	310752	PINTLE CHAIN-CRT FLOOR	2
13	310753	PINTLE CHAIN-CRT FLOOR SHORT	2
14	310888	SHAFT-FLOOR DRIVE FRONT/REAR 2"	1
15	310396	ASSY-STEEL TAPPED BASE BRG 2.00" LONG	4
	1017708	BOLT-HEX: .50 X 2.25 NC GR5 ZP	8
	1014443	WASHER-FLAT: .50 ZP	8
	1011581	WASHER-LOCK: .50 ZP	8
	1032490	ZERK-GREASE: .13 NPT LONG	4
16	310015	SPROCKET-SPLIT PINTLE 10T	4
17	310397	KEY .500 X .500 X 3.25	4
18	57997	BEARING-PILLOW 2.00"	1
	1016598	BOLT-HEX: .75 X 2.50 NC GR5 ZP	2
	1012634	WASHER-FLAT: SAE .75 ZP	2
	1012061	WASHER-LOCK: .75 ZP	2
	1011620	NUT-HEX: .75 NC GR2 ZP	2

CONTINUED



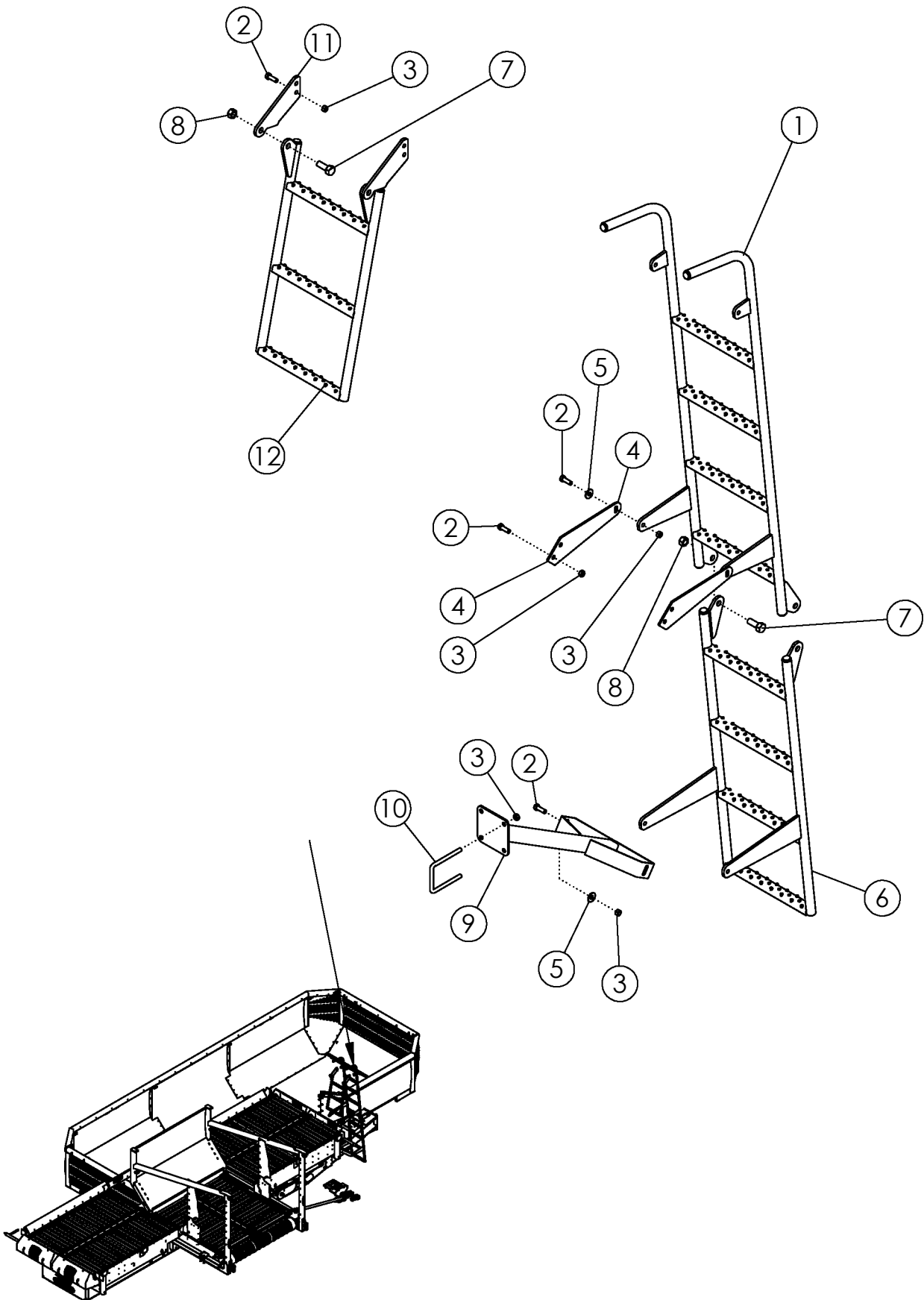
FRONT AND REAR FLOORS (CONTINUED)

ITEM	PART NO.	DESCRIPTION	QTY
19	310853	WLDMT-BEARING MOUNT	1
	1011607	BOLT-HEX: .50 X 1.50 NC GR5 ZP	5
	1014443	WASHER-FLAT: .50 ZP	5
	1027461	NUT-TOPLOCK: .50 NC GR5 ZP	5
20	311903	WLDMT-GEARBOX FLOOR MOUNT	1
	1011607	BOLT-HEX: .50 X 1.50 NC GR5 ZP	4
	1014443	WASHER-FLAT: .50 ZP	8
	1027461	NUT-TOPLOCK: .50 NC GR5 ZP	4
21	310807	GEARBOX-6.09:1 DUAL HYD MOTOR	1
22	311906	PLATE-GEARBOX COMPRESSION ARM	2
23	310891	PIN-CLEVIS: .75 X 2.00 ZP	2
24	1012634	WASHER-FLAT: SAE .75 ZP	2
25	1013626	PIN-COTTER: .16 X 1.25 ZP	2
26	310824	MOTOR-HYD 18.7 CID	2
	1011607	BOLT-HEX: .50 X 1.50 NC GR5 ZP	4
	1011581	WASHER-LOCK: .50 ZP	4
27	310917	ROLLER-SPLIT FILLER	1
28	57995	KEY .500 X .500 X 2.000	1
29	310826	GASKET-HYD MOTOR SAE A	2



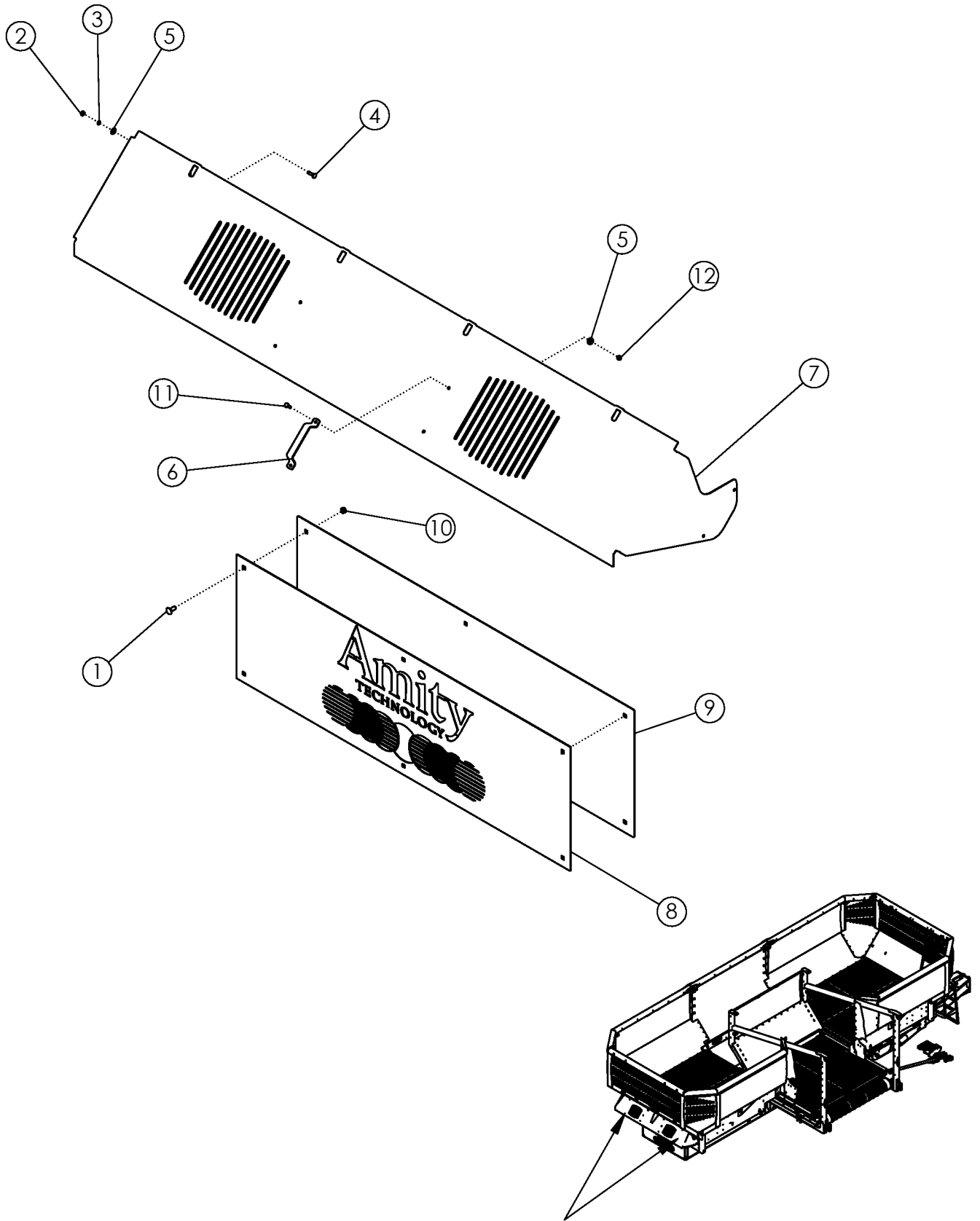
TANK WALLS

ITEM	PART NO.	DESCRIPTION	QTY
1	310550	WLDMT-END WALL	2
2	1011607	BOLT-HEX: .50 x 1.50 NC GR5 ZP	40
3	1014443	WASHER-FLAT: .50 ZP	186
4	310586	WLDMT-ELEVATOR SIDE WALL 2	1
5	310583	WLDMT-ELEVATOR SIDE WALL 1	1
6	59488	BOLT-CRG: .38 X 1.00 NC GR5 ZP	157
7	1016999	NUT-TOPLOCK: .38 NC GR5 ZP	157
8	310595	WLDMT-TRANSITION WALL 2	1
9	310588	WLDMT-TRANSITION WALL 1	1
10	311348	BOLT-CRG: .50 X 5.50 NC GR5 ZP	18
11	310581	WLDMT-SIDE WALL 2	1
12	310572	WLDMT-SIDE WALL 1	1
13	310570	WLDMT-CORNER WALL 2	2
14	310564	WLDMT-CORNER WALL 1	2
15	310599	WLDMT-ELEVATOR TOP TUBE 2	1
16	310598	WLDMT-ELEVATOR TOP TUBE 1	1
17	311926	WLDMT-SIDE WALL TOP MIDDLE	1
18	311927	WLDMT-SIDE WALL TOP FRONT	1
19	311928	WLDMT-SIDE WALL TOP REAR	1
20	311929	WLDMT-TOP TUBE CONNECT	2
21	311924	PLATE-TOP TUBE CONNECT PC	2
22	1011609	BOLT-HEX: .50 X 2.00 NC GR5 ZP	24
23	1027461	NUT-TOPLOCK: .50 NC GR5 ZP	102
24	1011828	WASHER-FLAT: .38 ZP	157
25	1011669	BOLT-HEX: .50 X 6.00 NC GR5 ZP	16
26	1016660	BOLT-HEX: .50 X 5.50 NC GR5 ZP	4



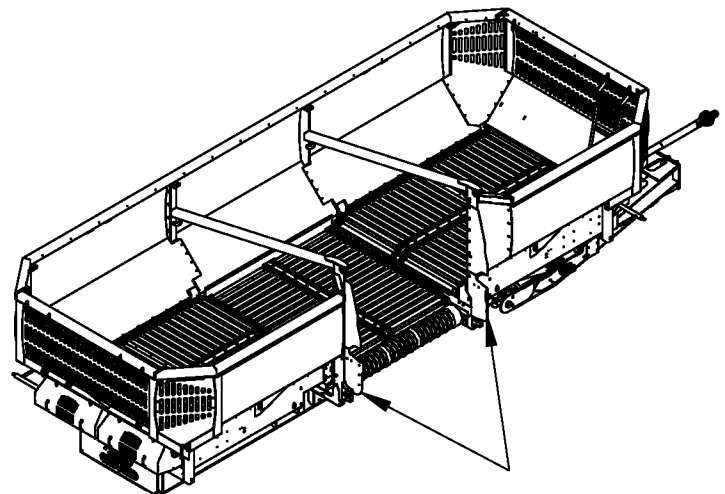
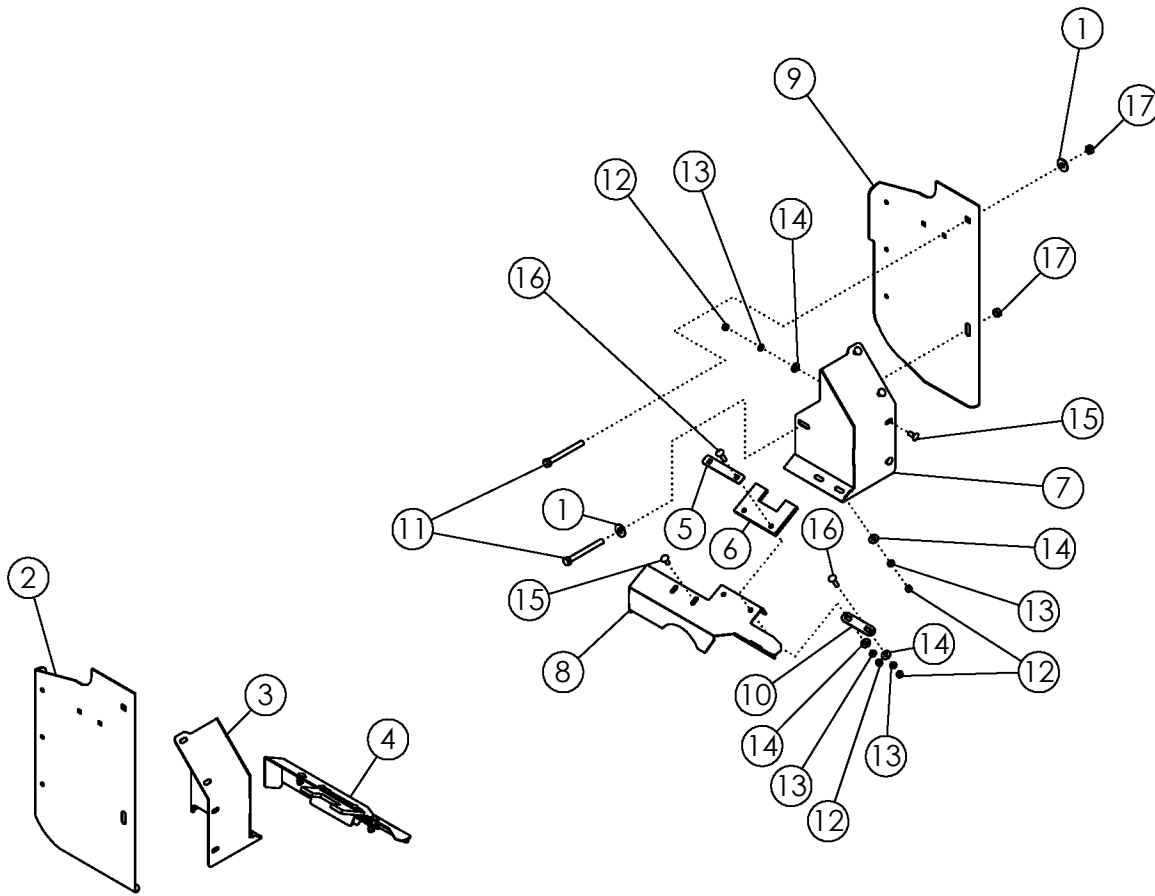
LADDERS

ITEM	PART NO.	DESCRIPTION	QTY
1	72420	WLDMT-LADDER TOP	1
2	1011607	BOLT-HEX: .50 x 1.50 NC GR5 ZP	10
3	1027461	NUT-TOPLOCK: .50 NC GR5 ZP	16
4	310936	PLATE-LADDER MIDDLE MOUNT	2
5	1014443	WASHER-FLAT: .50 ZP	6
6	301321	WLDMT-LADDER BOTTOM 4 RUNG	1
7	1012060	BOLT-HEX: .75 X 2.00 NC GR5 ZP	4
8	1017000	NUT-TOPLOCK: .75 NC GR5 ZP	4
9	310655	WLDMT-OUTSIDE LADDER BOTTOM MOUNT	1
10	33856	U-BOLT: .50 X 5.50 X 4 X 5.50	4
11	310935	PLATE-INSIDE LADDER MOUNT	2
12	310654	WLDMT-INSIDE LADDER CART	1
13	310956	PLATE-TRANSITION SHIELD UPPER	2



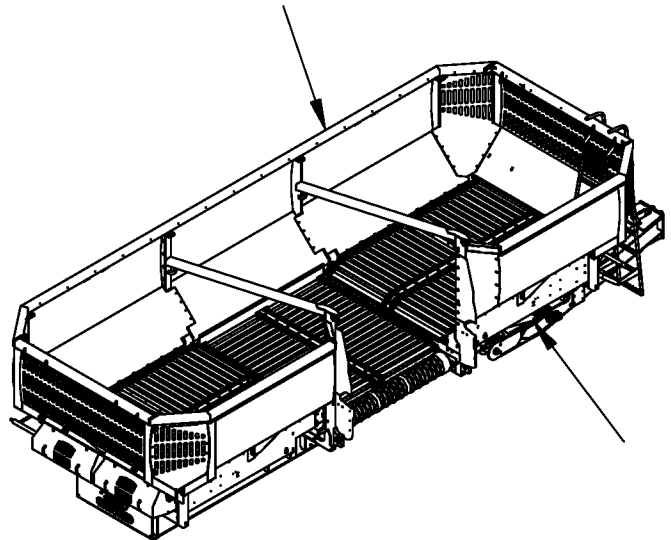
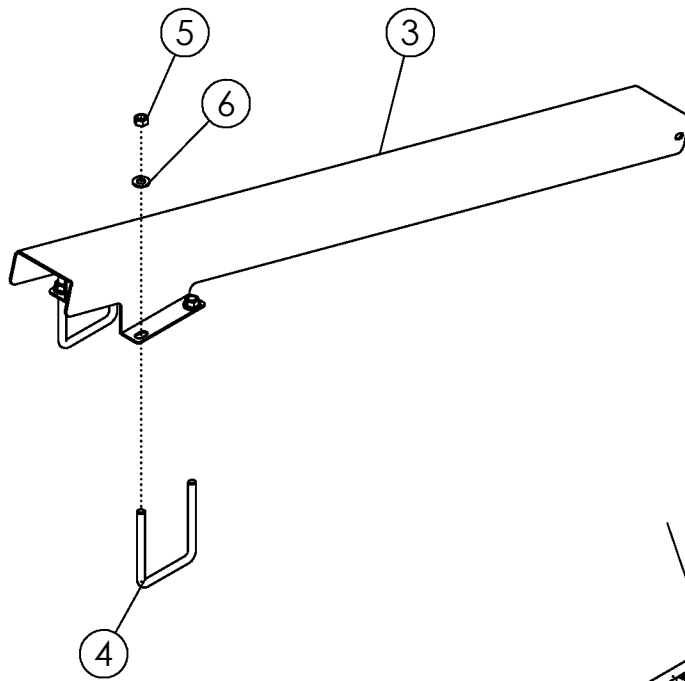
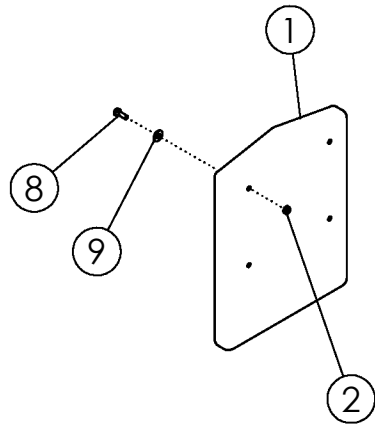
GUARDS AND SHIELDS

ITEM	PART NO.	DESCRIPTION	QTY
1	59488	BOLT-CRG: .38 X 1.00 NC GR5 ZP	6
2	1011587	NUT-HEX: .25 NC GR5 ZP	6
3	1013242	WASHER-LOCK: .25 ZP	6
4	1017254	BOLT-CRG: .25 X 1.00 NC GR5	6
5	1020416	WASHER-FLAT: .25 ZP	18
6	68715	HANDLE-GRAB DOOR	6
7	311901	PLATE-FLOOR CHAIN SHIELD	3
8	310508	PLATE-LOGO	1
9	310509	PLATE-LOGO BACKING	1
10	1016999	NUT-TOPLOCK: .38 NC GR5 ZP	6
11	1011595	BOLT-HEX: .25 X .75 NC GR5 ZP	12
12	1030946	NUT-TOPLOCK: .25 NC GR5 ZP	12



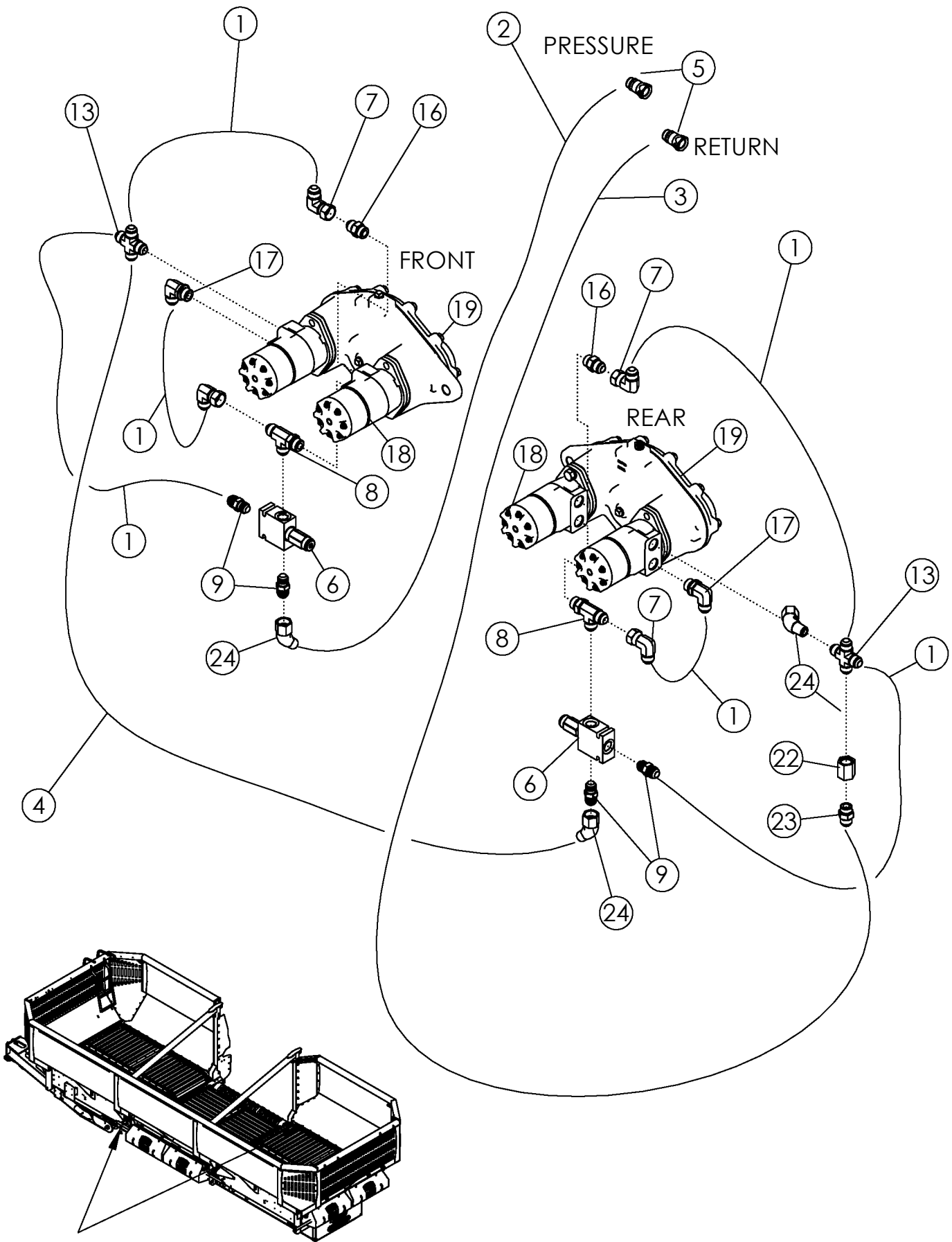
GUARDS AND SHIELDS

ITEM	PART NO.	DESCRIPTION	QTY
1	1014443	WASHER-FLAT: .50 ZP	6
2	310963	PLATE-TRANSITION SHIELD LOWER 1	1
3	310966	WLDMT-SIDE WALL CORNER FILLER 1	1
4	310973	WLDMT-FLOOR CORNER FILLER 1	1
5	310978	PLATE-SMALL RUBBER FLAP HOLDER	2
6	310979	RUBBER-SMALL CORNER FILLER	2
7	310967	WLDMT-SIDE WALL CORNER FILLER 2	1
8	310974	WLDMT-FLOOR CORNER FILLER 2	1
9	310964	PLATE-TRANSITION SHIELD LOWER 2	1
10	310980	PLATE-CORNER FILLER SUPPORT	2
11	1011618	BOLT-HEX: .50 X 5.00 NC GR5 ZP	3
12	1011576	NUT-HEX: .38 NC GR2 ZP	18
13	1011586	WASHER-LOCK: .38 ZP	18
14	1011828	WASHER-FLAT .38 ZP	18
15	59488	BOLT-CRG: .38 X 1.00 NC GR5 ZP	12
16	58679	BOLT-CRG: .38 X 1.50 NC GR5 ZP	6
17	1027461	NUT-TOPLOCK: .50 NC GR5 ZP	25



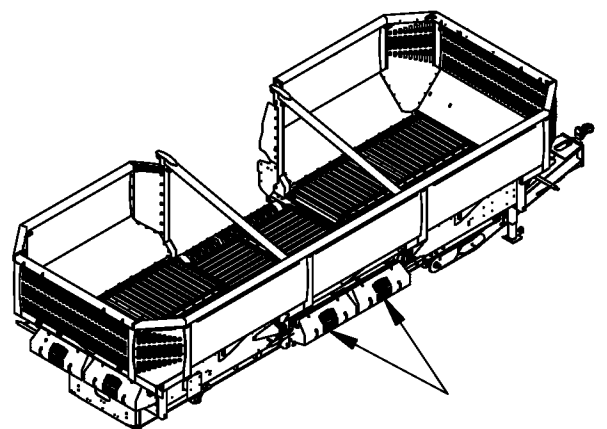
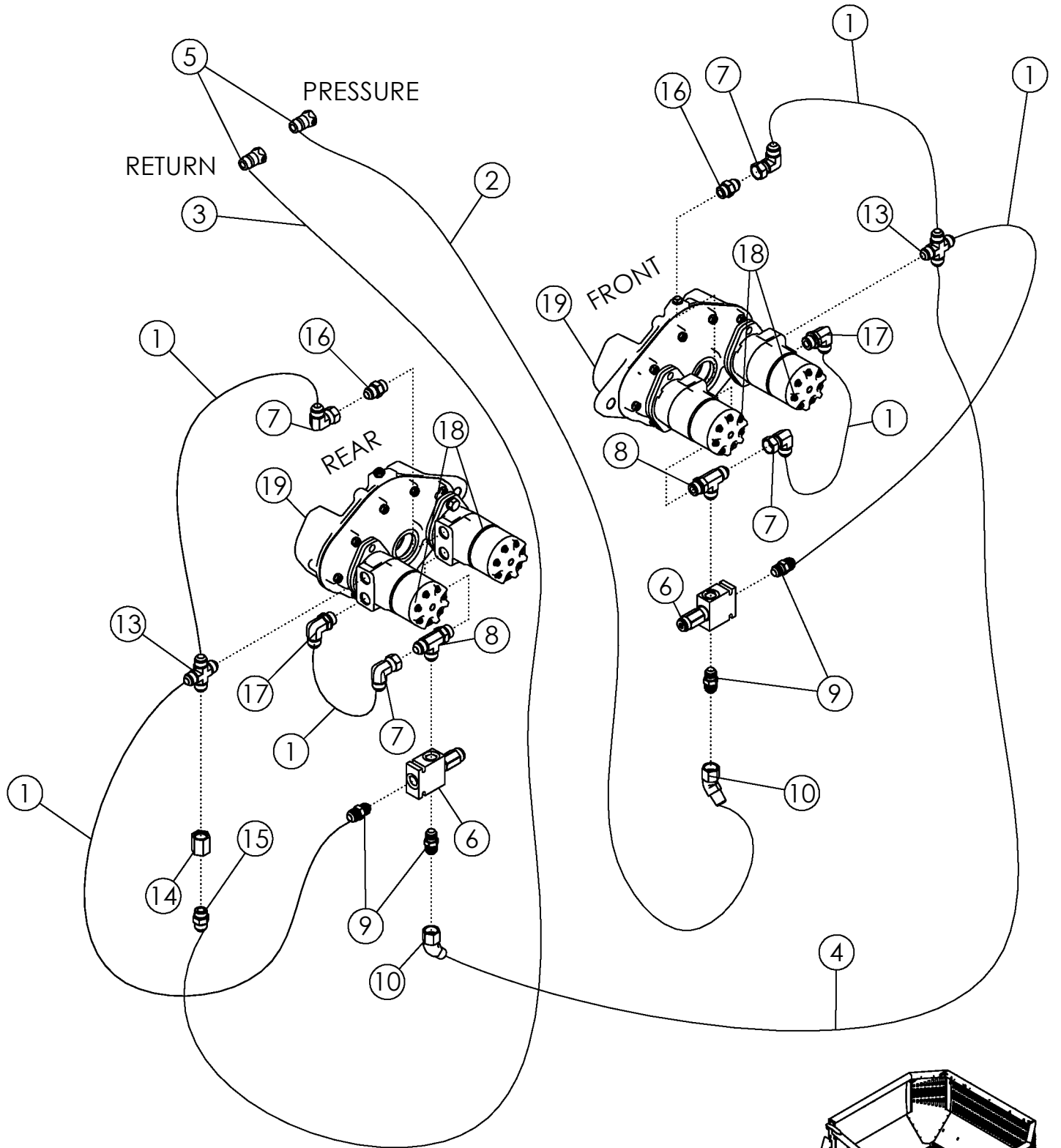
GUARDS AND SHIELDS

ITEM	PART NO.	DESCRIPTION	QTY
1	64635	CASE-MANUAL STORAGE	1
2	1030946	NUT-TOPLOCK: .25 NC GR5 ZP	4
3	311350	WLDMT-DRIVESHAFT SHIELD	1
4	33856	U-BOLT: .50 X 5.50 X 4 X 5.50	2
5	1027461	NUT-TOPLOCK: .50 NC GR5 ZP	4
6	1011584	WASHER-FLAT: SAE .50 ZP	4
7	1011595	BOLT-HEX: .25 X .75 NC GR5 ZP	4
8	1020416	WASHER-FLAT: .25 ZP	4



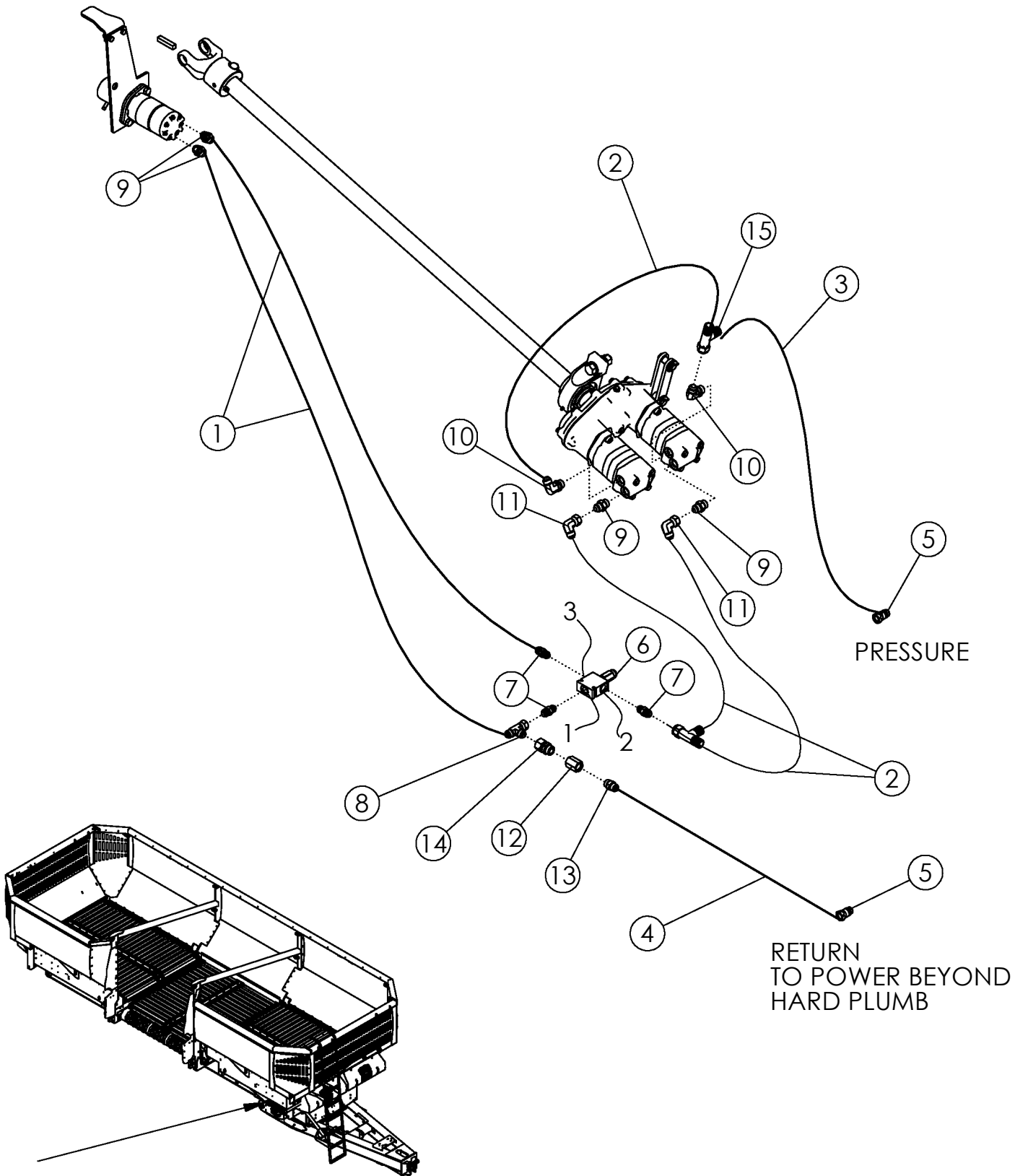
FRONT AND REAR FLOOR HYDRAULICS

ITEM	PART NO.	DESCRIPTION	QTY
1	58602	HOSE: .63 X 028 10FJX-10FJX	6
2	311217	HOSE: .63 X 316 10FJX-10MB	1
3	311218	HOSE: .63 X 435 10FJX-10MB	1
4	311219	HOSE: .63 X 232 10FJX-10FJX	1
5	36291	PIONEER TIP 8010-16P (#10 ORB)	2
6	310827	VALVE-RELIEF 1200 PSI (20 GPM)	2
7	58606	FTG-ELBOW 10MJ-10FJX-90	4
8	311051	FTG-TEE: 10MB-10MJ-10MJ	2
9	64750	FTG-ADAPTER: 8MB-10MJ	4
10	311220	FTG-ELBOW: 10MJ-10FJX-45	2
11	311052	FTG-ADAPTER: 10FJX-8MB	2
12	311053	FTG-ADAPTER: 10FJX-10MB	3
13	311054	FTG-CROSS: 10 MJ	2
14	330326	FTG-ADAPTER: 10FB-10FB	1
15	305665	VALVE-CHECK: 10MB-10MJ	1
16	62019	FTG-ADAPTER: 10MB-10MJ	2
17	73634	FTG-ELBOW: 10MB-10MJ-90	2
18	310824	MOTOR-HYD 18.7 CID	4
	310928	SEAL KT-MOTOR SHAFT (EATON T-SERIES)	
19	310807	GEARBOX-6.09:1 DUAL HYD MOTOR	2



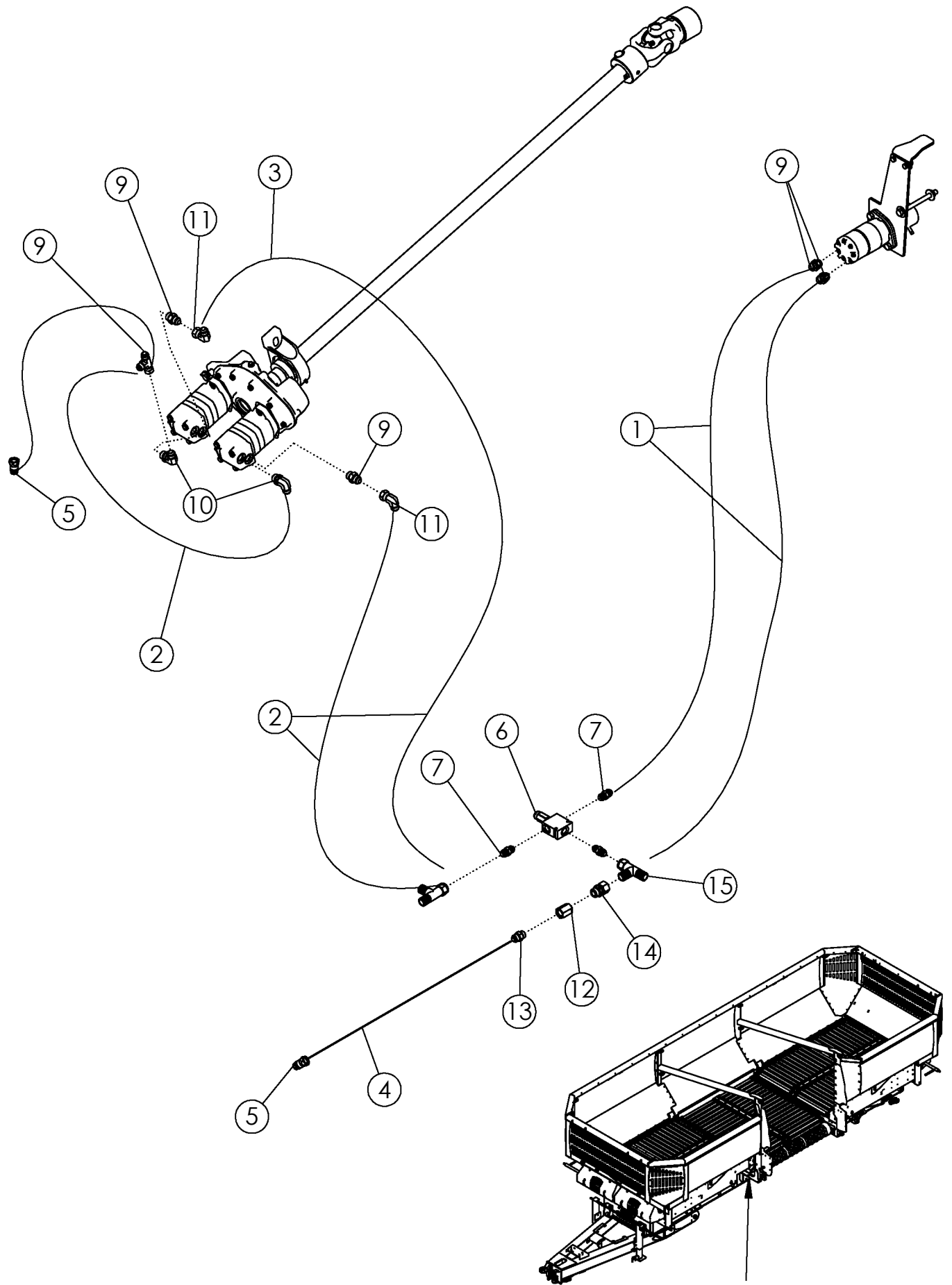
FRONT AND REAR FLOOR HYDRAULICS LH DISCHARGE

ITEM	PART NO.	DESCRIPTION	QTY
1	58602	HOSE: .63 X 028 10FJX-10FJX	6
2	311217	HOSE: .63 X 316 10FJX-10MB	1
3	311218	HOSE: .63 X 435 10FJX-10MB	1
4	311219	HOSE: .63 X 232 10FJX-10FJX	1
5	36291	PIONEER TIP 8010-16P (#10 ORB)	2
6	310827	VALVE-RELIEF 1200 PSI (20 GPM)	2
7	58606	FTG-ELBOW 10MJ-10FJX-90	4
8	311051	FTG-TEE: 10MB-10MJ-10MJ	2
9	64750	FTG-ADAPTER: 8MB-10MJ	4
10	311220	FTG-ELBOW: 10MJ-10FJX-45	2
11	311052	FTG-ADAPTER: 10FJX-8MB	2
12	311053	FTG-ADAPTER: 10FJX-10MB	3
13	311054	FTG-CROSS: 10 MJ	2
14	330326	FTG-ADAPTER: 10FB-10FB	1
15	305665	VALVE-CHECK: 10MB-10MJ	1
16	62019	FTG-ADAPTER: 10MB-10MJ	2
17	73634	FTG-ELBOW: 10MB-10MJ-90	2
18	310824	MOTOR-HYD 18.7 CID	4
	310928	SEAL KT-MOTOR SHAFT (EATON T-SERIES)	
19	310807	GEARBOX-6.09:1 DUAL HYD MOTOR	2



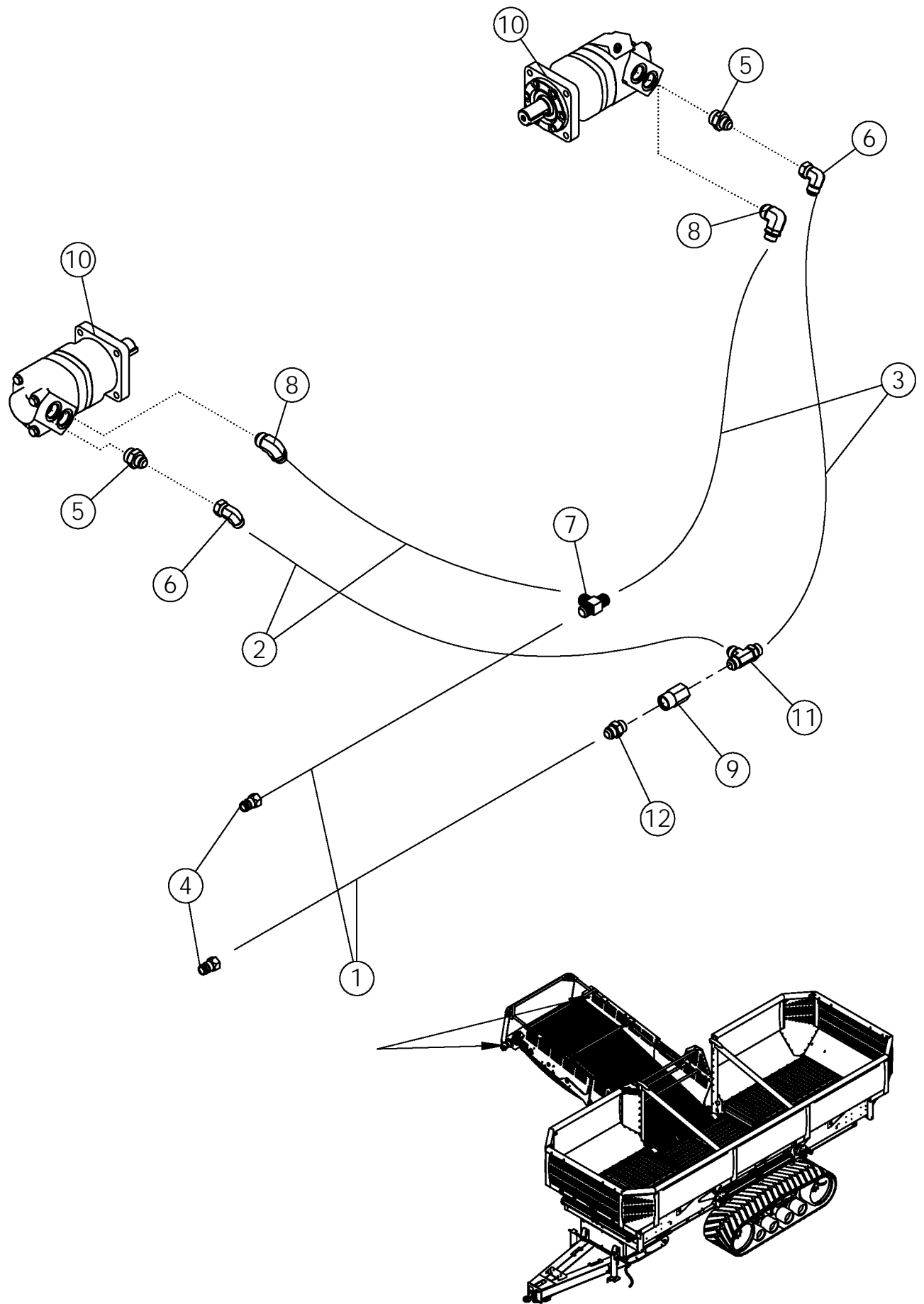
CENTER FLOOR HYDRAULICS

ITEM	PART NO.	DESCRIPTION	QTY
1	58609	HOSE: .63 X096 10FJX-10FJX	2
2	58602	HOSE: .63 X028 10FJX-10FJX	3
3	311225	HOSE: .63 X204 10FJX-10MB	1
4	311226	HOSE: .63 X218 10FJX-10MB	1
5	36291	PIONEER TIP 8010-16P (#10 ORB)	2
6	310827	VALVE-RELIEF 1200 PSI (20 GPM)	1
7	64750	FTG-ADAPTER: 8MB-10MJ	3
8	58615	FTG-TEE: 10MJ-10FJX-10MJ	1
9	62019	FTG-ADAPTER: 10MB-10MJ	4
10	73634	FTG-ELBOW: 10MB-10MJ-90	2
11	58606	FTG-ELBOW: 10MJ-10FJX-90	2
12	330326	FTG-ADAPTER: 10FB-10FB	1
13	305665	VALVE-CHECK 10MB-10MJ	1
14	311053	FTG-ADAPTER: 10FJX-10MB	1
15	73633	FTG-TEE: 10MJ-10MJ-10FJX	2



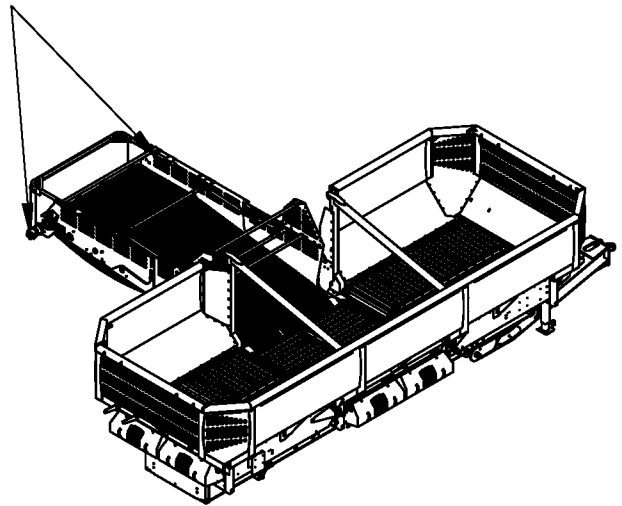
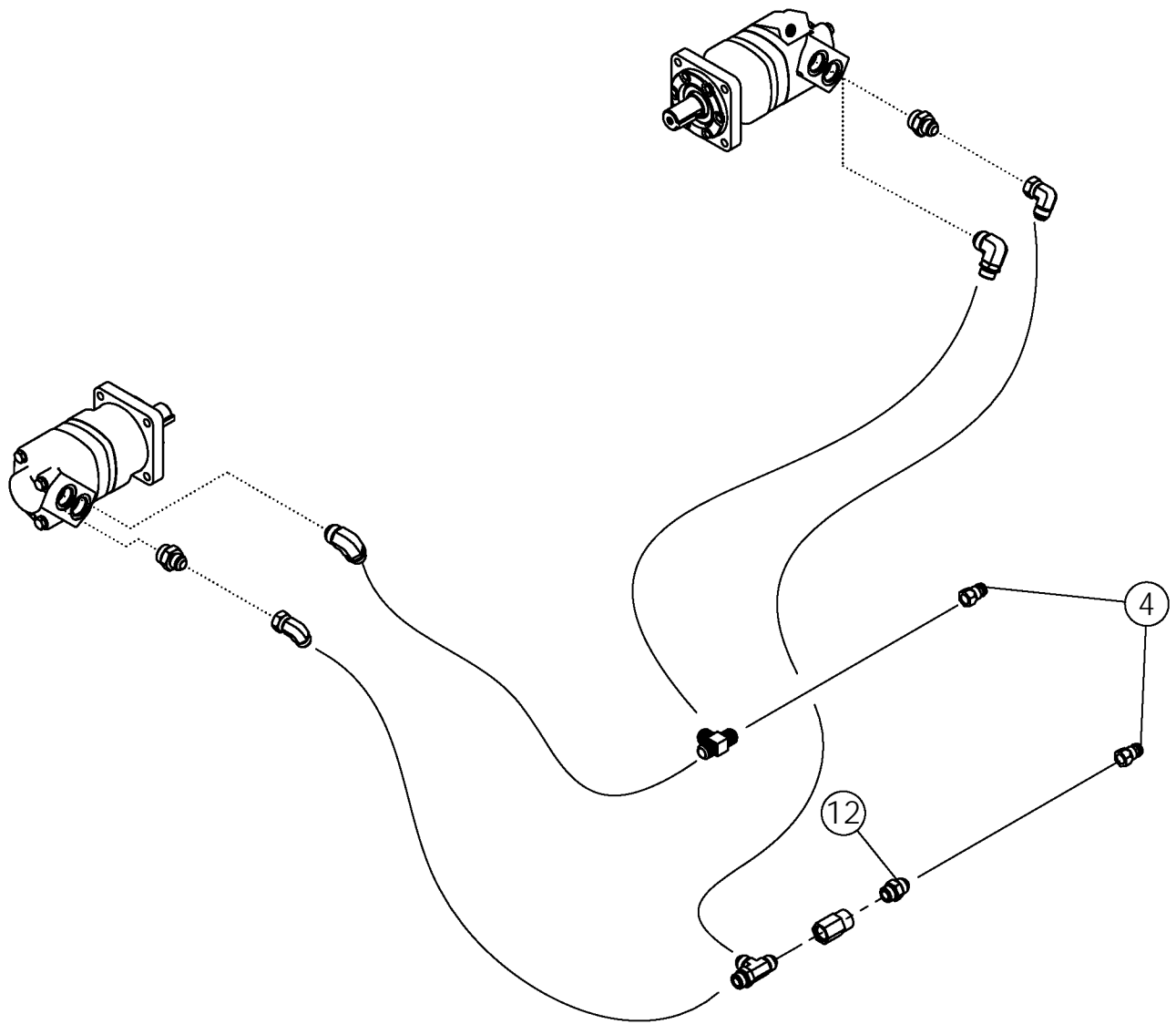
CENTER FLOOR HYDRAULICS LH DISCHARGE (OPTIONAL)

ITEM	PART NO.	DESCRIPTION	QTY
1	58609	HOSE: .63 X 096 10FJX-10FJX	2
2	58602	HOSE: .63 X 028 10FJX-10FJX	3
3	311225	HOSE: .63 X 204 10FJX-10MB	1
4	311226	HOSE: .63 X 218 10FJX-10MB	1
5	36291	PIONEER TIP 8010-16P (#10 ORB)	2
6	310827	VALVE-RELIEF 1200 PSI (20 GPM)	1
7	64750	FTG-ADAPTER: 8MB-10MJ	3
8	58615	FTG-TEE: 10MJ-10FJX-10MJ	1
9	62019	FTG-ADAPTER: 10MB-10MJ	4
10	73634	FTG-ELBOW: 10MB-10MJ-90	2
11	58606	FTG-ELBOW: 10MJ-10FJX-90	2
12	330326	FTG-ADAPTER: 10FB-10FB	1
13	305665	VALVE-CHECK 10MB-10MJ	1
14	311053	FTG-ADAPTER: 10FJX-10MB	1
15	73633	FTG-TEE: 10MJ-10MJ-10FJX	2



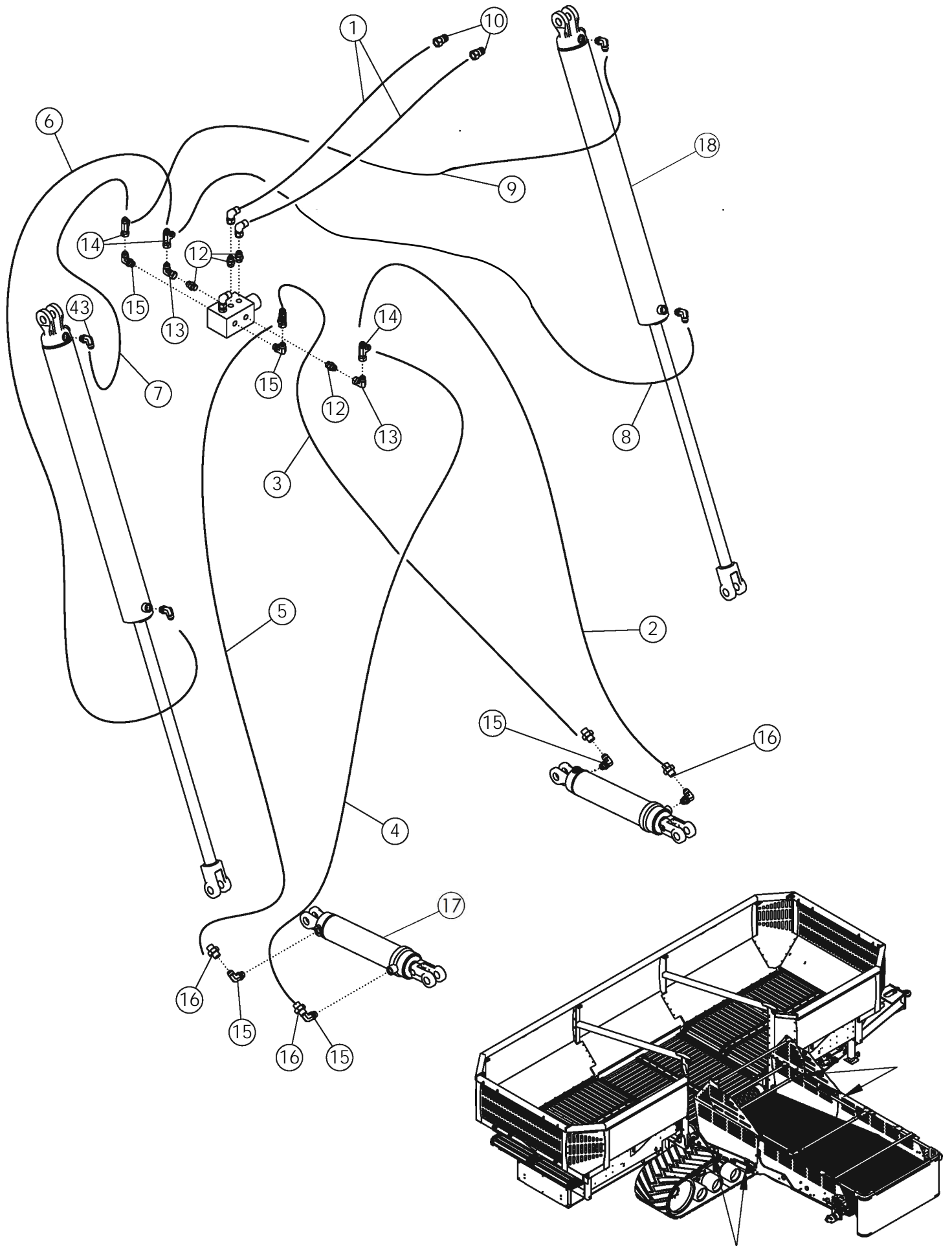
ELEVATOR MOTOR HYDRAULICS

ITEM	PART NO.	DESCRIPTION	QTY
1	311227	HOSE: .75 X 256 12FJX-10MB	2
2	311411	HOSE: .75 X 372 12FJX-12FJX	2
3	311412	HOSE: .75 X 277 12FJX-12FJX	2
4	36291	PIONEER TIP 8010-16P (#10 ORB)	2
5	58982	FTG-ADAPTER: 16MB-12MJ	2
6	59041	FTG-ELBOW: 12MJ-12FJX-90	2
7	58986	FTG-TEE: 12MJ-12MJ-12MJ	1
8	64061	FTG-ELBOW: 16MB-12MB-90	2
9	311247	VALVE-CHECK: 12FB-12FB	1
10	300143	MOTOR-HYDRAULIC 24IN ³ /REV	2
	301041	SEAL KT MOTOR SHAFT (301043)	
11	66248	FTG-TEE: 12MB-12MJ-12MJ	1
12	65915	FTG-ADAPTER: 12MB-12MJ	1



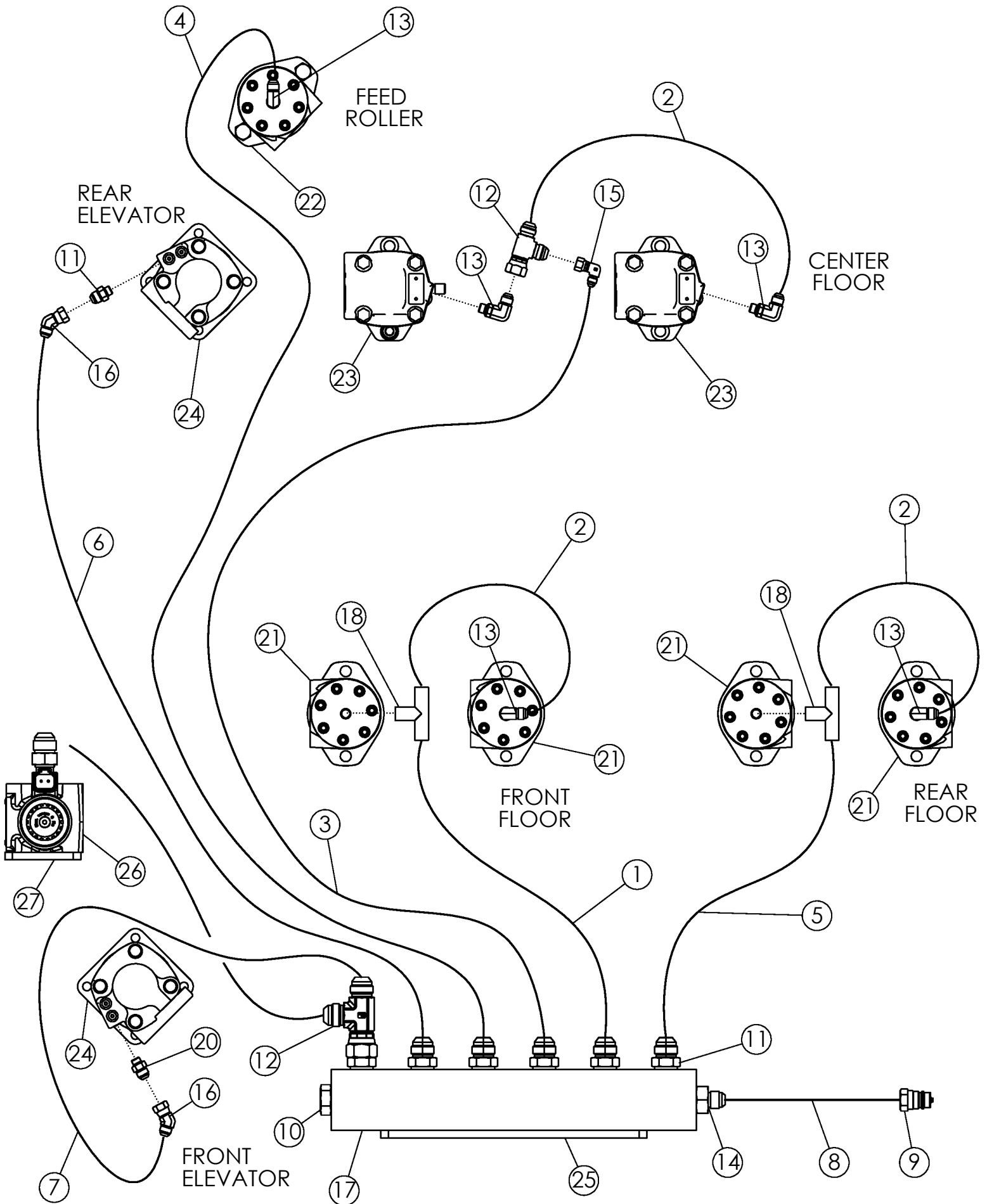
ELEVATOR MOTOR HYDRAULICS LH DISCHARGE (OPTIONAL)

ITEM	PART NO.	DESCRIPTION	QTY
1	311227	HOSE: .75 X 256 12FJX-10MB	2
2	311411	HOSE: .75 X 372 12FJX-12FJX	2
3	311412	HOSE: .75 X 277 12FJX-12FJX	2
4	36291	PIONEER TIP 8010-16P (#10 ORB)	2
5	58982	FTG-ADAPTER: 16MB-12MJ	2
6	59041	FTG-ELBOW: 12MJ-12FJX-90	2
7	58986	FTG-TEE: 12MJ-12MJ-12MJ	1
8	64061	FTG-ELBOW: 16MB-12MB-90	2
9	311247	VALVE-CHECK: 12FB-12FB	1
10	300143	MOTOR-HYDRAULIC 24IN ³ /REV	2
	301041	SEAL KT MOTOR SHAFT (301043)	
11	66248	FTG-TEE: 12MB-12MJ-12MJ	1
12	65915	FTG-ADAPTER: 12MB-12MJ	1



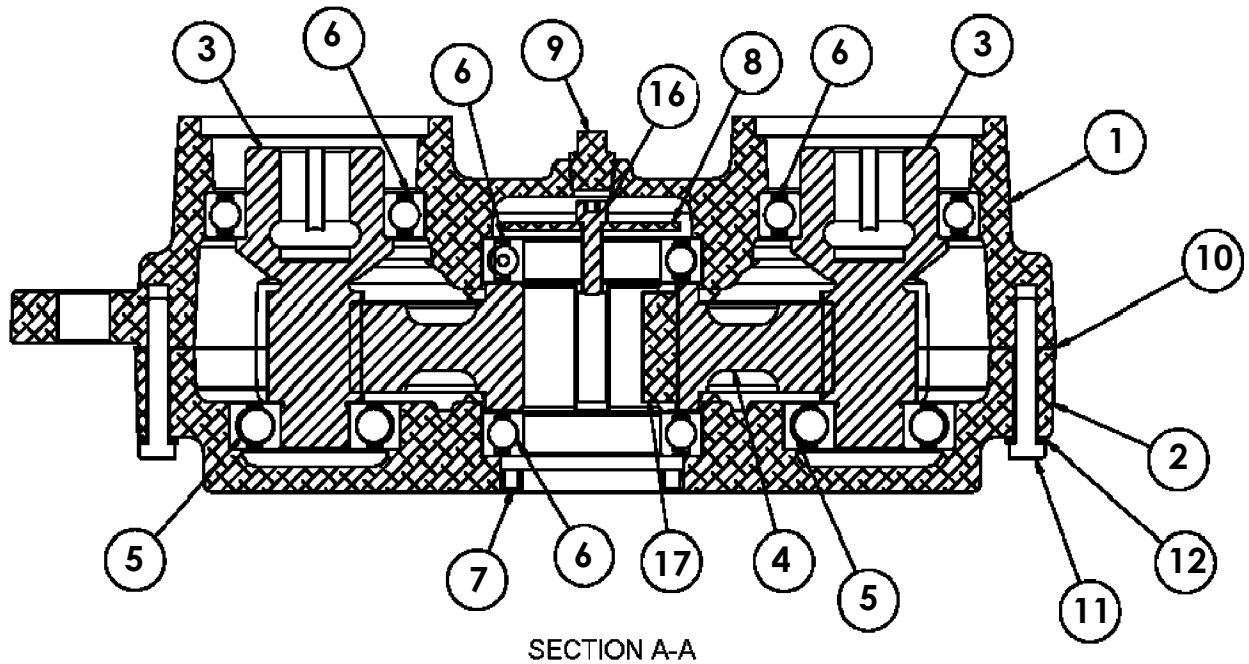
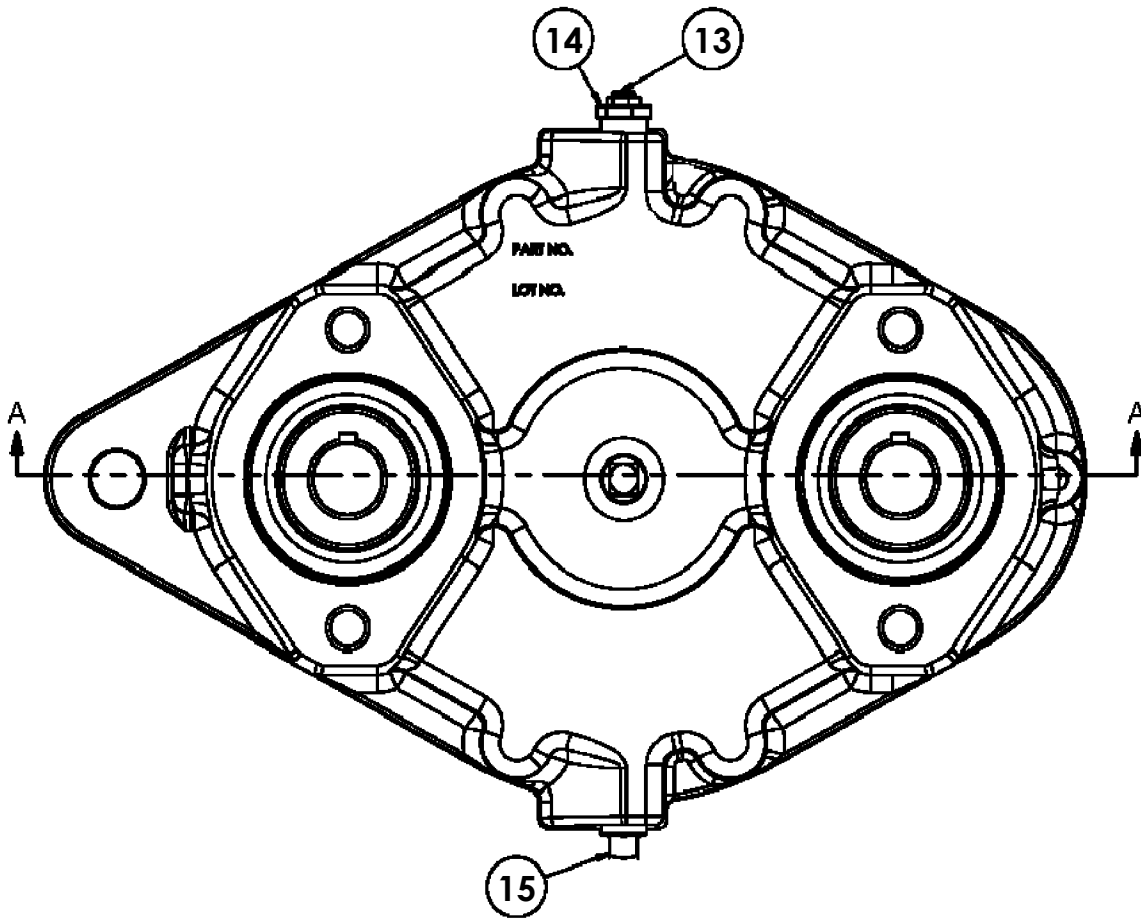
ELEVATOR CYLINDER HYDRAULICS

ITEM	PART NO.	DESCRIPTION	QTY
1	311230	HOSE: .50 X 255 8FJX-8MB	2
2	306027	HOSE: .50 X 126 8FJX-8FJX	1
3	66597	HOSE: .50 X 114 8FJX-8FJX	1
4	35683	HOSE: .50 X 228 8FJX-8FJX	1
5	1031296	HOSE: .50 X 214 8FJX-8FJX	1
6	311234	HOSE: .50 X 309 8FJX-8FJX	1
7	1017139	HOSE: .50 X 270 8FJX-8FJX	1
8	66610	HOSE: .50 X 194 8FJX-8FJX	1
9	56235	HOSE: .50 X 155 8FJX-8FJX	1
10	36290	PIONEER TIP 8010-15P (#8ORB)	2
11	310030	VALVE-2POS	1
12	56226	FTG-ADAPTER: 8MB-8MJ	4
13	57668	FTG-ELBOW: 8MJ-8FJX-90	8
14	63015	FTG-TEE: 8MJ-8FJX-8MJ	4
15	58560	FTG-ELBOW: 8MB-8MJ-90	10
16	311258	FTG-RESTRICTOR 8MJ-8FJ .030	4
17	311433	CYL-HYDRAULIC 3 X 12 (90 PORTS) 3000	2
	311844	KT-SEAL HYD CYLINDER	2
18	310783	CYL-HYDRAULIC 3.5 X 36 3000	2
	310927	SEAL KIT 3.5 X 36 3000 PSI	2



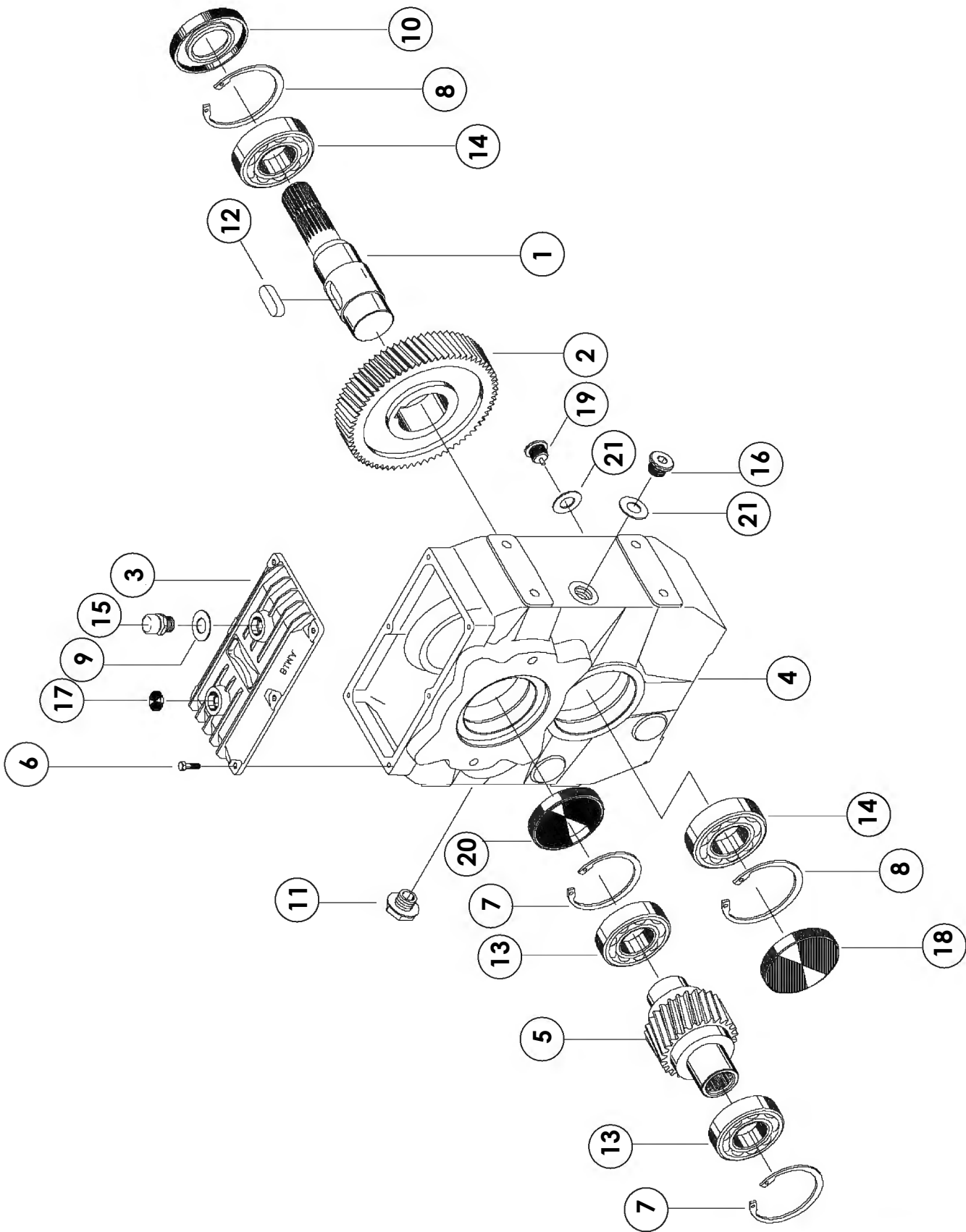
CASE DRAIN HYDRAULICS

ITEM	PART NO.	DESCRIPTION	QTY
1	1042026	HOSE: .25 X 090 4FJX-4FJX	1
2	311240	HOSE: .25 X 026 4FJX-4FJX	3
3	311241	HOSE: .25 X 146 4FJX-4FJX	1
4	311242	HOSE: .25 X 084 4FJX-4FJX	1
5	311243	HOSE: .25 X 188 4FJX-4FJX	1
6	311413	HOSE: .25 X 408 4FJX-4FJX	1
7	311414	HOSE: .25 X 288 4FJX-4FJX	1
8	311246	HOSE: .38 X 260 6FJX-8MB	1
9	69119	FTG-CASE DRAIN 3/8 FLAT FACE	1
10	56190	FTG-PLUG: 8MB	1
11	57207	FTG-ADAPTER: 4MJ-6MB	8
12	311335	FTG-TEE: 4MJ-4FJX-4MJ	2
13	311055	FTG-ELBOW 4MB-4MJ-90	4
14	66624	FTG-ADAPTER: 6MJ-8MB	1
15	1060234	FTG-ELBOW: 4MJ-4FJX-90	12
16	57663	FTG-ELBOW: 8MJ-8FJX-45	8
17	311329	HYD BLOCK-CASE DRAIN CART	1
18	311336	FTG-TEE: 4MJ-4MJ-4MB	2
20	311339	FTG-ADAPTER: 4MB-4MJ	1
21	310824	MOTOR-HYD 18.7 CID	4
	310928	SEAL KT-MOTOR SHAFT (EATON T-SERIES)	
22	310825	MOTOR-HYD 22.6 CID	1
	310928	SEAL KT-MOTOR SHAFT (EATON T-SERIES)	
23	311819	MOTOR-HYD 8.0 CID	2
	1023837	SEAL-KT: CHARLYNN 61258	
24	300143	MOTOR-HYDRAULIC 24IN ³ /REV	2
	301041	SEAL-KT MOTOR SHAFT (300143)	
25	311276	PLATE-CASE DRAIN VALVE MOUNT	1
26	310030	VALVE-2 POS 6-WAY	1
27	310920	PLATE-ELEVATOR VALVE MOUNT	1



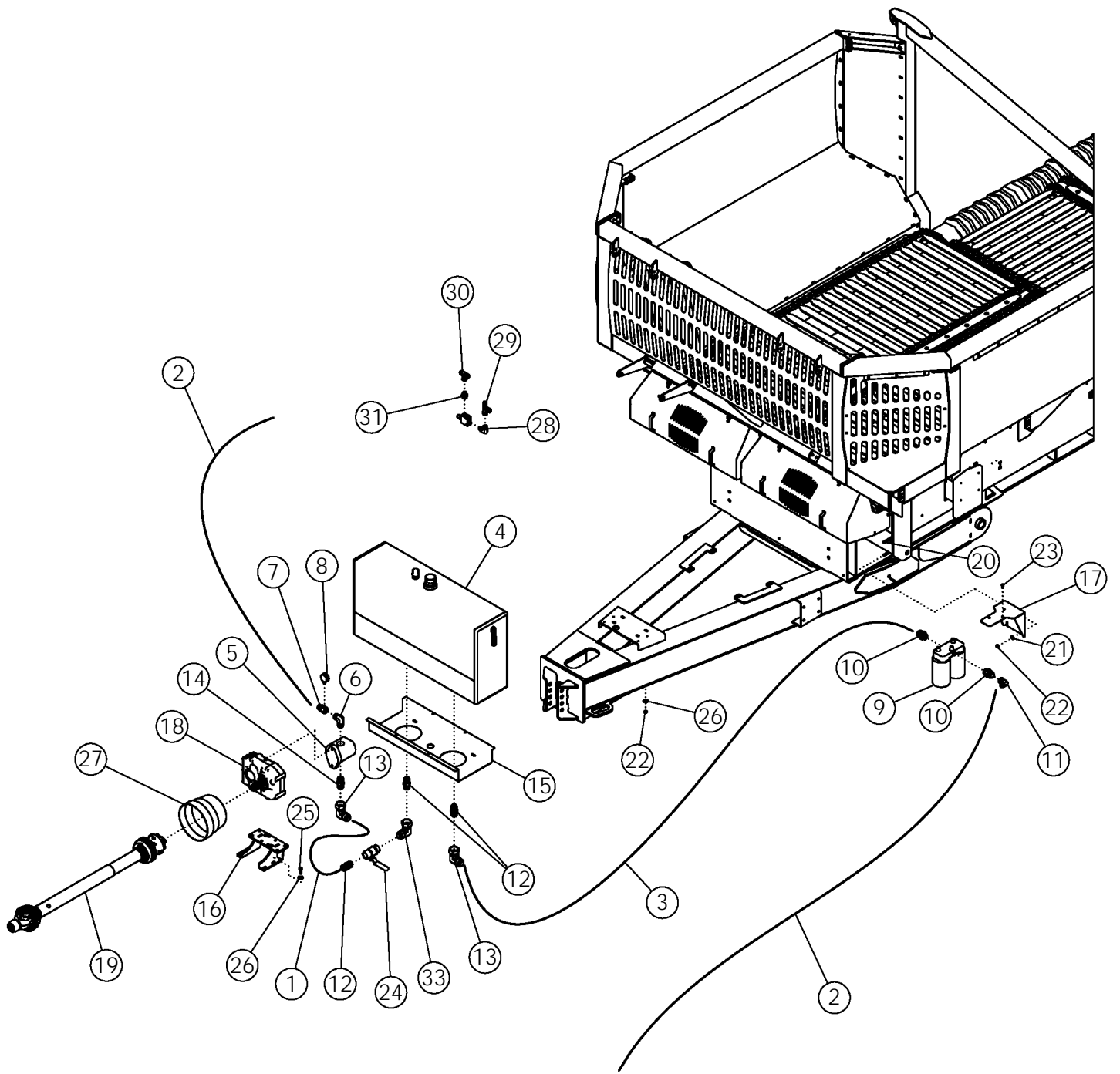
GEARBOX 6.09:1 #310807

ITEM	PART NO.	DESCRIPTION	QTY
1	311293	HSG, MACH IP39 TAP (310807)	1
2	311294	HSG, MACH IP39 THRU (310807)	1
3	311295	GEAR, IP39 6.1:1 11T (310807)	2
4	311296	GEAR, IP39 6.1:1 67T (310807)	1
5	311297	BRG, BALL 6305 C3 (310807)	2
6	311298	BRG, BALL 6010 C3 (310807)	4
7	311259	SEAL-DUAL INPUT GEARBOX (310807)	1
8	311299	WASHER, 2.50 X .34 X .120 (310807)	1
9	311300	PLUG, 3/8-18 NPT SQHD W/3M (310807)	1
10	311301	GASKET, IP39 (310807)	1
11	311302	BOLT 5/16-18 X 2.00 HH GR8 (310807)	10
12	1029115	WASHER-LOCK: .31 ZP	10
13	311303	PLUG, 1/8-27 NPT VENT 5PSI (310807)	1
14	311304	BUSHING 3/8 NPT X 1/8 NPT (310807)	1
15	311305	PLUG 3/8-18 NPT MAG SQHD (310807)	1
16	311392	BOLT 5/16-18 X 1.75 SHCS GR8 (310807)	1
17	311392	KEY 1/2 X 1/2 X 1.75 (310807)	2



GEARBOX 1:2.5 #310790

ITEM	PART NO.	DESCRIPTION	QTY
1	311308	SHAFT (310790)	1
2	311309	GEAR Z 76 (310790)	1
3	311310	COVER (310790)	1
4	311311	HOUSING (310790)	1
5	311312	SHAFT 16/32 Z 15 (310790)	1
6	311313	SCREW M6X16 (310790)	6
7	311314	CIRCLIP D 80 I (310790)	2
8	311315	CIRCLIP D 90 I (310790)	2
9	311316	SLEEVE 21.5X26.8X1.5 (310790)	1
10	311317	OIL SEAL 50X90X10 (310790)	1
11	311318	OIL PLUG 3/8 GAS (310790)	1
12	311319	KEY 16X10X40 (310790)	1
13	311320	BEARING 6307 MP (310790)	2
14	311321	BEARING 6210 MP (310790)	2
15	311322	OIL PLUG 3/8 GAS (310790)	1
16	311323	OIL PLUG 3/8 GAS (310790)	1
17	311324	OIL PLUG RCA 20 (310790)	1
18	311325	OIL PLUG RCA 90 (310790)	1
19	311326	OIL PLUG 1/2 GAS (310790)	1
20	311327	OIL PLUG RCA 80 (310790)	1
21	311328	SLEEVE 17X21.8X1.5 (310790)	2



PTO HYDRAULICS (OPTIONAL)

ITEM	PART NO.	DESCRIPTION	QTY
1	311248	HOSE: 1.50 X 040 24FJX-24FJX (SUCTION HOSE)	1
2	311249	HOSE: .75 X 165 16FJX-12FJX	2
3	300178	HOSE: 1.50 X 058 24FJX-24FJX (200PSI)	1
4	310937	TANK-HYDRAULIC	1
5	310791	PUMP-3.74 CID (CW INPUT)	1
6	311250	FTG-ELBOW 20MB-16MJ	1
7	311251	FTG-ADAPTER: 16MB-16FJX	1
8	311252	GAUGE-PRESSURE: 1/4"MB 3000 PSI	1
9	310929	FILTER-HYD ASSY 5" DUAL SPIN ON	1
	301254	FILTER-HYDRAULIC 5" 10 MICRON	2
10	311253	FTG-ADAPTER 24MB-16MJ	1
11	311254	FTG-ELBOW 16FJX-16MJ-90	1
12	311255	FTG-ADAPTER: 24MP-24MJ	2
13	311256	FTG-ELBOW: 24MJ-24FJX-90	3
14	311257	FTG-ADAPTER: 24MP-24MJ	1
15	311431	PLATE-HYDRAULIC TANK MOUNT	1
16	310946	WLDMT-GEARBOX MOUNT	1
17	311169	PLATE-HYDRAULIC FILTER MOUNT	1
18	310790	GEARBOX-1:2.5 PARALLEL SHAFT	1
19	310986	PTO-STD 1-3/4"-20 CRT	1
20	33856	U-BOLT: .50 X 5.50 X 4 X 5.50	2
21	1011584	WASHER-FLAT: SAE .50 ZP	4
22	1027461	NUT-TOPLOCK: .50 NC GR5 ZP	4
23	1011599	BOLT-HEX: .38 X .75 NC GR5 ZP	3
24	311346	VALVE-BALL: 24FP-24FP (LOW PRESSURE)	1
25	1011607	BOLT-HEX: .50 X 1.50 NC GR5 ZP	4
26	1014443	WASHER-FLAT: .50 ZP	8
27	52389	SHIELD CONE LARGE	1
28	64061	FTG-ELBOW: 16MB-12MJ-90	1
29	59888	FTG-TEE: 2MJ-12FJX-12MJ	1
30	59053	FTG-TEE: 12MJ-12MJ-FJX	2
31	59892	FTG-ADAPTER: 16MB-12MJ	2
32	66249	FTG-ADAPTER: 12MB-12FJX	1
33	311342	FTG-ELBOW: 24FJX-24MP-90	1

TRAILED TRACK SYSTEM/OEM STOCKING LIST

PART NO.	DESCRIPTION	AMITY PART NO.
105023915	NUT, LOCK (USES TOOL 2P-0021)	S311079
105023916	WASHER, LOCK	S311080
224091351	WASHER, FLAT, 21.4X42X5 MM	S311081
674012700	WASHER, TONGUE	S311082
761301665	BOLT-HEX-FLG: M6 X 16 CI 10.9	S311083
2A-0921-100sp	AXLE, MID-ROLLER	S311084
2A-1064-100	BEARING SERVICE SET, INNER	S311085
2A-1065-100	BEARING SERVICE SET, OUTER	S311086
2A-1066-100	BEARING SERVICE SET	S311087
2A-1067-100	BEARING SERVICE SET	S311088
2B-0115	BUSHING, 140X145X100 MM LONG	S311089
2B-0116	BUSHING, 80X85X60 MM THK	S311090
2B-0117	BUSHING, 60X65X60 MM THK	S311091
2B-0118	BUSHING	S311092
2B-0119	BUSHING, PT, 70X75X80 MM LONG	S311093
2B-0133	BUSHING, OILTITE	S311094
2C-0008	SPACER, FLANGED	S311095
2C-0196	COVER, IDLER HUB	S311096
2C-0387	PLATE, LOCK	S311097
2C-1327	COVER, END	S311098
2C-1334	RING, THRUST, 70.3 MM ID	S311099
2C-1335	PLATE, END	S311100
2C-2023-100	WASHER, THRUST, 50 MM	S311101
2C-2024-100	SPACER, FLG., M20	S311102
2C-2030	RING, BACK UP	S311103
2C-2032	WASHER, THRUST, 60 MM	S311104
2C-2033	WASHER, THRUST, 80 MM	S311105
2C-2046-100	AXLE, CARRIER ROLLER	S311106
2C-2080-100	WASHER, TONGUE	S311107
2C-2157-101	DEFLECTOR	S311108
2C-2255-10	SCREW, COMPRESSION, M24X3X240	S311109
2C-2262-100	SPACER	S311110
2F-0001	BOLT-HEX-FLG: M12 X 30 CI 10.9	S311111
2F-0005	BOLT-HEX: M 12 X 30 CI 10.9	S311112
2F-0065	WASHER, FLAT, M16	S311113
2F-0087	BOLT-HEX: M 16 X 50 CL 10.9	S311114
2F-0158	BOLT-HEX: M20 X 70 CL 10.9	S311115
2F-0181	BOLT-HEX: M24 X 70 CI 10.9	S311116
2F-0188	SCREW, SET, SPECIAL, 1-1/8 X85 MM	S311117
2F-0246	NUT, LOCK (USES TOOL 2P-0022)	S311118
2F-0247	WASHER, LOCK	S311119
2F-0265	WASHER, M12	S311120

TRAILED TRACK SYSTEM/OEM STOCKING LIST

PART NO.	DESCRIPTION	AMITY PART NO.
2F-0307	BOLT-SHCS: M 12 X 25 CI 10.9	S311121
2F-0322	WASHER, FLAT	S311122
2F-0323	BOLT-HEX: M 20 X 50 CI 10.9	S311123
2H-0159	PLUG	S311124
2J-0017	SEAL, MECHANICAL FACE	S311125
2J-0023	O-RING	S311126
2J-0026	SEAL, MECHANICAL FACE, 127 MM ID	S311127
2J-0090	SEAL, MECHANICAL FACE, 88 MM SQ	S311128
2J-0116	SEAL, SCRAPER, 50X62X7 MM THK	S311129
2J-0117	SEAL, SCRAPER, 60X74X8 MM THK	S311130
2J-0118	BUSHING, 80X94X8 MM THK	S311131
2J-0119	SEAL, SCRAPER, 140-160-10 MM THICK	S311132
2J-0120	SEAL, GREASE	S311133
2J-0141	O-RING	S311134
2M-0024	CAP, HUB	S311135
2P-0021-100	TOOL, LOCK NUT	S311136
2P-0022-100	TOOL, LOCK NUT	S311137
2S-0350-000	PIN, MOUNTING	S311138
2S-0351-000	PIN, MOUNTING	S311139
2S-0352-000	PIN, MOUNTING	S311140
2S-0424-000	PIN, TENSIONER	S311141
2S-0429-101SP	SUPPORT, HEAD	S311142
2S-0432-001SP	CAP, LOCKING	S311143
2C-2034-100	WASHER, THRUST 140MM FOR 5.5 STRAIGHT PIN	S311144
2A-0991-100	STABILIZER ASSY., 24	S311145
2C-2049-100	CAP, END FOR 140 MM	S311146
3F-0041	NUT, JAM 1 -14 UNC GR 8	S311147
2F-0107	BOLT-HEX: M 20 X 60 CI 10.9	S311148
3F-0040	BOLT-HEX: 4.00 X 1.00 -4 UNC GR 8	S311149
G36BP02967	TRACK, RUBBER, 302 X 36	S311150
2C-2046-101	AXLE - CARRIER ROLLER	S311470
2S-0375-0001	ROLLER, CARRIER	S311809
2A-0936-101	PIN-MAIN PIVOT PAINTED	S311199
2A-0931-101SP	CARRIER ROLLER GP	S311817
2B-0130	BUSHING.	S311559
2C-2025-100	END CAP	S311557
2C-2033-100	THRUS WASHER	S311556
2F-0143	KHEX SCR ISO 4017 10.9	S311558
2F-0269	HEX FLG SCR HEAVY ASME B18.2.39M, 109 A2C	S311555